



# KANSAS STATE Wildcats

## VS. NO. 21/20 NEBRASKA CORNHUSKERS

Game 7 • Saturday, Oct. 14, 2006 • TBA • TV: TBA  
Manhattan, Kan. • Bill Snyder Family Stadium (50,000) • FieldTurf

KANSAS STATE FOOTBALL IN THE BIG 12 ERA | 8 BOWLS, 6 11-WIN SEASONS, 4 BIG 12 NORTH DIVISION TITLES, 2003 BIG 12 CHAMPIONS

### KANSAS STATE (4-2, 1-1 Big 12 North)

#### September

2	ILLINOIS STATE	W, 24-23
9	FLORIDA ATLANTIC	W, 45-0
16	MARSHALL [FSN]	W, 23-7
23	(8) LOUISVILLE [FSN]	L, 6-24
30	at Baylor*	L, 3-17

#### October

7	OKLAHOMA STATE*	W, 31-27
14	(21) NEBRASKA* [FSN PPV]	6:10 pm
21	at Missouri*	tba
28	IOWA STATE* [HC]	tba

#### November

4	at Colorado*	tba
11	TEXAS*	tba
18	at Kansas*	tba

Home games in BOLD  
All times Central

\* Big 12 Conference game  
[HC] Homecoming

### NO. 21/20 NEBRASKA (5-1, 2-0 Big 12 North)

#### September

2	LOUISIANA TECH [FSN]	W, 49-10
9	NICHOLLS STATE	W, 56-7
16	at USC [ABC]	L, 28-10
23	TROY [FSN PPV]	W, 56-0
30	KANSAS* [FSN]	W, 39-32 (OT)

#### October

7	at Iowa State* [ABC]	W, 28-14
14	at Kansas State* [FSN PPV]	6:10 pm
21	TEXAS*	tba
28	at Oklahoma State*	tba

#### November

4	MISSOURI*	tba
11	at Texas A&M*	tba
24	COLORADO* [ABC]	2:30 pm

Home games in BOLD  
All times Central

\* Big 12 Conference game

### ON THE AIR

#### RADIO • K-STATE SPORTS NETWORK

Wyatt Thompson, play-by-play  
Stan Weber, color  
Matt Walters, sidelines



#### TELEVISION • FSN PPV

TBA, play-by-play  
TBA, color  
TBA, sidelines



#### HIGHLIGHTS • FSN SPORTS ACCESS

Television stations wishing to use the FSN PPV feed for newscasts should contact FSN Sports Access at 1-800-458-5609 to obtain satellite coordinates. There is a fee to use the feed.

### K-STATE HOSTS NEBRASKA IN NORTH BATTLE

Fresh off a thrilling come-from-behind victory over Oklahoma State, Kansas State (4-2, 1-1) looks to keep the ball rolling on its home field this week as the Wildcats welcome North Division co-leader Nebraska (5-1, 2-0) to Manhattan for Harley Day.

Game time at a sold-out Bill Snyder Family Stadium has been set for 6:10 p.m., with the game being cablecast on a pay-per-view basis by Big 12 Special Order Sports, the pay-per-view division of Fox Sports Net. The telecast will be available on cable systems throughout the states of Kansas and Nebraska and in the Kansas City Metro area as well as on participating satellite systems nationwide. For more information on the pay-per-view telecast, visit [k-statesports.com](http://k-statesports.com).

For those not near a cable box or satellite dish, the game will also air live on radio across the 31-station K-State Sports Network, with Wyatt Thompson and Stan Weber calling the action.

Kansas State enters Saturday's game looking to build on what it hopes was a breakout performance against Oklahoma State on the offensive side of the ball. The Wildcats, who struggled to find the end zone in their two previous outings, hit paydirt twice in the closing three minutes in a gut-check 31-27 victory over the Cowboys.

Nebraska, the Big 12's top scoring offense at nearly 40 points per contest, is coming of a 28-14 win at Iowa State and averages over 460 yard of total offense per game.

Both teams have played solid defense thus far and are holding opponents under 17 ppg.

### A QUICK LOOK AT THE WILDCATS

With freshman quarterback Josh Freeman leading the way, Kansas State's appears set to turn the corner on offense. Freeman has quarterbacked the Wildcats for the last six quarters and the K-State offense has responded by averaging 350 yards per game in its last two outings.

The unit really came of age during the last 4:25 of K-State's win over Oklahoma State as Freeman marched the Wildcats on touchdown drives of 92 and 58 yards to overcome a 10-point deficit down the stretch.

The emergence of fellow freshman Leon Patton at running back has also give the Wildcats' offense a big boost. Patton ripped the Cowboys for 151 yards on 21 carries last week and also had a 95-yard kickoff return.

On the other side of the ball, K-State's rejuvenated defensive unit has been one of the nation's best all season long. With Big 12 tackle-for-loss leader Ian Campbell, Butkus Award candidate Brandon Archer (seventh in the Big 12 in tackles with 49) and free safety Marcus Watts (fourth in the Big 12 with three picks) leading the way, the Wildcats' defense has been rock solid. K-State ranks No. 27 nationally in total defense (288.7 ypg), ninth in tackles for losses and 17th in sacks. The unit also ranks 28th in scoring defense and 13th in turnovers gained with 14.



### THE SERIES... Nebraska leads, 73-15-2

Kansas State goes for its fifth straight home win over Nebraska when the Wildcats and Cornhuskers meet Saturday in Manhattan... It will be the 91st meeting between the two programs, which first squared off in 1911... The Huskers lead the all-time series, 73-15, with two ties, however it's been the Cats who have had the winning edge of late... K-State has won three of the last four and four of the last six encounters... NU snapped K-State's three-game series winning streak last year in Lincoln, 27-25.

#### KANSAS STATE

Record: 4-2/1-1 Big 12  
Ranking (AP/Coaches): N/A  
Last Game: Oct. 7, 2006  
def. Oklahoma State, 31-27  
at Manhattan, Kan.  
Coach: Ron Prince  
Career Record: 4-2  
vs. NU: First meeting

#### NEBRASKA

Record: 5-1/2-0 Big 12  
Ranking (AP/Coaches): 21/20  
Last Game: Oct. 7, 2006  
def. Iowa State, 28-14  
at Ames, Iowa  
Coach: Bill Callahan  
Career Record: 18-11  
vs. K-State: 1-1

### KANSAS STATE'S STATISTICAL LEADERS

Passing	Dylan Meier, 69-136-4—765, 3 TDs
Rushing	Thomas Clayton, 67-322, 3 TDs
Receiving	Rashaad Norwood, 20-170, 0 TDs
Scoring	Jeff Snodgrass, 39 points
Punting	Tim Reyer, 30-40.8 avg.
Kicking	Jeff Snodgrass 9-13 FG, 12-12 PAT
Tackles	Brandon Archer, 49 tackles
Tackles For Loss	Ian Campbell, 10.0-48 TFL
Sacks	Ian Campbell, 6.5-38 sacks
Interceptions	Marcus Watts, 3 INT
Kickoff Returns	Yamon Figurs, 7-24.6 avg.
Punt Returns	Yamon Figurs, 12-11.2 avg.

# 2006 KANSAS STATE FOOTBALL

PAGE 2 • Game No. 7 vs. Nebraska



## MEDIA SERVICES

### Kansas State Sports Information

1800 College Avenue, Suite 37  
Manhattan, KS 66502

Phone: 785.532.6735 / Fax: 785.532.6093

**Garry Bowman**, Director/Football Contact

e-mail: gbowman@k-state.edu

**Kenny Lannou**, Asst. Director/Secondary Contact

e-mail: klannou@k-state.edu

### On the Internet

Kansas State's web site, [www.k-statesports.com](http://www.k-statesports.com), provides the latest information on the Wildcats. All K-State releases and game notes, results, statistics, box scores, schedules, rosters and coach and player information is available on the Internet at [www.k-statesports.com](http://www.k-statesports.com). Recaps and statistics are updated after each game.

### Weekly Release

The K-State Sports Information Office e-mails its weekly football release on Sunday evenings. Fax versions of the update are sent by request only. The release is also available on the Internet at [www.k-statesports.com](http://www.k-statesports.com) in both text and PDF formats on Sundays. If you are interested in receiving K-State's weekly release via e-mail, please contact Sports Information Director Garry Bowman at gbowman@k-state.edu to be placed on the list.

## MEDIA OPPORTUNITIES

### MONDAY

Head coach Ron Prince is available each Monday during the season on the Big 12's weekly telephonic news conference. The teleconference begins at 10 a.m. (CT) and wraps up at approximately 12:15 p.m. (CT). Prince's time slot is between 10:30 and 10:40 a.m. (CT). The media call-in number is 706.679.2026. A replay is archived on the league's website, [www.Big12Sports.com](http://www.Big12Sports.com), and is also available at 706.634.1618. The 2006 schedule is for each Monday, Aug. 28 through Dec. 4.

### TUESDAY

Each week, head coach Ron Prince hosts a regularly scheduled news conference on Tuesday. News conferences will be held in the Legend's Room in Bramlage Coliseum, beginning at 11:30 a.m. with lunch. Prince will address the media beginning at Noon, with requested players available from 12:30 to 1 p.m. To request players for the weekly news conference, media should contact Garry Bowman with requests by noon each proceeding Monday at 785.532.6735 or via e-mail at gbowman@k-state.edu. Players who have class conflicts or who are unable to attend will be made available in the Vanier Sports Complex following practice.

### WEDNESDAY

Head coach Ron Prince is available via telephone from 12 p.m. to 1 p.m. on Wednesday. This availability is primarily for out-of-town media. Coach Prince and requested players will also be made available in the Vanier Sports Complex following practice on Wednesday.

### THURSDAY

No media availability.

### FRIDAY

Coach Prince and requested players are available for network television pregame production packages only.

Garry Bowman gbowman@k-state.edu					week 7 vs. NEBRASKA			Kenny Lannou klannou@k-state.edu	
Monday 9	Tuesday 10	Wednesday 11	Thursday 12	Friday 13	Saturday 14	Sunday 15			
Big 12 Teleconference 10:30 - Ron Prince	Media Luncheon Vanier Complex ALC 12:00 - Ron Prince 12:30 - Lunch 1:00 - Players  Satellite Feed 3:00 - 3:15 p.m. SBS 6, Transponder 3 KU-Band	Out-of-town Interviews 12:00 - 1:00 p.m. Ron Prince - Phone  Post-Practice Interviews Ron Prince Players	Team Practice No media availability	Team Walk-Thrus No media availability	Game 7 Nebraska at Kansas State 6:10 p.m. Snyder Family Stadium TV: FSN PPV  Postgame Coach Prince and Players	No media availability  Kansas State Game Notes Game 8 notes for the Missouri game avail- able by 6 p.m.			

## FEEL THE THUNDER

Don't forget to bring your ear plugs Saturday, especially if you are planning on being anywhere near the sidelines during pre-game, as Kansas State hosts its annual Harley Day. Just prior to kickoff, approximately 100 Harley-Davidson motorcycles will make a thunderous one-lap trek around the black top of Wagner Field. One of the most unique traditions in all of college athletics, Harley Day was founded in 1997 and has become one of the most anticipated happenings of the year at K-State. For those wondering, the Wildcats are 7-2 all time on Harley Day and defeated Nebraska 45-21 in 2004, the last time the occasion was reserved for the Huskers.

## THE BILL IS FILLED

For the first time in 2006, Bill Snyder Family Stadium will be filled to capacity this Saturday when the Wildcats do battle with Nebraska. The sellout is K-State's first since the last time the Huskers came calling in 2004. Kansas State came close to selling out the Kansas game last season, but ended up 202 patrons shy of capacity. Saturday's sellout marks the fourth straight visit by Nebraska since the stadium's expansion in 1999 that a crowd of at least 50,000 will be on hand to watch the Wildcats and Cornhuskers. All time, three of K-State six largest crowds have been vs. Nebraska, including the school-record attendance mark of 53,811 for the 2000 game.

## CATS AND CORNHUSKERS

Saturday's game will be the 91st edition in the Kansas State-Nebraska series, which dates to 1911. The Cornhuskers hold a 73-15-2 edge in the all-time series, however the rivalry has taken on a decidedly purple hue in recent years, especially in Manhattan, K-State, which has not lost to Nebraska at home since 1996, enters Saturday's meeting looking for an unprecedented fifth straight win over the Huskers in the Little Apple. During the streak, the K-State has outscored Nebraska by an average of 17.8 points per game, with the Cats holding a hefty 30-point margin of victory in the last two encounters on Wagner Field. Overall, Kansas State has won three of the last four, four of the last six and five of the last eight meetings between the two programs.

K-STATE vs. NEBRASKA*		
10/5/96	at K-State	L, 3-39
10/4/97	at Nebraska	L, 26-56
11/14/98	at K-State	W, 40-30
11/13/99	at Nebraska	L, 15-41
11/11/00	at K-State	W, 29-28
11/10/01	at Nebraska	L, 21-31
11/16/02	at K-State	W, 49-13
11/15/03	at Nebraska	W, 38-9
10/23/04	at K-State	W, 42-21
11/12/05	at Nebraska	L, 25-27
*Last 10 games		

## LAST YEAR IN LINCOLN

Thanks to Nebraska's hot 2005 finish, few may recall that the Wildcats and Cornhuskers actually played quite a thriller in Lincoln last season. Kansas State roared back from a 12-point deficit to take a 25-24 lead on a 27-yard field goal by Tim Schwerdt with 4:18 to play. The Wildcats, though, couldn't hold Nebraska on its final drive as Jordan Congdon connected on a 40-yard field goal with just over a minute to play to help the Huskers edge the Wildcats, 27-25. Two now departed quarterbacks figured prominently in the game, with K-State's Allan Evridge rushing for 138 yards and a pair of scores and NU's Harrison Beck leading the Huskers on their game-winning drive after Wildcat linebacker Zach Diles had knocked Zac Taylor out of the game. Thomas Clayton also had a big day for K-State, finishing with 85 yards on 13 attempts, while Taylor completed 21-of-31 attempts for 220 yards and a pair of scores.

## NEBRASKA WILDCATS

Saturday's game will have a special significance for four Wildcats. The four all hail from the state of Nebraska, with two calling Omaha home. K-State's Nebraska products include: sophomore running back John McCardle (Omaha - Millard North HS); wide receiver Tony Purvis (McCook - McCook HS); sophomore offensive lineman Brad Rooker (Omaha - Millard North HS); and redshirt freshman offensive lineman Derek Meyer (Campbell - Silver Lake).



## NO PLACE LIKE HOME

Few teams in college football have taken care of their home field as well as the Wildcats since the start of the 1990 season. Over the past 16-plus years, K-State is an amazing 91-17-1 (.839) when playing on Wagner Field, including a 44-11-1 (.795) mark in league games (combined Big 8/Big 12). During that stretch, the Wildcats have lost more than once at home in just three seasons while hitting the six-win mark at home eight times. Kansas State set the school record for home victories in a season with seven four times, doing so as recently as 2003.

## NORTH POLL

Only Nebraska, which has already vanquished two Big 12 North Division foes this season, has won more intra-division games in the league's northern division than Kansas State. Heading into Saturday's game with the Huskers, the Wildcats are 37-13 (.740) vs. division opponents since 1996. K-State has run the table vs. its northern brethren three times, posting perfect 5-0 marks in 1998, 2000 and 2003. Three other seasons, the Wildcats have won at least four games.

BIG 12 NORTH vs. NORTH		
SCHOOL	W	L
Nebraska	39	13
<b>Kansas State</b>	<b>37</b>	<b>13</b>
Colorado	31	20
Iowa State	17	34
Missouri	16	35
Kansas	15	36

## AT THE MIDPOINT

Kansas State hits the midpoint of its 2006 season with a 4-2 record. With last week's win over Oklahoma State, Kansas State has now gone 4-2 or better through its first six games in nine of the last 11 seasons (Big 12 era). Getting over the hump in Saturday's game would be a huge accomplishment for the Wildcats. K-State has not ben 5-2 or better through seven games since the 2002 season.

## PRINCELY START

New Kansas State head coach Ron Prince has the Wildcats off to the program's best start under a first-year head coach. Prince, who was named K-State's 33rd head football coach on Dec. 5, 2005, became just the third Wildcat coach in school history to win his first three games at the helm and the first to do so since Ellis Rainsberger did it in 1975. No new coach in K-State history had won four of his first six prior to Prince's arrival in Manhattan.

## OCTOBER LEDGER

Kansas State's strong starts through the years are well documented. However, the Wildcats have also been a solid team in the month of October over the past decade-plus. Since the inception of the Big 12 K-State is 25-19 (.568) in October, including a 16-9 (.640) mark when playing at home.



The first head coach in Kansas State history to win four of his first six games at the helm, Ron Prince, was named the 33rd head football coach at Kansas State on Dec. 5, 2005.

Currently the third-youngest head coach in all of Division I-A, Prince brought 13 years of collegiate coaching experience with him to Kansas State from Virginia, where he has served the last five seasons as Cavaliers' offensive line coach, including the past three as the architect of UVA's offensive attack.

While at Virginia, Prince, 37, helped usher in a new era of success as the Cavaliers' earned straight bowl berths from 2002-05 and set a dozen team and individual school records. Prince also produced 10 offensive NFL draft picks during his stint a UVA, while 37 Cavaliers earned All-ACC distinction, including 17 on the offensive side of the ball. Of those 17 offensive selections, 11 occurred with Prince at the controls of the Cavs' offense.

A 1988 graduate of Junction City High School, Prince played two seasons at Dodge City (Kan.) Community College, receiving All-Conference honors as an offensive tackle on the field and Academic All-America and National Dean's List accolades for his performance in the classroom.

In 1990, Prince transferred to Appalachian State in Boone, N.C. He played two seasons for the Mountaineers and helped ASU to a Southern Conference championship and a berth in the NCAA I-AA playoffs as a senior in 1991 before earning a bachelor's degree in history in 1992.

Prince received his start in coaching shortly after graduation, returning to Kansas in 1992 to serve as a volunteer assistant coach at Dodge City.

After just one season, Prince began his full-time coaching career as an offensive line at Alabama A&M in 1993. An ultra-successful one-year stop at South Carolina State in 1994 followed before Prince took over as the offensive line coach at James Madison in 1995 and then at Cornell in 1998.

Born in Omaha, Neb., but raised in Junction City by parents Ernest and Georgeanne Prince, he is married to the former Zoë Ahern of Valhalla, N.Y. The couple has four children, Deuce (7), James (5), Grace (4) and John (2).

## THE PRINCE FILE

**YEAR AT K-STATE:** First  
**DATE OF BIRTH:** Sept. 18, 1969  
**HOMETOWN:** Junction City, Kan.  
**SPOUSE:** Zoë  
**CHILDREN:** Three sons, Deuce (7), James (5), and John (2), daughter, Grace (4)  
**COLLEGE:** Appalachian State, '92

## COACHING EXPERIENCE

1992 .....Dodge City CC .....Assistant Coach (OT/TE)  
1993 .....Alabama A&M .....Assistant Coach (OL/TE)  
1994 .....South Carolina St. ....Asst. Coach (OL/TE)  
1995-97 .....James Madison .....Assistant Coach (OL)  
1998-00 .....Cornell .....Assistant Coach (OL)  
2001-02 .....Virginia .....Assistant Coach (OL)  
2003-05 .....Virginia .....Offensive Coordinator (OL)  
2006 .....Kansas State .....Head Coach

## KANSAS STATE vs. NEBRASKA • TEAM STATISTICAL COMPARISONS

KANSAS STATE (4-2/1-1 Big 12 North)				
Team Statistics	KS	OPP		
Points/Game	22.0	16.3		
First Downs	89	95		
Rushing/Game	116.2	106.8		
Passing/Game	192.7	181.8		
Total Offense/Game	308.8	288.7		
Fumbles-Lost	6-3	13-7		
Pen.-Yds/Game	47-65.5	34-51.5		
Time of Possession	26:35	33:13		

INDIVIDUAL LEADERS					
RUSHING	Att	Net	Avg	TD	YPG
Clayton	67	322	4.8	3	80.5
Patton	34	208	6.1	1	41.6

PASSING				
C-A-I	Pct.	TD	YPG	
Meier	69-136-4	50.7	3	153.0
Freeman	24-62-4	38.7	0	97.8

RECEIVING					
Rec	Yds	Avg	TD	YPG	
Norwood	20	170	8.5	0	42.5
Nelson	17	221	13.0	0	44.2

DEFENSE				
U-A-TT	TFL	Int.	FF	FR
Archer	26-23-49	2.0	0	0-0

NEBRASKA (5-1/2-0 Big 12 North)				
Team Statistics	NU	OPP		
Points/Game	29.7	15.2		
First Downs	128	100		
Rushing/Game	210.7	111.0		
Passing/Game	253.2	209.0		
Total Offense/Game	463.8	320.0		
Fumbles-Lost	12-7	19-8		
Pen.-Yds/Game	33-47.7	39-44.5		
Time of Possession	32:51	27:09		

INDIVIDUAL LEADERS					
RUSHING	Att	Net	Avg	TD	YPG
Lucky	64	405	6.3	5	67.5
Glenn	50	316	6.3	6	63.2

PASSING				
C-A-I	Pct.	TD	YPG	
Taylor	95-143-2	66.4	13	233.0
Ganz	6-12-0	50.0	2	31.0

RECEIVING					
Rec	Yds	Avg	TD	YPG	
Nunn	19	318	16.7	1	53.0
Purify	11	260	23.6	2	43.3

DEFENSE				
U-A-TT	TFL	Int.	FF	FR
McKeon	17-19-36	2.0	0	1-1



## NCAA TEAM RANKINGS

Category	KS	NU
Rushing Offense	80	8
Passing Offense	71	23
Total Offense	87	7
Scoring Offense	76	4
Rushing Defense	30	35
Pass Efficiency Defense	44	40
Total Defense	27	54
Scoring Defense	28	25
Net Punting	93	37
Punt Returns	36	46
Kickoff Returns	2	95
Turnover Margin	42	T-19
Pass Defense	38	79
Passing Efficiency	113	2



# 2006 KANSAS STATE FOOTBALL



PAGE 4 • Game No. 7 vs. Nebraska

## BIG 12 FOOTBALL STANDINGS

NORTH DIVISION	B12	Overall
Missouri .....	2-0	6-0
Nebraska .....	2-0	5-1
Kansas State ◀ .....	1-1	4-2
Iowa State .....	0-2	3-3
Kansas .....	0-2	3-3
Colorado.....	0-2	0-6

SOUTH DIVISION	B12	Overall
Texas .....	2-0	5-1
Baylor .....	2-0	3-3
Texas A&M.....	1-1	5-1
Texas Tech .....	1-1	4-2
Oklahoma .....	0-1	3-2
Oklahoma State .....	0-1	3-2

## BIG 12 SCHEDULE

### Sat., Oct. 7

Nebraska at Kansas State, TBA  
Iowa State at Oklahoma, 11:30 am (FSN)  
Oklahoma State at Kansas, 1 pm  
Texas Tech at Colorado, 2:30 pm  
Missouri at Texas A&M, 2:30 pm (ABC)  
Baylor at Texas, 6 pm (TBS)

### Sat., Oct. 14

Kansas State at Missouri  
Texas A&M at Oklahoma State  
Texas Tech at Iowa State  
Kansas at Baylor  
Colorado at Oklahoma  
Texas at Nebraska

## WEEKLY BIG 12 TELECONFERENCE SCHEDULE

Call-in number: 706.679.2026

10:00 a.m. - Mark Mangino, Kansas  
10:10 a.m. - Bob Stoops, Oklahoma  
10:20 a.m. - Mike Gundy, Oklahoma State  
10:30 a.m. - Ron Prince, Kansas State  
10:40 a.m. - Gary Pinkel, Missouri  
10:50 a.m. - Mike Leach, Texas Tech  
11:00 a.m. - Guy Morriss, Baylor  
11:10 a.m. - Dan McCarney, Iowa State  
11:20 a.m. - Mack Brown, Texas  
11:30 a.m. - Dennis Franchione, Texas A&M  
11:40 a.m. - Dan Hawkins, Colorado  
11:50 a.m. - Bill Callahan, Nebraska

## BIG 12 SATELLITE FEEDS

The Big 12 will again present a satellite feed of game highlights from each week's contests, along with student-athlete and coaches comments from all 12 institutions.

Dates: Every Tuesday, Aug. 29 - Dec. 5

Time: 3:30 - 4:30 p.m. CT

Coordinates: Galaxy 3C, Transponder 21 (C Band)

Location: 95 degrees West

Downlink Frequency: 4120 mhz vertical

Audio: 6.2/6.8 mhz

## POLL POSITION

No. 21-ranked Nebraska is the second ranked opponent to visit the Little Apple this season. The Wildcats dropped a 24-6 decision to No. 8 Louisville on Sept. 23rd. Since 1996, K-State is 12-17 vs. ranked opponents, including a 5-5 record at home.

## ON THE OUTSIDE LOOKING IN

Since 1996, Kansas State has been ranked in the Associated Press poll for 90 of its 128 games so there have been few instances when the Wildcats have entered a contest unranked vs. a top-25 foe like they will this Saturday. During the Big 12 era, it has happened just six times, with the Wildcats coming up short in five of the contests. Here's a look at Kansas State's last six games vs. top-25 opponents when the Wildcats entered the game outside the AP poll:

DATE	OPPONENT	FINAL SCORE
Nov. 10, 2001	at No. 2 Nebraska .....	L, 21-31
Dec. 29, 2001	vs. No. 18 Syracuse (Insight.com Bowl).....	L, 3-26
<b>Nov. 15, 2003</b>	<b>at No. 18 Nebraska .....</b>	<b>W, 38-9</b>
Oct. 16, 2004	vs. No. 2 Oklahoma.....	L, 21-31
Oct. 15, 2005	at No. 13 Texas Tech.....	L, 20-59
Sept. 23, 2006	vs. No. 8 Louisville .....	L, 6-24

## YOUTH MOVEMENT

Kansas State heads into its third conference game of the season with one of the league's younger depth charts. Last week against Oklahoma State, head coach Ron Prince opened the game with 10 underclassmen in its 22-man starting lineup, including five freshmen (three red-shirts and two true). Four of the freshman, including quarterback Josh Freeman and running back Leon Patton, opened the game on offense, with end Eric Childs starting on defense.

## NEW TO YOU

Head coach Ron Prince also shook up the Wildcats' starting lineup last week. A total of seven Wildcats made their starting debuts against Oklahoma State, including quarterback Josh Freeman, running back Leon Patton, tight end Michael Poochke, tight end Donald Raymer, center Brad Rooker and right guard Brock Unruh on offense and defensive end Eric Childs on defense. In addition, left guard Caleb Handy logged his first start of 2006, while Greg Wafford made his first start of the season at left tackle after opening at left guard in the first five games.

## WE'RE FIRST

Kansas State was the first team to dent the scoreboard last week vs. Oklahoma State, when Daniel Gonzalez scooped up a blocked punt by Marcus Watts early in the second quarter and raced 21 yards for a touchdown. It marked the third time this season that the Wildcats have been the first team to register points. K-State has won each of those three games and is now a staggering 108-11 (.908) since 1990 when it gets on the scoreboard first.

## KEY TO VICTORY

There's no better indicator of a Wildcat victory than when Kansas State leads at intermission. Thus far in 2006, K-State has led at the break in all four of its wins and trailed at the half in both losses. Since 1990, the Cats have been able to protect their halftime edge nearly 97 percent of the time, going a spectacular 121-4 when leading at halftime.

## 20-POINT MUST SYSTEM

With Kansas State's defense playing as well as it has, the Wildcats have not had to put up a plethora of points this season in order to win. In fact, K-State is a perfect 4-0 when crossing the 20-point mark. The Wildcat defense enters Saturday's game yielding just 16.3 points per game, which ranks 28th in the nation.

## BALL SECURITY

Despite starting six underclassmen, including four freshman, on offense last week, Kansas State did not commit a single turnover vs. Oklahoma State. It marked the first time since the 2003 Big 12 Championship game vs. Oklahoma - a span of 29 games - that the Wildcats went an entire game with out a turnover. So far this season, K-State is 4-1 when it has had the same number of turnovers (2-1) or less (2-0) than its opponents.

## BALANCING ACT

Though Kansas State has struggled to find balance in its offensive attack during much of the early going, the Wildcats were nearly dead even in rushing and passing yards last week with true freshman Josh Freeman at the helm vs. Oklahoma State. K-State finished the game with 180 yards rushing and 177 yards through the air.



## PROTECTION PACKAGE

As Kansas State's defense continues to rack up the sacks, the Wildcats' offensive line is quietly keeping opposing defenders away from K-State's quarterback. Through six games, Kansas State ranks 20th nationally and third in the Big 12 in sacks allowed with seven (1.2 per game). The Wildcats have given up a sack in just three of six games this season and had their third "sack-less" outing at Baylor, despite protecting for a season-high 55 pass attempts. Last year, K-State gave up 26 sacks (2.4 per game).

## LONG DISTANCE DIALING

Freshman quarterback Josh Freeman has passed for 373 yards in the last two games in six quarters of work. Much of that passing yardage has come via big strikes. At Baylor, Freeman hooked up with Yamon Figurs on a 68-yard pass, then came back with a 55-yard connection to Jermaine Moreira in the fourth. The two plays marked the first time since the 2003 Big 12 Championship game that Kansas State has connected on two 50-plus yard pass plays in the same game. Last week vs. Oklahoma State, Freeman hit on three more pass plays over 30 yards, including connections of 43 and 33 yards with Moreira, a 33-yarder hook-up with Leon Patton.

## RUNNING MEN

Kansas State has also produced a number of big plays from its running game in 2006. Through six games, seven of Kansas State's 15 offensive plays that have gone for more than 25 yards have been rushes, including three by true freshman Leon Patton (40, 35, 27). Of those seven rushes, three have gone for scores. For the entire 2005 season, K-State had just seven runs of more than 25 yards with just two going the distance.

## SPECIAL SCORES

With two more special teams scores in its victory over Oklahoma State, including a 21-yard blocked punt return by Daniel Gonzalez and a 95-yard kickoff return by Leon Patton, Kansas State continues to rank among the nation's leaders in special teams touchdowns. Through six games, the Wildcats have tallied five special teams TDs (2 KOR, 2 PR, 1 FR). Only Indiana with six has notched more special teams touchdowns so far this season than K-State. Since 1999, K-State has scored 48 special teams TDs. That figure ranks third among all NCAA Division IA programs and trails only Miami-Fla. (55) and Virginia Tech (55).

## DEFENSIVE NUMBERS DON'T LIE

Kansas State enters Saturday's game against Nebraska holding opponents to just 16.3 points per game. That figure ranks 28th nationally and fifth in the Big 12 Conference. For the season, the Wildcats have given up just 98 points through six games. The last time a K-State defense yielded fewer than 100 points through its first six games dates to the 2002 campaign, when the Wildcats allowed just 80 points in their first six contests. Incidentally, the 2002 unit ending the year ranked No. 1 nationally in scoring defense at 11.8 ppg.

## NO POINTS FOR YOU

Kansas State has pitched a shutout in 11-of-24 quarters thus far in 2006, with only a second-quarter blocked punt return against Marshall and a pair of field goals vs. Louisville and Oklahoma State keeping the figure from being 13-of-24. The Wildcat defense has been at its best in the second quarter. So far this season, the only points the K-State's defense has yielded during the period were a field goals by the Cardinals and Cowboys.

## QUANTUM LEAP

Just how far has Kansas State's defense come? Well the proof is in the pudding (or statistics), so to speak. During the first six games of 2005, the Wildcats yielded 152 points. In 2004, that figure was a whopping 182 points. This year vs. Illinois State, Florida Atlantic, Marshall, Louisville, Baylor and Oklahoma State that total has shrunk to just 98 points.

## TOUGH STUFF

Kansas State enters the week ranked 27th nationally in total defense and 30th vs. the run and overall has been a handful to deal with. The Wildcats are yielding just 288.7 yards per game to rank third in the Big 12. On the ground, K-State is holding opponents to 106.8 yards per game and has limited four of its six opponents to less than 100 yards, including Florida Atlantic, Marshall and Baylor, which each failed to reach the 60-yard mark.

## BEHIND ENEMY LINES

A big part of Kansas State's production on defense this season has been the Wildcats' ability to attack the football behind the line of scrimmage. Heading into Saturday's game vs. Nebraska State, K-State has totaled 46 tackles for losses. That figure (7.7 per game) ranks ninth nationally and is already well on the way to topping last year's total of 70 (6.4 per game).

## NATIONAL RANKINGS

### Associated Press Top 25 (Oct. 8)

1. Ohio State (63)	6-0	1,623
2. Florida	6-0	1,516
3. USC	5-0	1,451
4. Michigan	6-0	1,429
5. West Virginia (2)	5-0	1,416
6. Texas	5-1	1,294
7. Louisville	5-0	1,247
8. Tennessee	5-1	1,159
9. Notre Dame	5-1	1,068
10. California	5-1	1,017
11. Auburn	5-1	943
12. Clemson	5-1	876
13. Georgia Tech	5-1	739
14. LSU	4-2	693
15. Iowa	5-1	661
16. Georgia	5-1	615
17. Arkansas	4-1	482
18. Oregon	4-1	474
19. Missouri	6-0	469
20. Boise State	6-0	449
21. Nebraska	5-1	431
22. Virginia Tech	4-1	360
23. Oklahoma	3-2	271
24. Rutgers	5-0	194
25. Wisconsin	5-1	86

### OTHER BIG 12 RECEIVING VOTES:

Texas Tech 2.

### USA Today Coaches' Poll (Oct. 8)

1. Ohio State (62)	6-0	1,574
2. USC	5-0	1,461
3. Florida (1)	6-0	1,412
4. West Virginia	5-0	1,398
5. Michigan	6-0	1,358
6. Texas	5-1	1,240
7. Louisville	5-0	1,207
8. Notre Dame	5-1	1,044
9. Tennessee	5-1	1,031
10. Auburn	5-1	958
11. California	5-1	911
12. Clemson	5-1	899
13. Iowa	5-1	672
14. Georgia	5-1	661
15. Georgia Tech	5-1	592
16. LSU	4-2	565
17. Virginia Tech	4-1	523
18. Oregon	4-1	510
19. Boise State	6-0	472
20. Nebraska	5-1	460
21. Missouri	6-0	387
22. Oklahoma	3-2	268
23. Arkansas	4-1	264
24. Rutgers	5-0	261
25. Boston College	4-1	108

### OTHER BIG 12 RECEIVING VOTES:

Texas A&M 11, Texas Tech 7.

### THE LAST TIME KANSAS STATE...

Was Ranked: Sept. 5, 2004 13 (AP)/14 (Coaches)

Received Votes in AP Poll: Oct. 3, 2004

Received Votes in Coaches Poll: Sept. 25, 2005



## WILDCATS WHEN...

Overall record .....	4-2
Big 12 record .....	1-1
Non-conference record .....	3-1
Home .....	4-1
Away .....	0-1
Neutral .....	0-0
Current streak .....	Won 1
Current home streak .....	Won 1
Current road streak (dating to 2005) .....	Lost 5
Current neutral site streak .....	Lost 1
Current bowl streak .....	Lost 1
Last win .....	31-27, vs. Oklahoma State (10/7/06)
Last loss .....	3-17 at Baylor (9/30/06)
Day game .....	2-1
Night game .....	2-1
TV game .....	1-1
ABC .....	0-0
Fox Sports Net .....	1-1
TBS .....	0-0
ESPN .....	0-0
ESPN2 .....	0-0
August .....	0-0
September .....	3-2
October .....	1-0
November .....	0-0
December .....	0-0
January .....	0-0
vs. top-25 teams .....	0-1
vs. non-ranked teams .....	3-1
vs. 1-AA .....	1-0
On natural grass .....	0-0
On FieldTurf .....	4-2
On AstroTurf .....	0-0
Scoring first .....	3-0
Coming-from-behind .....	1-2
Leading after 1st quarter .....	2-0
Behind after 1st quarter .....	1-2
Tied after 1st quarter .....	1-0
Leading at halftime .....	4-0
Behind at halftime .....	0-2
Tied at halftime .....	0-0
Leading after 3rd quarter .....	3-0
Behind after 3rd quarter .....	1-2
Tied after 3rd quarter .....	0-0
Overtime .....	0-0
Scoring 20 points or less .....	0-2
Scoring 20+ points .....	4-0
Scoring 30+ points .....	2-0
Allowing 21 points or less .....	2-1
Allowing 10 points or less .....	2-0
With 100-yd rusher .....	1-1
Allow 100-yard rusher .....	2-0
With 300-yd passer .....	0-0
Allow 300-yard passer .....	0-0
Outgain opponent .....	3-1
Total offense + 300 yards .....	3-2
Allow + 300 yards total offense .....	2-1
No turnovers .....	1-0
Less than three turnovers .....	4-1
Three or more turnovers .....	0-1
No takeaways .....	0-0
Three or more takeaways .....	1-2
Fewer turnovers .....	2-1
Equal turnovers .....	2-0
More turnovers .....	0-1
Control time of possession .....	0-0
Opponent controls time of possession .....	4-2

## PAPER OR PLASTIC

Kansas State's defense is not only getting to ball carriers behind the line of scrimmage, the Wildcats have also done their fair share of quarterback hunting this season. Of K-State's 46 tackles for losses, 18 (3.0 per game) have been sacks. That figure ranks 17th nationally and is just three shy of the 21 K-State collected during the entire 2005 season.

## HAVE YOU SEEN MY FOOTBALL?

Kansas State's defense has developed a case of sticky fingers in the early going of 2006. The Wildcats enter the week ranked 13th nationally and third in the Big 12 in turnovers gained with 14. Through six games, the Cats have already pounced on seven fumbles, while swiping seven interceptions for a total of 14 takeaways (2.3 per game). Last year, K-State forced just 22 turnovers for the entire season (2.0 per game). In all, 10 different Wildcats have come up with turnovers, including cornerback Byron Garvin and strong safety Kyle Williams, who have both tallied a fumble recovery and an interception.

## TIGHT TARGETS

Ron Prince came to Kansas State with a reputation of utilizing the tight end as a significant weapon on offense and has continued that trend with the Wildcats. Through six games, K-State's tight end have already hauled in a more than twice as many receptions (29) as they did all of last year (14). K-State leading receiver is tight end Rashaad Norwood with 20 catches. Last year, Norwood was credited with 13 receptions for the entire season.

## SCORING STREAK

Kansas State extended one of the nation's longest scoring streaks last week vs. Oklahoma State. The Wildcats have now tallied points in 121 consecutive games. The 121-game stretch is a school record - double the old record - and the 13th longest streak in the nation as the Wildcats have not been kept off the scoreboard since Colorado blanked K-State, 12-0, in 1996. The previous longest streak in school history of 60 games also occurred between 1991 and 1996. In the Big 12, only Colorado (212 games - sixth longest in the country) and Nebraska (127 games) own longer streaks than the Wildcats.

## WATCH ME

Kansas State added a fourth player to a national award watch list as junior punter Tim Reyer was tapped to the Ray Guy Award list. Wide receiver Jordy Nelson is a candidate for the Biletnikoff Award, which annually goes to the nation's top wide receiver, and joins senior linebacker Brandon Archer and senior offensive lineman Greg Wafford, who were selected as watch-list candidates earlier this season. Archer, K-State's leading tackler in each of the last two seasons and again this far in 2006, is one of 65 players, named to the 2006 Butkus Award Watch List, given annually to the nation's best linebacker. Archer is also listed on the watch list for the Nagurski Award, which goes to the nation's top defensive player. Wafford has been named to watch lists for both the Lombardi Award and Outland Trophy. The Lombardi Award honors the top offensive lineman, defensive lineman or linebacker in college football, while the Outland Trophy is given annually to the nation's top offensive or defensive lineman.

## FREEMAN ANSWERS THE CALL

Quarterback Josh Freeman became the first true freshman to start at quarterback for the Wildcats since Duane Howard started against Missouri, Nebraska and Kansas midway through the 1976 campaign, and led the Cats to a fourth-quarter comeback and a 31-27 win. Down 27-17 with 4:25 left in the game, Freeman missed on a pass to Rashaad Norwood across the middle, but would then go on to complete his final six passes for 128 yards. Consecutive passes to Jermaine Moreira for 31 and 43 yards set up Leon Patton's 1-yard plunge to draw the Cats to within 27-24. After the defense forced a punt, Freeman hit Daniel Gonzalez for 20 yards and Yamon Figurs for 17 more to set up the game-winning score. The freshman then called his own number and raced 21 yards up the middle to give the Cats a 31-27 comeback win. The comeback win was the first since last season's 10-point turnaround in the season finale against Missouri.

## ROOKIE QUARTERBACK RATINGS

Josh Freeman became the first true freshman quarterback in K-State history to lead his team to victory after the Cats' 31-27 win last weekend. Freeman, who had entered the game completing just 30-percent of his passes, threw for a true freshman-record 177 yards on 10-of-15 aim with no interceptions for a quarterback rating of 165.8, the best performance ever by a true freshman quarterback. K-State's Allan Evridge threw for 192 yards as a redshirt freshman in his first of six career starts last season at Texas Tech. Evridge's best quarterback rating last season was 136.8 against Kansas in a game he did not start. As a starter, Evridge's best rating was 133.8 against Texas A&M, a game in which he passed for 357 yards.



## GENERAL PATTON LEADS THE TROOPS

Freshman Leon Patton became the first-ever true freshman to start at tailback for Kansas State and certainly had the most prolific game of any true frosh in school history against Oklahoma State last weekend. Patton, from Cedar Hill, Texas, rushed for 151 yards on 21 carries and one touchdown in the Cats' 31-27 win and put up the second-most rushing yards ever by a freshman as Parrish Fisher had 169 last season against North Texas as a redshirt freshman. Patton's 21 carries also tied Fisher's freshman record of 21 against North Texas last season. Roosevelt Duncan (1976) and Rod Schiller (1990) also started games for the Wildcats in the backfield, but both were fullbacks.

## ANY WAY YOU CAN, LEON

Not only did Leon Patton rush for 151 yards and a touchdown last Saturday against the Cowboys, but he also recorded his first career kickoff return for a touchdown with a 95-yarder against the Cowboys and had 33 yards receiving. In all, Patton totaled 301 all-purpose yards, which were a school freshman record and tied for the fifth-most all-time at K-State. Darren Sproles set the record with 351 total yards against Louisiana-Lafayette in 2004.

## MOREIRA RACKING UP THE YARDAGE

Senior Jermaine Moreira has quickly moved up the career receiving yards chart this season with his 328 yards and 20.5 yards per catch average. With 42 career games under his belt, Moreira has racked up 1,496 receiving yards for his career, which currently stands as the 11th-most in school history. He needs just 38 receiving yards to crack K-State's top 10 and 61 yards for eighth place. The Wildcats' all-time career receiving yardage lead is Kevin Lockett, who totaled 3,032 yards from 1993-96.

## MR. RELIABLE

Senior Jermaine Moreira has been one of K-State's most consistent receivers in 2006 and enters the Nebraska game with 107 career receptions and is moving up K-State's career receiving record books. Moreira moved into seventh place all-time in school history in receptions after the Oklahoma State game and became just the eighth player in school history to catch 100 passes for his career after he hit the century mark against No. 8 Louisville. Also, the senior needs 14 more catches to pass Frank Hernandez, who had 120 grabs, for sixth place all-time.

## FIGURING INTO THE RETURN RANKS

Senior wide receiver and return specialist Yamon Figurs has quickly established himself as a playmaker on offense for the Wildcats this season. Figurs, who covers 40 yards in 4.29 seconds, opened the season with an 81-yard punt return for a touchdown and combined for 218 all-purpose yards. In the national rankings, Figurs is 25th and is fifth in the Big 12 in punt returns with his 11.2 average and is 10th in the Big 12 in all-purpose yards with 92.8 yards a game.

## IN THE CLEAR

Tight end Rashaad Norwood has flourished early on in K-State's new West Coast offense as the junior heads into the Nebraska game as the Wildcats' leading receiver with 20 catches for 170 yards. Norwood had 13 catches all of last season and has already surpassed that mark in just six games. The junior led the Wildcats against Illinois State with a career-high five catches for 53 yards and then matched his career high with five more against Marshall. Norwood then set a new career-high with seven grabs at Baylor. Norwood has caught a pass in nine of his last 10 games and in 11 of his last 13 games heading into this week's game.

## OPPONENTS' LOSS IS CAMPBELL'S GAIN

Sophomore defensive end Ian Campbell has spent quite a bit of time in opponents' backfields so far in 2006. Six games into the season, Campbell has collected 30 total tackles, the second-most of any Big 12 defensive lineman, with 10 of those coming behind the line of scrimmage. Campbell, in his first career start, collected a career-high eight tackles, three sacks for 17 yards and five tackles for a total loss of 21 yards en route to Big 12 Defensive Player of the Week honors against Illinois State. Then, he recorded six tackles, two for a loss of 14 yards, with one sack in the win over Marshall and added two sacks and seven stops against Louisville. The Cimarron, Kan., native is sixth nationally and second in the Big 12 with 1.08 sacks per game and is ninth nationally and tops in the Big 12 in tackles for loss at 1.67 a game.

## IAN INCHING TOWARDS THE RECORD BOOK

With his 10 tackles for loss and his 6.5 sacks through six games, Ian Campbell is inching closer to the K-State single-season record books. The sophomore needs 8.0 more tackles for loss to break into the top 10 and just 2.0 more sacks to move into 10th place on the charts.

## SINCE 1990 KANSAS STATE IS...

With a 100-yard rusher .....	81-14
With 200 yards rushing .....	78-6
With 350+ yards of total offense.....	103-18
When leading at the half .....	121-4
When scoring first .....	108-11
Opponents score 10 points or less .....	69-0
Opponents score 15 points or less .....	92-3
Opponents scores < 25 points.....	127-14-1
When scoring a defensive TD or safety .....	39-11
When scoring on special teams .....	34-7
When scoring on special teams and defense.....	14-0

## WILDCAT CAREER STARTS

### OFFENSE

Player	Consec.	Career
Greg Wafford, OL .....	17	17
Yamon Figurs, WR .....	6	23
Nick Stringer, OL .....	6	6
Rashaad Norwood, TE .....	2	15
Josh Freeman, QB .....	1	1
Caleb Handy, OL .....	1	9
Leon Patton, QB .....	1	1
Michael Poochke, TE .....	1	1
Donald Raymer, QB .....	1	1
Brad Rooker, OL .....	1	1
Brock Unruh, OL .....	1	1
Jordy Nelson, WR .....	--	16
John Hafferty, OL .....	--	13
Jermaine Moreira, WR .....	--	13
Jordan Bedore, OL .....	--	12
Thomas Clayton, RB .....	--	12
Dylan Meier, QB .....	--	11
Michael Frieson, OL .....	--	5
Jeron Mastrud, TE .....	--	4
Jacob Voegeli, OL .....	--	4
Gerard Spexarth, OL .....	--	3
Carlos Alsup, RB .....	--	3
Parrish Fisher, RB .....	--	1

### DEFENSE

Player	Consec.	Career
Brandon Archer, LB .....	26	26
Kyle Williams, DB .....	7	9
Ian Campbell, DE .....	6	6
Zach Diles, LB .....	6	6
Justin McKinney, DB .....	4	8
Reggie Walker, LB .....	3	4
Quintin Echols, DT .....	2	14
Marcus Watts, DB .....	2	12
Byron Garvin, DB .....	2	9
Alphonso Moran, DT .....	2	8
Eric Childs, DE .....	1	1
Blake Seiler, DE .....	--	16
Bryan Baldwin, DB .....	--	15
Maurice Mack, LB .....	--	12
Rob Jackson, DE .....	--	5
Stephen Cline, NT .....	--	4
Andrew Erker, DB .....	--	4
Marcus Perry, LB .....	--	2

## STREAKING WILDCATS

A number of Wildcats defenders possess intact streaks dating back to last season. Here's a look at who's steaking on the defensive side of the ball for K-State:

### GAMES WITH A TACKLE

Brandon Archer .....	28
Quintin Echols .....	20
Marcus Watts .....	18
Zach Diles .....	17



## WILDCAT FOOTBALL ON RADIO

For the second straight season, Wildcats football will air across the state of Kansas on the K-State Sports Network - a joint venture of Kansas State Athletics and Learfield Communications. The network distributes its digital-quality audio stream via satellite to over 30 affiliates across the Sunflower State. The network affiliates for 2006 include:



MARKET	CALL LETTERS	FREQ.
Beloit	KVSV	1190 AM
Chanute	KINZ	94.3 FM
Clay Center	KCLY	100.9 FM
Coffeyville	KKFK	98.9 FM
Dodge City	KSKZ	98.1 FM
Emporia	KVOE	1400 AM
Goodland	KKCI	102.5 FM
Great Bend	KZLS	107.9 FM
Hays	KFIX	96.9 FM
Hiawatha	KNZA	103.9 FM
Hutchinson	KXKU	106.1 FM
Iola	KALN	1370 AM
Junction City	KJCK	1420 AM
Junction City	KBLS	102.5 FM
Kansas City	WHB	810 AM
Liberal	KSCB	1270 AM
Manhattan	KMAN	1350 AM
Manhattan	KMKF	101.5 FM
Marysville	KNDY	1570 AM
Norton	KONK	1530 AM
Norton	KONK	106.7 FM
Phillipsburg	KKAN	1490 AM
Phillipsburg	KOMA	92.5 FM
Pittsburg	KSEK	1340 AM
Pratt	KWLS	1290 AM
Salina	KSAL	1150 AM
Scott City	KSKL	94.5 FM
Seneca	KMZA	92.1 FM
Topeka	KDVV	100.3 FM
Wichita	KFTI	1070 AM
Winfield	KKLE	1550 AM

## RON PRINCE SHOWS

**RADIO:** Kansas State head coach Ron Prince and the "Voice" of the Wildcats, Wyatt Thompson, host a weekly radio call-in show each Monday night throughout the season on the K-State Sports Network. The show airs live from 6-7 p.m. and originates live from the Manhattan Town Center mall.

**TELEVISION:** *Inside K-State Football with Ron Prince* will air exclusively on Fox Sports Midwest during the 2006 season, beginning Sunday, Sept. 3. Scheduled weekly times for the 30-minute show, hosted by Wyatt Thompson, are 1 p.m. Sundays and 1 p.m. Tuesdays. The Fox Sports Midwest territory of 4.2 million homes includes virtually all cable and satellite homes in the state of Kansas as well as the Kansas City market.

## ARCHER ON THE MARK

Senior team captain Brandon Archer, a second-team All-Big 12 selection by the *Kansas City Star* last season, has been a mainstay for K-State and always seems to find the ball. Against Illinois State, Archer led the K-State defense with a career-high 13 tackles, one for a loss, and also had one pass break-up. Against Baylor, Archer tallied a game-high 10 tackles. He finished last season with 72 tackles and also led K-State in tackles for losses with 9.5. He enters the Nebraska game as K-State's leading tackler with 49 stops and has collected at least five stops in 21 of his last 23 games dating back to 2004.

## CHASING TACKLES

On the career tackles front, Brandon Archer enters the Nebraska game with 211 career stops and needs 35 more this year to crack K-State's top 25 for total career tackles. Archer also moved into a first-place tie in interception returns for touchdowns at K-State with the third of his career against Missouri last season.

## WATTS IS LIGHTING IT UP

Safety Marcus Watts always seems to be around the ball. The junior has come up big for Kansas State on defense and special teams, especially during the last three home games. In his last three home contests against Marshall, Louisville and Oklahoma State, Watts has three interceptions, one of which was a game-saver on the final play in the end zone against Oklahoma State, blocked a punt that was returned for a score, broke up another potential game-winning pass in the end zone against OSU, forced two fumbles and has recorded 15 tackles, one of which was a sack. On the season, Watts has 18 tackles, two for losses, three interceptions, two forced fumbles and one blocked kick.

## WILLIAMS PACKING SOME PUNCH

Senior safety Kyle Williams has given the Wildcat secondary a boost with his big-hitting ability in Raheem Morris' new defensive scheme. Williams is coming off four big games against Marshall, Louisville, Baylor and Oklahoma State, in which he recorded several big hits and 24 tackles in the four-game stretch. On the season, Williams is fifth on the squad in tackles with 28 and has broken up five passes, recovered one fumble, forced another and recorded one interception. His five breakups and one interception currently rank him fifth in the Big 12 in passes defended with six.

## SNODGRASS ON THE SCORING FRONT

Kicker Jeff Snodgrass got off to a fast start in 2006 as he collected a career-high three field goals in the win over Illinois State and then matched that mark with three more against Marshall. The senior currently ranks 11th in the country and second in the Big 12 with a 1.50 field goals per game average. Snodgrass has nine field goals made this season and needs just one more to break into the single-season top 10 list. Also, his 19 career field goals rank seventh on K-State's career charts. Snodgrass has also moved into 10th place all-time in PAT's made with 33 and needs three more to move into ninth. On the scoring front, Snodgrass heads into the Nebraska game ranked eighth in the league in scoring (6.5 ppg), fifth among kickers, and second in field goal percentage at 69.2.

## REYER BACK ON TRACK

Junior Tim Reyer, a preseason Ray Guy Award candidate, had his best outing of the season at Baylor, finishing with a career-high 10 punts for an average of 45.3 yards. He then followed with a 43.0 yard average against Oklahoma State, giving Reyer a 44.6 average over the last two weeks. His 65-yard punt in the first quarter against the Bears was his longest of the season and the third-longest of his career. For his career, Reyer has averaged 41.0 yards a kick in three seasons and has totaled 5,371 yards on 131 punts. Reyer, who currently ranks sixth all-time in career average, needs just three more punts to move into 10th all-time in career punts and currently ranks ninth all-time in career punting yards with 5,371.

## LEARNING THE ROPES

Junior defensive end Moses Manu, who battled mononucleosis during much of fall camp, saw his first action as a Wildcat against Florida Atlantic and collected three tackles, one for a loss, in the win. Manu, who has worked his way into the playing rotation at end, is in only his fourth season of playing organized football after playing one year in high school and two in junior college and admits he learned much of the game by playing Madden on his PlayStation. A native of Tonga, who also lived in Australia and New Zealand, Manu was a tremendous rugby player as a youth before picking up American football. Manu has shown steady improvement each week and had one of his better outings at Baylor after tallying a sack, a forced fumble and a fumble recovery.



## DEPTH CHART vs. OKLAHOMA STATE

[Kansas State depth chart vs. Nebraska released at Tuesday news conference on Oct. 10]

### OFFENSE

- WR 27 Jordy Nelson (6-2, 213, Jr.-1L)  
10 Jermaine Moreira (5-10, 191, Sr.-3L)
- TE 89 Rashaad Norwood (6-3, 229, Jr.-1L)  
82 Michael Pooschke (6-3, 245, Jr.-JC)
- LT 77 Michael Frieson (6-7, 316, Sr.-SQ)  
71 Derek Meyer (6-6, 301, Fr.-RS)
- LG 67 Greg Wafford (6-2, 339, Sr.-1L)  
69 Caleb Handy (6-1, 313, So.-1L)
- C 79 Jordan Bedore (6-3, 302, So.-1L)  
68 Brad Rooker (6-6, 291, So.-1L)
- RG 76 Brock Unruh (6-5, 301, Fr.-RS)  
65 Logan Robinson (6-8, 338, Jr.-SQ)
- RT 64 Nick Stringer (6-6, 271, Fr.-RS)  
54 Trevor Viers (6-4, 259, Fr.-HS)
- TE 85 Jeron Mastrud (6-6, 255, Fr.-HS)  
80 Brett Alstatt (6-4, 229, So.-1L)
- WR 16 Yamon Figsurs (5-11, 173, Sr.-2L)  
88 Cedric Wilson (6-1, 190, So.-JC)
- QB 1 Josh Freeman (6-6, 238, Fr.-HS)  
9 Dylan Meier (6-2, 211, Sr.-2L)
- RB 14 Leon Patton (5-7, 184, Fr.-HS)  
26 Terry Petrie (5-8, 183, Jr.-SO)  
5 Thomas Clayton (5-10, 220, Sr.-2L)

### DEFENSE

- LE 98 Ian Campbell (6-5, 232, So.-1L)  
96 Moses Manu (6-2, 258, Jr.-JC)
- NT 56 Quintin Echols (6-0, 316, Sr.-3L)  
99 Steven Cline (6-1, 291, Jr.-1L)
- DT 34 Blake Seiler (6-2, 254, Sr.-2L)  
50 Alphonso Moran (6-0, 294, So.-1L)
- RE 95 Rob Jackson (6-3, 265, Jr.-JC)  
90 Eric Childs (6-3, 230, Fr.-RS)
- SLB 53 Reggie Walker (6-0, 233, So.-1L)  
37 Marcus Perry (6-1, 225, Jr.-2L)
- MLB 52 Zach Diles (6-0, 240, Sr.-1L)  
24 Maurice Mack (5-10, 215, Sr.-3L)
- WLB 46 Brandon Archer (6-0, 239, Sr.-3L)  
43 Antwon Moore (5-10, 209, So.-JC)
- CB 6 Byron Garvin (5-10, 180, Jr.-2L)  
13 Joshua Moore (5-10, 168, Fr.-HS)
- SS 9 Kyle Williams (6-0, 201, Sr.-1L)  
20 Courtney Herndon (5-11, 201, Fr.-RS)
- FS 2 Marcus Watts (6-2, 180, Jr.-2L)  
18 Andrew Erker (6-0, 195, So.-SO)
- CB 22 Justin McKinney (5-9, 185, Jr.-1L)  
12 Devin Anderson (5-8, 178, Jr.-JC) / or  
23 Ray Cheatham (6-0, 185, So.-JC)

### SPECIALISTS

- KO 18 Jared Parker (5-11, 197, So.-SQ)  
19 Jeff Snodgrass (6-0, 200, Sr.-1L)
- PK 19 Jeff Snodgrass (6-0, 200, Sr.-1L)  
26 Tim Schwerdt (5-8, 174, Jr.-1L)
- HOLD 2 Marcus Watts (6-2, 180, Jr.-2L)  
9 Dylan Meier (6-2, 211, Sr.-2L)
- LS 62 Jeff Mortimer (6-0, 231, Sr.-2L)  
82 Michael Pooschke (6-3, 245, Jr.-JC)

- P 17 Tim Reyer (5-11, 208, Jr.-2L)  
13 Jesse Martinez (6-2, 208, Sr.-1L)
- PR 16 Yamon Figsurs (5-11, 173, Sr.-2L)  
10 Jermaine Moreira (5-10, 191, Sr.-3L)
- KR 16 Yamon Figsurs (5-11, 173, Sr.-2L)  
22 Justin McKinney (5-9, 185, Jr.-1L)  
10 Jermaine Moreira (5-10, 191, Sr.-3L)

### WILDCAT PRONUNCIATION GUIDE

#### PLAYERS

- 80 Brett ALSTATT .....ALL-stat
- 21 Carlos ALSUP .....ALL-sup
- 79 Jordan BEDORE .....buh-DOOR
- 21 Cole BROKENICKY .....bro-kuh-NECK-ee
- 43 Ross DIEHL .....DEAL
- 62 Jake DOUGHERTY .....DOG-er-tee
- 56 Quintin ECHOLS .....EK-ols
- 18 Andrew ERKER .....ERR-ker
- 54 Vlad FAUSTIN .....FOW-stin
- 16 Yamon FIGURS .....yah-MON
- 77 Michael FRIESON .....FREEZ-un
- 39 John HOULIK .....WHO-lick
- 96 Moses MANU .....MAN-oooh
- 85 JERON MASTRUD .....JER-un ma-STROOD
- 44 DAVYON McGhee .....DAY-VEE-on
- 97 RIMMON McNeese .....ri-MAHN
- 9 DYLAN MEIER .....DILL-un MY-er
- 71 Derek MEYER .....MY-er
- 50 Alphonso MORAN .....more-ANN
- 10 Jermaine MOREIRA .....mor-RARE-uh
- 82 Michael POOSCHKE .....POOSH-kee
- 89 RASHAAD Norwood .....ruh-SHAD
- 26 Terry PETRIE .....PEE-tree
- 17 Tim REYER .....RAY-er
- 57 MacKenzie ROSEL .....ROZ-ul
- 26 Tim SCHWERDT .....SHWERT
- 34 Blake SEILER .....CY-lur
- 73 Gerard SPEXARTH .....SPECKS-arth
- 76 Brock UNRUH .....UN-roo
- 54 Trevor VIERS .....VEERS
- 51 Jacob VOEGELI .....voe-GUH-lie
- 67 Greg WAFFORD .....WAH-ford

#### COACHES

- RAHEEM Morris .....RAH-heem
- Tim TIBESAR .....TIB-uh-sar
- Matt WALLERSTEDT .....WALL-er-sted

### COLLEGE PRESSBOX.COM

CollegePressBox.com is the official media website for Big 12 football. Access and download weekly game notes, statistics, media guides and more for the conference and each of its 12 member schools throughout the season. Login information will be distributed by the conference office to accredited media or you can apply for a password by sending an e-mail to [password@collegepressbox.com](mailto:password@collegepressbox.com).

**collegepressbox.com**  
EVERYTHING BUT THE PRE-GAME MEAL



## ALPHABETICAL ROSTER

NO	NAME	POS
23 #	Heath Alexander	WR
80	Brett Alstatt	TE
21 #	Carlos Alsup	RB
32	Donnie Anders	RB
12 #	Devin Anderson	DB
46	Brandon Archer	LB
3	Bryan Baldwin	DB
92	Brandon Balkcom	DT
58	Chris Bamberger	LB
79	Jordan Bedore	OL
31 #	Brice Bernbeck	DB
47	Brandon Bortz	FB
21 #	Cole Brokenicky	P
34 #	Antonio Brown	WR
98	Ian Campbell	DE
30	Chris Carney	DB
23 #	Ray Cheatham	DB
90	Eric Childs	DE
5	Thomas Clayton	RB
99	Steven Cline	DT
4	Carson Coffman	QB
25 #	Toney Coleman	WR
40 #	Bryan Cooper	WR
91	Clayton Cox	DE
10 #	Kyle Crow	DB
93	Gabriel Crews	DT
42	Ross Diehl	LB
52	Zach Diles	LB
62 #	Jake Dougherty	OL
56	Quintin Echols	DT
18 #	Andrew Erker	DB
25 #	Scott Evans	DB
55	Vlad Faustin	DT
36	Jake Feldt	RB
16 #	Yamon Figurs	WR
7	Parrish Fisher	RB
1	Josh Freeman	QB
77	Michael Frieson	OL
14 #	D.J. Fulhage	P
81	Gabe Gantz	TE
6	Byron Garvin	DB
33 #	Greg Gaskins	LB
49	Pat Goldak	DE
83	Daniel Gonzalez	WR
72	John Hafferty	OL
12 #	Adam Hamilton	QB
69	Caleb Handy	OL
24 #	Stephen Harrison	WR
20 #	Matt Hayes	WR
38	Jordan Henricks	DB
63	Jed Henson	OL
20 #	Courtney Herndon	DB
15 #	Kevin Hollis	DB
39	John Houlik	LB
95	Rob Jackson	DE
8	James Johnson	RB
27 #	Otis Johnson	DB
19 #	Taylor Jones	DB
59	Zach Kendall	DT
60	Sean Kolich	LS



# 2006 K-STATE ROSTERS

## NUMERICAL ROSTER

NO	NAME	POS	HT	WT	YR-EX	HOMETOWN (LAST SCHOOL)
1	Josh Freeman	QB	6-6	238	Fr.-HS	Kansas City, Mo. (Grandview)
2	Marcus Watts	DB	6-1	191	Jr.-2L	Hays, Kan. (Hays)
3	Bryan Baldwin	DB	5-10	190	Jr.-1L	St. Louis, Mo. (Cardinal Ritter)
4	Carson Coffman	QB	6-2	200	Fr.-HS	Peculiar, Mo. (Raymore-Peculiar)
5	Thomas Clayton	RB	5-10	220	Sr.-2L	Alexandria, Va. (Florida State)
6	Byron Garvin	DB	5-10	180	Jr.-2L	Miramar, Fla. (Pace)
7	Parrish Fisher	RB	5-9	230	So.-1L	Richardson, Texas (Pearce)
8	James Johnson	RB	5-11	200	Jr.-JC	Port Arthur, Texas (Blinn College)
9 #	Dylan Meier	QB	6-2	211	Sr.-2L	Pittsburg, Kan. (Pittsburg)
9 #	Kyle Williams	DB	6-0	201	Sr.-1L	Pine Bluff, Ark. (Navarro JC)
10 #	Jermaine Moreira	WR	5-10	191	Sr.-3L	Palm Beach Gardens, Fla. (Dwyer)
10 #	Kyle Crow	DB	6-1	185	Fr.-HS	Overland Park, Kan. (Shawnee Mission West)
12 #	Devin Anderson	DB	5-8	178	Jr.-JC	Ponca City, Okla. (NE Oklahoma A&M)
12 #	Adam Hamilton	QB	6-0	195	Jr.-SQ	El Dorado, Kan. (El Dorado)
13 #	Joshua Moore	DB	5-10	168	Fr.-HS	Pompano Beach, Fla. (Blanche Ely)
13 #	Jesse Martinez	P	6-2	208	Sr.-1L	Napa, Calif. (Santa Rosa JC)
14 #	Leon Patton	RB	5-7	184	Fr.-HS	Cedar Hill, Texas (W.T. White)
14 #	D.J. Fulhage	P	5-10	172	Fr.-HS	Beloit, Kan. (Beloit HS)
15 #	Kevin Hollis	DB	5-11	190	Fr.-RS	Gilmer, Texas (Gilmer)
15 #	Ahmaad Williams	WR	5-9	170	Fr.-HS	Denver, Colo. (Washington)
16 #	Yamon Figurs	WR	5-11	173	Sr.-2L	Lakeland, Fla. (Garden City CC)
16 #	Brooks Rossman	PK	6-1	175	Jr.-TR	San Diego, Calif. (Ohio University)
17	Tim Reyer	P	5-11	208	Jr.-2L	Wamego, Kan. (Rock Creek)
18 #	Jared Parker	PK	5-11	197	So.-SQ	Ankeny, Iowa (Ankeny)
18 #	Andrew Erker	DB	6-0	195	So.-SQ	Olathe, Kan. (St. Thomas Aquinas)
19 #	Jeff Snodgrass	PK	6-0	200	Sr.-1L	Leawood, Kan. (Rockhurst)
19 #	Taylor Jones	DB	5-10	205	Fr.-HS	Smith Center, Kan. (Smith Center)
20 #	Courtney Herndon	DB	5-11	201	Fr.-RS	Dallas, Texas (Lincoln)
20 #	Matt Hayes	WR	6-1	185	Jr.-TR	Collinsville, Ill. (MacMurry College)
21 #	Carlos Alsup	RB	6-0	212	Sr.-2L	Liberal, Kan. (Liberal)
21 #	Cole Brokenicky	P	5-10	197	Jr.-SQ	Manhattan, Kan. (Manhattan)
22 #	Justin McKinney	DB	5-9	185	Jr.-1L	Sanford, Fla. (Garden City CC)
22 #	Cameron Morrison	WR	5-11	186	So.-TR	Sherman, Texas (Sherman)
23 #	Ray Cheatham	DB	6-0	185	So.-JC	El Dorado, Ark. (Independence CC)
23 #	Heath Alexander	WR	6-0	186	Jr.-TR	Satanta, Kan. (Benedictine College)
24 #	Maurice Mack	LB	5-10	215	Sr.-3L	Olathe, Kan. (Olathe North)
24 #	Stephen Harrison	WR	5-11	167	Fr.-HS	Dallas, Texas (Plano West)
25 #	Toney Coleman	WR	6-1	193	Jr.-1L	Arlington, Texas (Mansfield)
25 #	Scott Evans	DB	5-10	191	Fr.-RS	Andover, Kan. (Andover)
26 #	Terry Petrie	RB	5-8	183	Jr.-SQ	Norton, Kan. (Butler County CC)
26 #	Tim Schwerdt	PK	5-8	174	Jr.-1L	Tecumseh, Kan. (Shawnee Heights)
27 #	Jordy Nelson	WR	6-2	213	Jr.-1L	Riley, Kan. (Riley County)
27 #	Otis Johnson	DB	5-11	185	Fr.-HS	Houston, Texas (Eisenhower)
28	John McCardle	RB	5-8	200	So.-1L	Omaha, Neb. (Millard North)
29	Adrian Stryker	DB	6-1	188	Fr.-RS	Valley Heights, Kan. (Valley Heights)
30	Chris Carney	DB	6-1	175	Fr.-HS	Denver, Colo. (Mullin HS)
31 #	Brice Bernbeck	DB	5-11	181	Fr.-RS	Lakin, Kan. (Lakin)
31 #	Tony Purvis	WR	5-11	159	Fr.-HS	McCook, Neb. (McCook)
32	Donnie Anders	RB	5-8	185	Sr.-2L	Salina, Kan. (Central)
33 #	Greg Gaskins	LB	6-0	219	Jr.-1L	Manhattan, Kan. (Manhattan)
33 #	Amir Williams	WR	5-9	185	Fr.-HS	Denver, Colo. (Washington)
34 #	Blake Seiler	DT	6-2	252	Sr.-2L	Goddard, Kan. (Carroll)
34 #	Antonio Brown	WR	5-9	156	Fr.-RS	Mesquite, Texas (Mesquite)
35	Noah Strozier	WR	6-0	180	Sr.-SQ	Kansas City, Mo. (Rockhurst)
36	Jake Feldt	RB	5-10	205	Fr.-HS	Dallas, Texas (Highland Park)
37	Marcus Perry	LB	6-1	225	Jr.-2L	Leawood, Kan. (Rockhurst)
38	Jordan Henricks	DB	6-0	181	Fr.-RS	Manhattan, Kan. (Manhattan)



# 2006 KANSAS STATE FOOTBALL

PAGE 11 • Game No. 7 vs. Nebraska

NO	NAME	POS	HT	WT	YR-EX	HOMETOWN (LAST SCHOOL)
39	John Houlik	LB	5-10	212	Fr.-HS	Wichita, Kan. (Collegiate)
40 #	Taner Litton	LB	6-0	211	Fr.-RS	Beloit, Kan. (Beloit)
40 #	Bryan Cooper	WR	5-9	180	So.-TR	Salina, Kan. (Kansas Wesleyan)
41	Steve Mathias	LB	6-0	222	Jr.-RS	Partridge, Kan. (Hutchinson CC)
42	Ross Diehl	LB	6-2	220	Fr.-RS	Castle Rock, Colo. (Douglas County)
43	Antwon Moore	LB	5-10	209	So.-JC	Ponca City, Okla. (NE Oklahoma A&M)
44	Davyon McGhee	LB	5-10	228	Fr.-HS	Houston, Texas (Langham Creek)
45	Cory Warren	LB	6-1	205	Fr.-HS	Uniontown, Kan. (Uniontown)
46	Brandon Archer	LB	6-0	239	Sr.-3L	St. Paul, Minn. (Cretin-Durham)
47	Brandon Bortz	FB	5-11	231	So.-SQ	Preston, Kan. (Pratt)
48	Pete Yemm	DE	6-3	238	So.-SQ	Overland Park, Kan. (Univ. of South Dakota)
49	Pat Goldak	DE	6-0	210	Fr.-HS	Leavenworth, Kan. (Immaculata)
50	Alphonso Moran	DT	6-0	294	So.-1L	Delray Beach, Fla. (Boca Raton)
51 #	Justin Roland	LB	6-0	245	Jr.-JC	Ponca City, Okla. (NE Oklahoma A&M)
51 #	Jacob Voegeli	OL	6-2	295	Jr.-1L	Wichita, Kan. (Kapaun Mt. Carmel)
52	Zach Diles	LB	6-0	240	Sr.-1L	Tulare, Calif. (Fresno CC)
53	Reggie Walker	LB	6-0	223	So.-1L	Sacramento, Calif. (Grant)
54	Trevor Viers	DE/OL	6-4	259	Fr.-HS	Windom, Kan. (Little River)
55	Vlad Faustin	DT	6-2	244	So.-SQ	Miami, Fla. (Pace)
56	Quintin Echols	DT	6-0	316	Sr.-3L	Fort Worth, Texas (O.D. Wyatt)
57	MacKenzie Rosel	LB	6-1	222	Fr.-RS	Liberal, Kan. (Liberal)
58	Chris Bamberger	LB	6-1	218	So.-SQ	Jetmore, Kan. (Jetmore)
59	Zach Kendall	DT	6-4	280	Fr.-HS	Peculiar, Mo. (Harrisonville)
60	Sean Kolich	LS	6-1	216	Fr.-HS	Olathe, Kan. (Olathe South)
62 #	Jeff Mortimer	LS	6-0	231	Sr.-2L	Delphos, Kan. (Minneapolis)
62 #	Jake Dougherty	OL	6-3	274	Jr.-SQ	New Castle, Pa. (Kennedy)
63	Jed Henson	OL	6-2	309	Jr.-RS	Nickerson, Kan. (Hutchinson CC)
64	Nick Stringer	OL	6-6	271	Fr.-RS	Topeka, Kan. (Hayden)
65	Logan Robinson	OL	6-8	338	Jr.-SQ	Agra, Kan. (Eastern Heights)
66	Scott Krehbiel	OL	6-6	280	Fr.-HS	Pratt, Kan. (Pratt)
67	Greg Wafford	OL	6-2	339	Sr.-1L	Lancaster, Texas (Trinity Valley CC)
68	Brad Rooker	OL	6-6	291	So.-1L	Omaha, Neb. (Millard North)
69	Caleb Handy	OL	6-1	313	So.-1L	Conway Springs, Kan. (Conway Springs)
71	Derek Meyer	OL	6-6	301	Fr.-RS	Campbell, Neb. (Silver Lake)
72	John Hafferty	OL	6-2	296	Jr.-2L	Alpharetta, Ga. (Chattahoochee)
73	Gerard Spexarth	OL	6-6	312	So.-1L	Colwich, Kan. (Andale)
74	Kenneth Mayfield	OL	6-4	300	Fr.-HS	Randallstown, Md. (Randallstown)
76	Brock Unruh	OL	6-5	301	Fr.-RS	Corpus Christi, Texas (Calallen)
77	Michael Frieson	OL	6-7	316	Sr.-SQ	Bakersfield, Calif. (Bakersfield College)
78	Zach Lucas	OL	6-2	270	So.-SQ	Sublette, Kan. (Sublette)
79	Jordan Bedore	OL	6-3	302	So.-1L	Goodland, Kan. (Goodland)
80	Brett Alstatt	TE	6-4	229	So.-1L	Hays, Kan. (Hays)
81	Gabe Gantz	TE	6-4	240	Fr.-HS	Perry, Kan. (Perry-Leocompton)
82	Michael Poooschke	TE	6-3	245	Jr.-JC	Lawton, Okla. (NE Oklahoma A&M)
83	Daniel Gonzalez	WR	6-3	216	Jr.-RS	Augusta, Kan. (Independence CC)
84	Andrew Richards	WR	6-2	187	Fr.-RS	Keller, Texas (Keller)
85	Jeron Mastrud	TE	6-6	255	Fr.-HS	Beaverton, Ore. (Southridge)
86	Jack Reed	TE	6-1	208	So.-HS	Gloucester, Mass. (Gloucester)
87	Donald Raymer	TE	6-2	238	Sr.-SQ	Goodland, Kan. (Garden City CC)
88	Cedric Wilson	WR	6-1	190	So.-JC	Fort Pierce, Fla. (Garden City CC)
89	Rashaad Norwood	TE	6-3	229	Jr.-1L	Kansas City, Kan. (Schlagle)
90	Eric Childs	DE	6-3	230	Fr.-RS	Arlington, Texas (MacArthur)
91	Clayton Cox	DE	6-3	233	Jr.-RS	Weskan, Kan. (Garden City CC)
92	Brandon Balkcom	DT	6-0	278	So.-JC	Hazel Crest, Ill. (NE Oklahoma A&M)
93	Gabriel Crews	DT	6-2	310	Fr.-HS	Jonesboro, Ga. (Lovejoy)
95	Rob Jackson	DE	6-3	265	Jr.-JC	West Haven, Conn. (Fort Scott CC)
96	Moses Manu	DE	6-2	258	Jr.-JC	Inglewood, Calif. (El Camino College)
97	Rimmon McNeese	DE	6-2	249	Sr.-SQ	Grandview, Mo. (Grandview)
98	Ian Campbell	DE	6-5	232	So.-1L	Cimarron, Kan. (Cimarron)
99	Steven Cline	DT	6-1	291	Jr.-1L	Palm Beach Gardens, Fla. (Dwyer)

# duplicate numbers

NO	NAME	POS
66	Scott Krehbiel	OL
40 #	Taner Litton	LB
78	Zach Lucas	OL
24 #	Maurice Mack	LB
96	Moses Manu	DE
13 #	Jesse Martinez	P
85	Jeron Mastrud	TE
41	Steve Mathias	LB
74	Kenneth Mayfield	OL
28	John McCardle	RB
44	Davyon McGhee	LB
22	Justin McKinney	DB
97	Rimmon McNeese	DE
9 #	Dylan Meier	QB
71	Derek Meyer	OL
43	Antwon Moore	LB
13 #	Joshua Moore	DB
50	Alphonso Moran	DT
10 #	Jermaine Moreira	WR
22 #	Cameron Morrison	WR
62 #	Jeff Mortimer	LS
27 #	Jordy Nelson	WR
89	Rashaad Norwood	TE
18 #	Jared Parker	PK
14 #	Leon Patton	RB
37	Marcus Perry	LB
26 #	Terry Petrie	RB
82	Michael Poooschke	TE
31 #	Tony Purvis	WR
87	Donald Raymer	TE
86	Jack Reed	TE
17	Tim Reyer	P
84	Andrew Richards	WR
65	Logan Robinson	OL
51 #	Justin Roland	LB
68	Brad Rooker	OL
57	MacKenzie Rosel	LB
16 #	Brooks Rossman	PK
26 #	Tim Schwerdt	PK
34 #	Blake Seiler	DT
19 #	Jeff Snodgrass	PK
73	Gerard Spexarth	OL
64	Nick Stringer	OL
35	Noah Strozier	WR
29	Adrian Stryker	DB
76	Brock Unruh	OL
54	Trevor Viers	DE
51 #	Jacob Voegeli	OL
67	Greg Wafford	OL
53	Reggie Walker	LB
45	Cory Warren	LB
2	Marcus Watts	DB
15 #	Ahmaad Williams	WR
33 #	Amir Williams	WR
9 #	Kyle Williams	DB
88	Cedric Wilson	WR
48	Pete Yemm	DE

# duplicate numbers



## UPDATED PLAYER PROFILES



**1 JOSH FREEMAN**  
QUARTERBACK  
6-6 • 238 • Fr.-HS

Big, athletic and strong-armed quarterback who was named the starter after the Baylor game... Earned his first career start against Oklahoma State and led the Wildcats to a comeback win... Finished 10-of-15 for 177 yards and ran for a 21-yard score for the game-winner in the fourth quarter... Became the first quarterback since 1976 to start as a true freshman... Completed his first career pass against Louisville and led the Cats on a fourth-quarter scoring drive... Saw his first career playing time against FAU... Graduated high school early and participated in spring practice... The No. 4 pro-style rated quarterback in the country by Rivals in 2005... A 2005 EA Sports Elite 11 and U.S. Army High School All-America game participant... Father, Ron played professionally in the USFL.

### CAREER STATS - PASSING

Year	G	Att	Cp	Int	Pct.	Yds.	TD	Long	Effic.
2006	4	62	24	4	38.7	391	0	68	78.8
<b>TOTAL</b>	<b>4</b>	<b>62</b>	<b>24</b>	<b>4</b>	<b>38.7</b>	<b>391</b>	<b>0</b>	<b>68</b>	<b>78.8</b>



**2 MARCUS WATTS**  
DEFENSIVE BACK  
6-1 • 191 • Jr.-2L

Played in all six games at safety this season, starting two... Blocked his first career punt and picked off the would-be game-winning pass in the endzone in the win over Oklahoma State... Had a game-high nine stops and an interception against Louisville... Collected two stops, a sack, forced two fumbles and an interception against Marshall... Outstanding all-around athlete who had a big 2005 season at free safety after moving over from wide receiver... Had a team-high 55 solo tackles last season... Possesses outstanding speed and a motor that never quits... A preseason All-Big 12 pick by both Athlon's and Lindy's... One of the fastest Wildcats on defense with 4.3 speed in the 40... Father and grandfather both played college football.

### CAREER STATISTICS - DEFENSE

Year	G	UA-AT-TI	TFL-Yds	Sack	INT	PD	FF	FR
2004	10	9-2-11	0-0	0-0	0	0	0	0
2005	11	55-16-71	2.0-5	0-0	0	5	2	1
2006	6	14-4-18	2.0-9	1-8	3	1	2	0
<b>TOTAL</b>	<b>27</b>	<b>78-22-100</b>	<b>4.0-14</b>	<b>1-8</b>	<b>3</b>	<b>6</b>	<b>4</b>	<b>1</b>

**CAREER-HIGHS** - Tackles: 10 vs. Colorado (10/29/05); TFL: 1 four times Sacks: 1 vs. Marshall (9/16/06)



**3 BRYAN BALDWIN**  
DEFENSIVE BACK  
5-10 • 190 • Jr.-1L

Started at corner in first four games this season before suffering a season-ending injury... Collected a season-high five tackles and a pass breakup against Louisville... Had three tackles against Marshall and picked off a pass and returned it 21 yards against FAU... Consistent corner who started all 11 games last season... Tied for the team lead in pass breakups with six... A graphic design major who enjoys drawing.

### CAREER STATISTICS - DEFENSE

Year	G	UA-AT-TI	TFL-Yds	Sack	INT	PD	FF	FR
2004	8	0-0-0	0-0	0	0	0	0	0
2005	11	27-11-38	1.5-16	1	0	7	0	0
2006	4	7-3-10	0-0	0	1	2	0	0
<b>TOTAL</b>	<b>23</b>	<b>34-14-48</b>	<b>1.5-16</b>	<b>1</b>	<b>1</b>	<b>9</b>	<b>0</b>	<b>0</b>

**CAREER-HIGHS** - Tackles: 6, two times (at Iowa State, 11/5/05); Sacks: 1, at Texas Tech (10/15/05)



**5 THOMAS CLAYTON**  
RUNNING BACK  
5-10 • 214 • Sr.-2L

K-State's leading rusher with 322 yards, 80.5 yards per game... Started the previous four games this season at running back... Rushed for 119 yards, including a 69-yard touchdown, on 15 carries against No. 8 Louisville... Ran for 76 yards and a score against Marshall... Rushed for 89 yards and a touchdown in his 2006 debut start against FAU... K-State's leading returning rusher in 2005 after going for 637 yards on 137 attempts last season... Led the nation in rushing last season after two games (164.5 ypg)... Physical back with great speed... Has big-play ability and the potential for all-conference honors... Former High School All-American... Nicknamed "T-Gunn" by his teammates... Has also been called "Hollywood".

### CAREER STATS - RUSHING

Year	G	Rush	Yds	Avg.	TD	Long
2002 FSU	4	13	45	3.5	0	10
2004	10	15	71	4.7	0	15
2005	9	137	637	4.6	4	80
2006	4	67	322	4.8	3	69
<b>TOTAL</b>	<b>23</b>	<b>219</b>	<b>1030</b>	<b>4.7</b>	<b>7</b>	<b>80</b>

**CAREER-HIGHS** - Carries: 26, at Marshall (9/10/05); Yards: 177 vs. FIU (9/3/05); TD: 2 vs. FIU (9/3/05); Long Rush: 80, vs. FIU (9/3/05)



**6 BYRON GARVIN**  
DEFENSIVE BACK  
5-10 • 180 • Jr.-2L

Has played in all six games this season, starting the last two, and is third on the team with 35 tackles... Had a career-high nine tackles, two for losses, and one pass breakup against Oklahoma State... Finished with seven tackles at Baylor... Collected five stops and a pass breakup against No. 8 Louisville... Had a team-high seven tackles against Marshall and also had one interception with a 20-yard return... Returned a fumble nine yards for the winning touchdown against Illinois State... Also collected four tackles in the win... Athletic corner who also is a big hitter... Father played college baseball at Southern, while uncle played football at Morehouse College... One of nine Floridians on the Wildcats' roster.

### CAREER STATISTICS - DEFENSE

Year	G	UA-AT-TI	TFL-Yds	Sack	INT	PD	FF	FR
2004	11	6-4-10	0-0	0	0	1	0	1
2005	7	23-7-30	3.5-8	0	1	4	1	0
2006	6	24-11-35	4.0-9	0	1	2	0	1
<b>TOTAL</b>	<b>24</b>	<b>53-22-75</b>	<b>7.5-17</b>	<b>0</b>	<b>2</b>	<b>7</b>	<b>1</b>	<b>2</b>

**CAREER-HIGHS** - Tackles: 9, vs. Oklahoma State (10/7/06); TFL: 1 vs. Marshall (9/16/06).



**8 JAMES JOHNSON**  
RUNNING BACK  
5-10 • 200 • Jr.-TR

Carried the ball six times for 13 yards against Oklahoma State... Rushed four times for 10 yards against Illinois State in his first action as a Wildcat... JUCO transfer who possesses excellent speed and toughness... The No. 10 overall junior college player in the nation and the No. 3-rated running back by Rivals in 2005... Rushed for 2,384 yards and 36 touchdowns in two seasons at Blinn College.

### CAREER STATS - RUSHING

Year	G	Rush	Yds	Avg.	TD	Long
2006	2	5	8	1.6	0	9



**9 DYLAN MEIER**  
QUARTERBACK  
6-2 • 211 • Sr.-2L

Started first five games at quarterback and has thrown for 765 yards (69-of-136)... Threw for a career high 256 yards on 19-of-35 aim against Marshall... Was 15-of-26 for 163 yards in the season opener against Illinois State... Has led K-State to a 6-3 record as a starter... Intelligent quarterback who is very accurate and possesses excellent running instincts... Named the starter for 2006 after recovering from a shoulder injury and having a solid spring and fall camp... Threw for 1,436 yards and nine touchdowns in 2004.

### CAREER STATS - PASSING

Year	G	Att	Cp	Int	Pct.	Yds.	TD	Long	Effic.
2003	15	8	5	2	62.5	78	0	27	94.0
2004	10	220	127	5	57.7	1436	9	86	121.5
2006	5	136	69	4	50.7	765	3	44	99.4
<b>TOTAL</b>	<b>30</b>	<b>364</b>	<b>201</b>	<b>11</b>	<b>55.2</b>	<b>2279</b>	<b>12</b>	<b>86</b>	<b>118.2</b>

**CAREER-HIGHS** - Attempts: 45, at Texas A&M (10/2/04); Completions: 29, at Texas A&M (10/2/04); Yards: 256, vs. Marshall (9/16/06); TD: 3 at Texas A&M (10/2/04); Long pass: 86, at Kansas (10/2/04)



**9 KYLE WILLIAMS**  
DEFENSIVE BACK  
6-0 • 201 • Sr.-1L

Has started all six games at safety... Collected five tackles in each of his last two games... Also forced a fumble, had two pass breakups and recorded his first career interception at Baylor... Collected seven stops and a pass breakup against Louisville... Had a huge game against Marshall, finishing with a team-high seven tackles, a pass breakup and a fumble recovery... Recorded two tackles in the win over FAU... Totaled 42 tackles in 11 games last season... Rated the fifth-best JUCO cornerback in 2003 by Rivals... Brother Kevin played five years in the NFL for New York (Jets), Miami and Houston... One of nine children.

### CAREER STATISTICS - DEFENSE

Year	G	UA-AT-TI	TFL-Yds	Sack	INT	PD	FF	FR
2005	11	31-11-42	2.0-5	1	0	4	1	1
2006	6	20-8-28	0-0	0	1	5	1	1
<b>TOTAL</b>	<b>17</b>	<b>51-19-70</b>	<b>2.0-5</b>	<b>1</b>	<b>0</b>	<b>9</b>	<b>2</b>	<b>2</b>

**CAREER-HIGHS** - Tackles: 10, at Iowa State (11/5/05); TFL: 1 two times, (at Iowa State (11/5/05); Sacks: 1 at Iowa State (11/5/05)



# UPDATED PLAYER PROFILES



**10 JERMAINE MOREIRA**  
WIDE RECEIVER  
5-10 • 191 • Sr.-3L

Currently seventh in K-State history with 107 career receptions after catching four passes for 95 yards against Oklahoma State... Ranks 11th on K-State career receiving yards chart with 1,496... Caught two balls at Baylor for 78 yards, including a career-long 55-yarder... Caught four passes for 95 yards, including a 44-yard score against Marshall... Became just the eighth player in KSU history to reach 100 receptions... Currently third on the squad with 16 catches this season... One of the Big 12's most experienced wide receivers... Appeared in all 11 games last season, making three starts... Finished second on the team in receptions and yards last season at 35 and 485, respectively... Perhaps the best route runner on the team.

### CAREER STATS - RECEIVING

Year	G	Rec	Yds	Avg.	TD	Long
2003	15	17	277	16.3	0	41
2004	11	39	406	10.4	4	29
2005	10	35	485	13.9	1	42
2006	6	16	328	20.5	2	55
<b>TOTAL</b>	<b>42</b>	<b>107</b>	<b>1496</b>	<b>13.9</b>	<b>7</b>	<b>55</b>

**CAREER-HIGHS** - Catches: 7, three times; **Yards:** 112, at Colorado (11/13/04); **TD:** 2, at Texas A&M (10/2/04); **Long catch:** 55, at Baylor (9/30/06)

### CAREER STATS - PUNT RETURNS

Year	G	Ret	Yds	Avg.	TD	Long
2003	15	17	124	7.3	0	39
2004	11	1	-1	-1.0	0	-1.0
2005	10	19	202	10.6	1	67
2006	5	4	10	2.5	0	11
<b>TOTAL</b>	<b>41</b>	<b>41</b>	<b>335</b>	<b>8.2</b>	<b>1</b>	<b>67</b>

**CAREER-HIGHS** - Returns: 6, vs. North Texas (9/24/05); **Yards:** 83, vs. FIU (9/3/05); **TD:** 1, vs. North Texas (9/24/05); **Long:** 67, vs. FIU (9/3/05)

### CAREER STATS - KICKOFF RETURNS

Year	G	Ret	Yds	Avg.	TD	Long
2003	15	3	60	20.0	0	26
2004	11	7	183	26.1	0	46
2005	10	9	204	22.7	0	42
2006	5	1	18	18.0	0	18
<b>TOTAL</b>	<b>41</b>	<b>20</b>	<b>465</b>	<b>23.2</b>	<b>0</b>	<b>46</b>

**CAREER-HIGHS** - Returns: 3, two times; **Yards:** 92, at Marshall (9/10/05); **TD:** none; **Long:** 46, at Missouri (11/6/04)



**12 DEVIN ANDERSON**  
DEFENSIVE BACK  
5-8 • 178 • Jr.-TR

Appeared in five games, mainly on special teams... Collected one tackle against Illinois State in his first career game... A fleet-footed cover corner with excellent leadership skills... Went through spring practice after transferring from Northeastern Oklahoma A&M... Currently running second team behind all-conference nominee Justin McKinney... Also was a standout point guard at Ponca City High School in Oklahoma.



**13 JOSHUA MOORE**  
DEFENSIVE BACK  
5-10 • 168 • Fr.-HS

Appeared in all six games on special teams and has earned more playing time at corner... Saw extensive action at corner against Baylor, finishing with two tackles and a pass breakup... Collected a career-high six tackles, two for losses, against FAU... One of three true freshmen to see the field in the season opener... Corner who has impressed the coaches with his speed and athleticism... One of the top defensive back prospects in South Florida last season... Selected K-State over Florida State.

### CAREER STATISTICS - DEFENSE

Year	G	UA-AT-TI	TFL-Yds	Sack	INT	PD	FF	FR
2006	6	5-5-10	2-0-8	0	0	1	0	0

**CAREER-HIGHS** - Tackles: 6, vs. FAU (9/9/06)



**14 LEON PATTON**  
RUNNING BACK  
5-7 • 184 • Fr.-HS

True freshman running back who is second on the team in rushing with 208 yards on 34 carries... Ran for 151 yards on 21 carries in his first career start against Oklahoma State, the most ever by a true freshman... Also returned a kickoff 95 yards for a score and totaled 301 all-purpose yards, the most ever by a freshman... Rushed for 22 yards on seven carries in his first career game... Became the first true freshman running back to play for the Cats since Darren Sproles in 2001... The No. 61 athlete in the nation and the No. 86 overall player in the state of Texas by Rivals in 2005... Rushed for 1,309 yards and 11 touchdowns as a senior in high school... Cousin, Jason Smith, is an offensive lineman at Baylor... Enjoys drawing and design work.

### CAREER STATS - RUSHING

Year	G	Rush	Yds	Avg.	TD	Long
2006	5	34	208	6.1	1	40

**CAREER-HIGHS** - Rushes: 21, vs. Okla. State (10/7/06); **Yards:** 151, vs. Okla. State (10/7/06); **TD:** 1, vs. Okla. State (10/7/06); **Long rush:** 40, vs. Okla. State (10/7/06)



**15 KEVIN HOLLIS**  
DEFENSIVE BACK  
5-11 • 190 • Fr.-RS

Has appeared in all six games on special teams and at safety... Saw first career action on special teams against Illinois State... Redshirt freshman safety who is battling for playing time... Prep standout in both football and track at Gilmer High School in Texas... Helped lead Gilmer to the 2004 state title... Two-way player in high school at wide receiver and defensive back.



**16 YAMON FIGURS**  
WIDE RECEIVER  
5-11 • 173 • Sr.-2L

Ranks sixth in the Big 12 and 25th nationally in punt returns with an 11.2 average through six games... Ranks 10th in the Big 12 in all-purpose yards with 92.8 per game... Had a key 17-yard catch on the game-winning fourth quarter drive against Oklahoma State... Caught four passes for 101 yards at Baylor, including a career-long 68-

yarder... Returned a punt 81 yards for a score against Illinois State... Also had two catches for 24 yards and a 38-yard TD run on a reverse against FAU... Fastest Wildcat with 4.29 speed.

### CAREER STATS - RECEIVING

Year	G	Rec	Yds	Avg.	TD	Long
2004	11	31	483	15.6	2	51
2005	11	14	243	17.4	1	52
2006	6	14	212	15.1	0	68
<b>TOTAL</b>	<b>28</b>	<b>59</b>	<b>938</b>	<b>15.9</b>	<b>3</b>	<b>68</b>

**CAREER-HIGHS** - Catches: 6, two times; **Yards:** 106, at Kansas (11/9/04); **TD:** 1, three times; **Long catch:** 68, at Baylor (9/30/06)

### CAREER STATS - PUNT RETURNS

Year	G	Ret	Yds	Avg.	TD	Long
2004	11	19	138	7.3	0	54
2005	11	7	92	13.1	0	35
2006	6	12	135	11.2	1	81
<b>TOTAL</b>	<b>28</b>	<b>38</b>	<b>365</b>	<b>9.6</b>	<b>1</b>	<b>81</b>

**CAREER-HIGHS** - Returns: 6, vs. Colorado (11/13/04); **TD:** 1, vs. Illinois State (9/2/06); **Long:** 81, vs. Illinois State (9/2/06)

### CAREER STATS - KICKOFF RETURNS

Year	G	Ret	Yds	Avg.	TD	Long
2004	11	0	0	0.0	0	0
2005	11	12	296	24.7	1	98
2006	6	7	172	24.6	0	41
<b>TOTAL</b>	<b>28</b>	<b>19</b>	<b>468</b>	<b>24.6</b>	<b>1</b>	<b>98</b>

**CAREER-HIGHS** - Returns: 3, two times; **Yards:** 121, at Texas Tech (10/15/05); **TD:** 1, at Texas Tech (10/15/05); **Long:** 98, at Texas Tech (10/15/05)



**17 TIM REYER**  
PUNTER  
5-11 • 208 • Jr.-2L

A Ray Guy Award candidate... Averaging 41.0 yards on 131 punts for his career and 40.8 yards a kick this season on 30 punts... Averaged 45.3 yards on a career-high 10 kicks at Baylor, including a 65-yarder... Former walk-on who enters the season as one of the Big 12's top punters... Averaged 40.3 yards a kick last season and killed 18 balls inside the 20-yard line... Boomed eight kicks of 50 yards or more... Averaged 42.4 yards a kick as a freshman en route to HM All-Big 12 honors... Local product of Rock Creek High School.

### CAREER STATS - PUNTING

Year	G	No.	Yds	Long	Avg.
2004	10	36	1526	71	42.4
2005	11	65	2620	65	40.3
2006	6	30	1225	65	40.8
<b>TOTAL</b>	<b>27</b>	<b>131</b>	<b>5371</b>	<b>71</b>	<b>41.0</b>

**CAREER-HIGHS** - **Long:** 71, vs. Colorado (11/13/04); **Punts:** 10, vs. Kansas (10/8/05)



**18 ANDREW ERKER**  
DEFENSIVE BACK  
6-0 • 195 • So.-SQ

Started first four games at safety... Recorded seven tackles and a pass breakup in his first career start against Illinois State... Recent scholarship recipient who has gone from walk-on to starter this season... Will also be a key special teams contributor... Product of Olathe, Kan.



# UPDATED PLAYER PROFILES

**CAREER STATISTICS - DEFENSE**

Year	G	UA-AT-TI	TFL-Yds	Sack	INT	PD	FF	FR
2006	4	4-7-11	0-0	0	0	1	0	0

**CAREER-HIGHS - Tackles:** 7, vs. Ill. State (9/2/06)



**19 JEFF SNODGRASS**  
PLACE-KICKER  
6-0 • 200 • Sr.-1L

Currently is second in the Big 12 and 11th nationally with his 1.50 field goals made per game average... Currently seventh all-time at K-State with 19 career field goals and second in career 50-plus yarders with three... Made a career-high three field goals against Illinois State and Marshall... His 10 field goals last season were the 10th-most in KSU single-season history... Has made seven kicks of 40 yards or more in his career... Father, Steve, is a former tennis coach at K-State, while brother, Lance, played pro soccer in MLS.

**CAREER STATS - KICKING**

Yr.	FGM-A	Pct.	1-19	20-29	30-39	40-49	50+
2005	10-16	62.5	0-0	0-1	5-7	3-5	2-3
2006	9-13	69.2	0-0	2-3	2-3	4-6	1-1
<b>TOTAL</b>	<b>19-29</b>	<b>65.5</b>	<b>0-0</b>	<b>2-4</b>	<b>7-10</b>	<b>7-11</b>	<b>3-4</b>

**CAREER-HIGHS - Long:** 57, vs. North Texas (9/24/05); **FG Made:** 3, two times vs. Ill. State (9/2/06) and Marshall (9/16/06)



**21 CARLOS ALSUP**  
RUNNING BACK  
6-0 • 212 • Sr.-2L

Rushed for 26 yards on 14 carries in a season-opening start against Illinois State... Powerful runner who earned a sixth year of eligibility from the NCAA this past season... Totalled 96 yards on 30 attempts last season with two touchdowns... Once scored six touchdowns in a high school game.

**CAREER STATS - RUSHING**

Year	G	Rush	Yds	Avg.	TD	Long
2002	12	21	70	3.3	0	20
2003	2	3	11	3.7	0	7
2005	11	30	96	3.2	2	23
2006	2	16	31	1.9	0	10
<b>TOTAL</b>	<b>27</b>	<b>70</b>	<b>208</b>	<b>3.0</b>	<b>2</b>	<b>23</b>

**CAREER-HIGHS - Carries:** 14, vs. Illinois State (9/2/06); **Yards:** 43, vs. North Texas (9/24/05); **Long Rush:** 23, vs. Colorado (10/29/05)



**22 JUSTIN MCKINNEY**  
DEFENSIVE BACK  
5-9 • 185 • Jr.-1L

Became the first K-State player in 70 years to return a game's opening kickoff for a touchdown after his 88-yarder against FAU... Sixth on the team in tackles with 21... Had seven tackles and a pass breakup at Baylor... Opened season with nine tackles, one for a loss, and two pass breakups against Illinois State... Perhaps the Cats' top cover corner... Possesses great speed and welcomes contact... Led the Cats last season with nine passes defended and three interceptions... Two of his three picks came in a win at Marshall... Uncle, Greg Jefferson, was a DE for the Philadelphia Eagles.

**CAREER STATISTICS - DEFENSE**

Year	G	UA-AT-TI	TFL-Yds	Sack	INT	PD	FF	FR
2005	11	24-5-29	2.0-7	0	3	9	2	1
2006	6	17-4-21	1.0-3	0	0	3	0	0
<b>TOTAL</b>	<b>17</b>	<b>41-9-50</b>	<b>3.0-10</b>	<b>0</b>	<b>3</b>	<b>12</b>	<b>2</b>	<b>1</b>

**CAREER-HIGHS - Tackles:** 9, vs. Illinois State (9/2/06); **TFL:** 1, three times



**24 MAURICE MACK**  
LINEBACKER  
5-10 • 215 • Sr.-3L

Appeared in all six games at linebacker and special teams... Forced and recovered a fumble on the same play against Louisville... Led the Cats with seven tackles against FAU... Speedy linebacker who is a converted safety... Finished third on the team last season with 53 tackles, seven for a loss... Collected 53 tackles and started all 11 games at OLB in 2005... Drilled at MLB throughout fall camp... Married with two children.

**CAREER STATISTICS - DEFENSE**

Year	G	UA-AT-TI	TFL-Yds	Sack	INT	PD	FF	FR
2003	15	9-4-13	1.0-4	0	0	0	0	0
2004	11	11-12-23	0.0-0	0	1	3	0	1
2005	11	31-22-53	7.0-16	0	0	4	1	1
2006	5	4-6-10	0.0-0	0	0	0	1	1
<b>TOTAL</b>	<b>42</b>	<b>55-44-99</b>	<b>8.0-20</b>	<b>0</b>	<b>1</b>	<b>7</b>	<b>2</b>	<b>3</b>

**CAREER-HIGHS - Tackles:** 9, two times; **TFL:** 2, at Marshall (9/10/05)



**26 TERRY PETRIE**  
RUNNING BACK  
5-8 • 183 • Jr.-SQ

A walk-on running back who has gotten into the playing rotation this season... Has appeared in four games... Rushed for 54 yards on just eight carries for a 6.8 average... Scored on a 27-yard touchdown run against Florida Atlantic.



**27 JORDY NELSON**  
WIDE RECEIVER  
6-2 • 213 • Jr.-1L

A Biletnikoff Award candidate... One of the Big 12's top threats at wide receiver... Second on the team with 17 catches for 221 yards... Caught a season-high five passes for 71 yards in the win over Marshall... Team captain and All-Big 12 candidate... Playing just his second season as a wide receiver after making the switch from defensive back... Possesses 4.3 speed with his 6-2 frame... Led team with 45 catches for 669 yards and eight TDs... Earned HM all-conference honors.

**CAREER STATS - RECEIVING**

Year	G	Rec	Yds	Avg.	TD	Long
2005	11	45	669	14.9	8	80
2006	6	17	221	13.0	0	31
<b>TOTAL</b>	<b>17</b>	<b>62</b>	<b>890</b>	<b>14.4</b>	<b>8</b>	<b>80</b>

**CAREER-HIGHS - Catches:** 7, vs. Missouri (11/19/05); **Yards:** 107, at Oklahoma (10/1/05); **TD:** 1, eight times; **Long Catch:** 80, at Texas Tech (10/15/05)



**28 JOHN MCCARDLE**  
RUNNING BACK  
5-8 • 200 • So.-1L

A former defensive back who has worked his way into the mix at running back... Rushed for 25 yards on five carries this season, including a 12-yard run against FAU... Moved to offense this past spring after spending previous two seasons on defense... Played in all 11 games last season, primarily on special teams... Came to Kansas State as a grayshirt.

**CAREER STATS - RUSHING**

Year	G	Rush	Yds	Avg.	TD	Long
2006	5	5	25	5.0	0	12

**CAREER-HIGHS - Carries:** 4, vs. FAU (9/9/06); **Long:** 12, vs. FAU (9/9/06); **Yards:** 17, vs. FAU (9/9/06)



**34 BLAKE SEILER**  
DEFENSIVE TACKLE  
6-2 • 252 • Sr.-2L

A team captain and leader... Former walk-on who started first four games at defensive tackle after making the move from the defensive end spot... Had three stops, one for a loss, against FAU... Two-time Academic All-Big 12 pick... Finished 2005 with 34 tackles after starting all 11 games... Former Oklahoma State wrestler.

**CAREER STATISTICS - DEFENSE**

Year	G	UA-AT-TI	TFL-Yds	Sack	INT	PD	FF	FR
2004	11	2-4-6	1.5-4	0	0	0	0	0
2005	11	19-15-34	2.0-2	2	0	0	0	1
2006	6	5-1-6	1.0-2	0	0	0	0	0
<b>TOTAL</b>	<b>28</b>	<b>26-20-46</b>	<b>4.5-8</b>	<b>2</b>	<b>0</b>	<b>0</b>	<b>0</b>	<b>1</b>

**CAREER-HIGHS - Tackles:** 7, vs. Texas A&M (10/22/05); **TFL:** 1, four times; **Sacks:** 1, two times



**37 MARCUS PERRY**  
LINEBACKER  
6-1 • 225 • Jr.-2L

Walk-on linebacker who earned his first career start against FAU and also started against Marshall... Recorded four tackles in the win against the Owls and also had four, two for losses, against Louisville... Had two tackles and a forced fumble against Illinois State... Tough and fearless hitter at linebacker... A two-time Academic All-Big 12 selection and excellent special teams contributor... Returned a blocked punt for a touchdown against Missouri last season.


**CAREER STATISTICS - DEFENSE**

Year	G	UA-AT-TI	TFL-Yds	Sack	INT	PD	FF	FR
2004	9	3-1-4	0-0	0	0	0	0	0
2005	9	0-4-4	0-0	0	0	0	0	0
2006	6	9-5-14	2.0-3	0	0	0	1	0
<b>TOTAL</b>	<b>24</b>	<b>12-10-22</b>	<b>2.0-3</b>	<b>0</b>	<b>0</b>	<b>0</b>	<b>1</b>	<b>0</b>

**CAREER-HIGHS - Tackles:** 4, vs. FAU (9/9/06) and Louisville (9/23/06)



# UPDATED PLAYER PROFILES



**43 ANTWON MOORE**  
LINEBACKER  
5-10 • 209 • So. -TR

Big-hitting safety who has transitioned to outside linebacker at K-State... Has six tackles, 2.5 for losses and two sacks this season in five games... Blocked his first career punt against Marshall that led to an early touchdown... Had two tackles, including a sack, against FAU and also had two stops against Louisville... Ranked as the No. 95 overall junior college prospect in the nation last season by Rivals... Recorded 86 tackles and three interceptions last season at Northeastern Oklahoma A&M... One of five current players who played at Northeastern Oklahoma A&M.




**46 BRANDON ARCHER**  
LINEBACKER  
6-0 • 239 • Sr. -3L

Team captain, Butkus and Nagurski Award candidate and All-Big 12 candidate who has started all six games at linebacker... Leads the team with 49 tackles through six games and is eighth in the Big 12... Had a game-high 10 stops at Baylor... Collected a team-high 13 tackles, one for a loss, and a pass breakup against Illinois State... Has led K-State in tackles each of the last two seasons with 72 and 75 total stops... Has three interception returns for touchdowns... Moved to weakside linebacker for 2006... An accomplished graphic designer who has his own website.

### CAREER STATISTICS - DEFENSE

Year	G	UA-AT-TT	TFL-Yds	Sack	INT	PD	FF	FR
2003	15	9-6-15	1.0-7	1	0	0	1	0
2004	11	35-40-75	6.5-23	1	2	2	0	1
2005	11	43-29-72	9.5-48	3	1	4	2	1
2006	6	26-23-49	2.0-2	0	0	2	0	0
<b>TOTAL</b>	<b>43</b>	<b>113-98-211</b>	<b>19.0-80</b>	<b>5</b>	<b>3</b>	<b>8</b>	<b>3</b>	<b>2</b>

**CAREER-HIGHS** - Tackles: 13, vs. Illinois State (9/2/06); TFL: 2, four times; Sacks: 1, five times



**50 ALPHONSO MORAN**  
DEFENSIVE TACKLE  
6-0 • 294 • So. -1L

A solid run-stopper who gained valuable experience as a freshman in 2005... Collected three tackles in the win over Oklahoma State... Had three tackles, including a sack and two TFL's, at Baylor... Made one stop in each of the first three games... Made seven starts and appeared in all 11 games... Earned HM freshman All-America honors after recording 21 tackles last season... Also named to the Freshman All-Big 12 squad by The Sporting News.

### CAREER STATISTICS - DEFENSE

Year	G	UA-AT-TT	TFL-Yds	Sack	INT	PD	FF	FR
2005	11	9-12-21	2.5-8	2	0	0	0	1
2006	6	7-2-9	2.0-8	1	0	0	0	0
<b>TOTAL</b>	<b>17</b>	<b>16-14-30</b>	<b>4.5-16</b>	<b>3</b>	<b>0</b>	<b>0</b>	<b>0</b>	<b>1</b>

**CAREER-HIGHS** - Tackles: 5, vs. Kansas (10/8/05); TFL: 2, at Baylor (9/30/06); Sacks: 1, three times



**51 JUSTIN ROLAND**  
LINEBACKER  
6-0 • 245 • Jr. -TR

Big, tough linebacker who has a nose for the ball... Was second on the team with six tackles in his first extensive action against FAU... Collected an eye-popping 170 tackles last season at Northeastern Oklahoma A&M... Was a standout wrestler in high school and won the 2003 state title in the heavyweight division.

### CAREER STATISTICS - DEFENSE

Year	G	UA-AT-TT	TFL-Yds	Sack	INT	PD	FF	FR
2006	6	3-4-7	0-0	0	0	0	0	0

**CAREER-HIGHS** - Tackles: 6, vs. FAU (9/9/06)




**52 ZACH DILES**  
LINEBACKER  
6-0 • 240 • Sr. -1L

Athletic middle linebacker who has started each of the first six games... Second on the team and 15th in the Big 12 with 40 tackles... Tied a career-high with 11 stops against Oklahoma State... Had five stops, two for losses, against Marshall... Collected 10 tackles with an interception in his first career start against Illinois State... Came on strong in 2005... Appeared in all 11 games last season, totalling 50 tackles and two sacks, despite not starting a game.

### CAREER STATISTICS - DEFENSE

Year	G	UA-AT-TT	TFL-Yds	Sack	INT	PD	FF	FR
2005	11	27-23-50	5.5-23	0	0	0	3	0
2006	6	25-15-40	4.0-17	1	1	0	0	0
<b>TOTAL</b>	<b>17</b>	<b>52-38-90</b>	<b>9.5-40</b>	<b>1</b>	<b>1</b>	<b>0</b>	<b>3</b>	<b>0</b>

**CAREER-HIGHS** - Tackles: 11, two times; TFL: 2, at Iowa State (11/5/05); Sacks: 1 vs. Marshall (9/16/06)



**53 REGGIE WALKER**  
LINEBACKER  
6-0 • 223 • So. -1L

Physical young linebacker who can do it all... Made four stops in his first career start against Illinois State and followed with three tackles and a pass breakup against FAU... One of the Big 12's top young defenders... Lone true freshman to see playing time in 2005... Recorded 16 tackles, nine solo and 4.5 for losses, in nine games last season... Will play on the strongside in 2006... Was born in Alaska before moving to Missouri and California.

### CAREER STATISTICS - DEFENSE

Year	G	UA-AT-TT	TFL-Yds	Sack	INT	PD	FF	FR
2005	9	9-7-16	4.5-5	0	0	1	1	0
2006	6	7-8-15	0.0-0	0	0	1	0	0
<b>TOTAL</b>	<b>15</b>	<b>16-15-31</b>	<b>4.5-5</b>	<b>0</b>	<b>0</b>	<b>2</b>	<b>1</b>	<b>0</b>

**CAREER-HIGHS** - Tackles: 5, two times; TFL: 2, at Nebraska (11/12/05)



**56 QUINTIN ECHOLS**  
DEFENSIVE TACKLE  
6-0 • 316 • Sr. -3L

Has been a mainstay in the middle of the Wildcat defensive line for three seasons... Made his first start this season at Baylor... Tied for fifth in the Big 12 with two forced fumbles... Has 11 tackles and two forced fumbles in his

last four games... Collected four tackles, two for losses, against FAU... Had three tackles, one for a loss, in the season opener against Illinois State... Could contend for all-conference honors with a solid season... Started all 11 games a year ago and collected 45 tackles... One of 18 Texans on the Wildcats' roster.

### CAREER STATISTICS - DEFENSE

Year	G	UA-AT-TT	TFL-Yds	Sack	INT	PD	FF	FR
2003	15	11-10-21	2.0-9	2	0	1	1	0
2004	11	8-8-16	1.5-6	1	0	0	0	0
2005	11	22-23-45	5.5-18	2	0	2	0	0
2006	6	10-8-18	3.0-10	0	0	0	2	0
<b>TOTAL</b>	<b>43</b>	<b>51-49-100</b>	<b>11-38</b>	<b>5</b>	<b>0</b>	<b>3</b>	<b>3</b>	<b>0</b>

**CAREER-HIGHS** - Tackles: 7, vs. Missouri (11/19/05); TFL: 2, vs. Missouri (11/19/05); Sacks: 1, five times



**64 NICK STRINGER**  
OFFENSIVE LINEMAN  
6-6 • 271 • Fr. -RS

Has started all six games at tackle... Young offensive lineman who had a breakout camp... Big and mobile lineman who will grow into the position... Was a star tight end and defensive lineman at Hayden (Kan.) High School... Father, Tom, was his high school coach.



**67 GREG WAFFORD**  
OFFENSIVE LINEMAN  
6-2 • 339 • Sr. -1L

Anchors the Cats' offensive line... Named to preseason watch lists for both the Lombardi Award and Outland Trophy... Team captain who has started all five games at guard... Started all 11 games a year ago and was named the team's Co-Outstanding Offensive Lineman.




**68 BRAD ROOKER**  
OFFENSIVE LINEMAN  
6-6 • 291 • So. -1L

Earned first career start at center against Oklahoma State... Was a second team Academic All-Big 12 selection last season... Appeared in nine games at tackle in 2005.



**69 CALEB HANDY**  
OFFENSIVE LINEMAN  
6-1 • 313 • So. -1L

Earned his first start of the season against Oklahoma State... Made eight starts last season and appeared in all 11 games... A native of Conway Springs, Kan.



**76 BROCK UNRUH**  
OFFENSIVE LINEMAN  
6-5 • 301 • Fr. -RS

Made his first career start against Oklahoma State... Redshirted in 2005... Was born in McPherson, Kan., but prepped at Callallen High School in Corpus Christi, Texas... Was named to Dave Campbell's 2004 Texas Football Super Team.



# UPDATED PLAYER PROFILES



**77** **MICHAEL FRIESON**  
OFFENSIVE LINEMAN  
6-7 • 316 • Sr.-SQ

Earned first career start against Illinois State and has earned the starting nod in five games at tackle... Stout offensive lineman who is the starter at right tackle... Possesses good feet and drive-blocking skills and has come on strong late in fall camp... Missed all of 2005 with an injury... Was a two-time all-league selection at Bakersfield College in California.



**79** **JORDAN BEDORE**  
OFFENSIVE LINEMAN  
6-3 • 302 • So.-1L

Has started at center in four of six games this season after a solid freshman campaign in 2005... Named to *The Sporting News* All-Big 12 Freshman team last season... Moved from defensive tackle to the offensive line during the season in 2005.



**82** **MICHAEL POOSCHKE**  
TIGHT END  
6-3 • 245 • Jr.-JC

Tight end with tremendous hands... Has appeared in four of six games, including making a start against Oklahoma State... Caught his first pass as a Wildcat against Louisville... Caught 22 passes last season for Northeast Oklahoma A&M.



**85** **JERON MASTRUD**  
TIGHT END  
6-6 • 255 • Fr.-HS

Has started four games at tight end... Has caught six passes for 59 yards this season... Extremely versatile player with good hands and blocking skills... Played quarterback, tight end and defensive end in high school... Rated the No. 7 player in the state of Oregon by Rivals in 2005.

**CAREER STATS - RECEIVING**

Year	G	Rec	Yds	Avg.	TD	Long
2006	5	6	59	9.8	0	13

**CAREER-HIGHS** - Catches: 2, vs. Louisville; Yards: 13, vs. Illinois State (9/2/06); TD: 0; Long Catch: 13, vs. Illinois State (9/2/06)



**88** **CEDRIC WILSON**  
WIDE RECEIVER  
6-1 • 190 • So.-TR

Wide receiver who made his Wildcat debut against Illinois State after signing with the Cats in 2004... Has appeared in all six games at wide receiver or on special teams... Caught two passes for 22 yards at Baylor... Played defensive back for Garden City CC last season... Was the No. 37 athlete in the nation by Rivals coming out of high school... One of seven children.




**89** **RASHAAD NORWOOD**  
TIGHT END  
6-3 • 229 • Jr.-1L

K-State's leading receiver with 20 catches for 170 yards... Caught a career-high seven passes for 27 yards at Baylor... Has started five games this season and caught a pass in nine of his last 10 games... Appeared in all 11 games, starting eight, last season... Caught 13 passes for 160 yards and a TD.

**CAREER STATS - RECEIVING**

Year	G	Rec	Yds	Avg.	TD	Long
2004	11	1	7	7.0	0	7
2005	11	13	160	12.3	1	34
2006	5	20	170	8.5	0	23
<b>TOTAL</b>	<b>27</b>	<b>34</b>	<b>337</b>	<b>9.9</b>	<b>1</b>	<b>34</b>

**CAREER-HIGHS** - Catches: 7, at Baylor (9/30/06); Yards: 59, at Iowa State (11/5/05); TD: 1, at Oklahoma (10/1/05); Long Catch: 34, at Iowa State (11/5/05)



**90** **ERIC CHILDS**  
DEFENSIVE END  
6-3 • 230 • Fr.-RS

Earned his first career start against Oklahoma State... Tallied 10 tackles, two of which were sacks, in six games this season... Had a career-high four tackles against the Cowboys... Collected his first career sack against FAU and added another at Baylor... Made one tackle against Illinois State in his K-State debut... Athletic young edge rusher with a tremendous future... Won the Red Raider award for scout team contributions last season... A Texas Top 100 recruit as a prep.



**95** **ROB JACKSON**  
DEFENSIVE END  
6-3 • 265 • Jr.-TR

Had a career-high four tackles and a sack against Oklahoma State... Had two tackles in each of his first three games... Collected a half of a sack against Marshall... Two-time KJCAA first teamer who is penciled in as the starter at right end... Rated as the No. 76 junior college prospect in the country by Rivals... Collected 35 tackles, nine for losses, with six sacks last season at Fort Scott CC... Related to basketball hall of famer Calvin Murphy.

**CAREER STATISTICS - DEFENSE**

Year	G	UA-AT-TT	TFL-Yds	Sack	INT	PD	FF	FR
2006	6	7-4-11	2.5-14	1.5	0	0	0	0
<b>TOTAL</b>	<b>6</b>	<b>7-4-11</b>	<b>2.5-14</b>	<b>1.5</b>	<b>0</b>	<b>0</b>	<b>0</b>	<b>0</b>

**CAREER-HIGHS** - Tackles: 4, vs. Oklahoma State (10/7/06); TFL: 1, two times



**96** **MOSES MANU**  
DEFENSIVE END  
6-2 • 260 • Jr.-TR

Has collected six tackles this season, two for losses, with one sack, one fumble recovery and one forced fumble... Saw his first career action against FAU... Had three tackles, one for a loss, against the Owls... Talented JUCO transfer who missed the first game of the season after battling mononucleosis... An all-conference player at El Camino College... Is only in his fourth year of ever playing organized football... Outstanding rugby player.



**98** **IAN CAMPBELL**  
DEFENSIVE END  
6-5 • 232 • So.-1L

Former walk-on defensive end who is currently ranked ninth nationally and tops in the Big 12 with his 1.67 tackle-for-loss average... Also sixth nationally and second in the Big 12 in sacks with 1.08 sacks a game... Currently fourth on the team in tackles with 30... Has recorded at least one sack in 4-of-6 games... Had a tremendous opener against Illinois State with a career-high eight tackles, five for losses of 21 yards, and a career-high three sacks to earn Big 12 Defensive Player of the Week honors... Had six stops, three for a loss, and one sack against Marshall and two sacks vs. Louisville... Blocked a punt last season vs. Mizzou that was returned for a TD... Brother, Jared Jarragin, was a two-year starter at Wyoming.

**CAREER STATISTICS - DEFENSE**

Year	G	UA-AT-TT	TFL-Yds	Sack	INT	PD	FF	FR
2005	10	1-6-7	1.0-1	0	0	0	0	0
2006	6	20-10-30	10.0-48	6.5	0	1	1	0
<b>TOTAL</b>	<b>16</b>	<b>21-16-37</b>	<b>11.0-49</b>	<b>6.5</b>	<b>0</b>	<b>1</b>	<b>1</b>	<b>0</b>

**CAREER-HIGHS** - Tackles: 8, vs. Illinois State (9/2/06); TFL: 5, vs. Illinois State (9/2/06); Sacks: 3, vs. Illinois State (9/2/06)



**99** **STEVEN CLINE**  
DEFENSIVE TACKLE  
6-1 • 291 • Jr.-1L

Had a career-high three tackles against Louisville... Had two stops against Illinois State and Marshall... Experienced performer who has started four games at nose tackle... Saw action in 10 games last season and tallied eight tackles.

**CAREER STATISTICS - DEFENSE**

Year	G	UA-AT-TT	TFL-Yds	Sack	INT	PD	FF	FR
2004	5	0-0-0	0-0	0	0	0	0	0
2005	10	5-3-8	2.5-5	0	0	0	0	0
2006	6	4-3-7	1.0-4	0	0	0	0	0
<b>TOTAL</b>	<b>21</b>	<b>9-6-15</b>	<b>3.5-9</b>	<b>0</b>	<b>0</b>	<b>0</b>	<b>0</b>	<b>0</b>

**CAREER-HIGHS** - Tackles: 3, vs. Louisville (9/23/06); TFL: 1, three times



# 2006 STATISTICS

6 GAMES

OVERALL: 4-2 (HOME: 4-1, ROAD: 0-1, NEUTRAL: 0-0) | BIG 12 CONFERENCE: 1-1 (HOME: 1-0, ROAD: 0-1)

## RESULTS/ATTENDANCE

Date	Opponent	Result	Score	TV	Attend.
Sept. 2	ILLINOIS STATE	W	24-23	None	47,250
Sept. 9	FLORIDA ATLANTIC	W	45-0	None	43,953
Sept. 16	MARSHALL	W	23-7	FSN	46,488
Sept. 23	LOUISVILLE	L	6-24	FSN	45,855
Sept. 30	at Baylor*	L	3-17	None	30,752
Oct. 7	OKLAHOMA STATE*	W	31-27	None	46,616
Oct. 14	NEBRASKA*	—	—	FSN PPV	—
Oct. 21	at Missouri*	—	—	—	—
Oct. 28	IOWA STATE* [hc]	—	—	—	—
Nov. 4	at Colorado*	—	—	—	—
Nov. 11	TEXAS*	—	—	—	—
Nov. 18	at Kansas*	—	—	—	—

## TEAM STATISTICS

	KANSAS STATE	OPPONENTS			
<b>SCORING</b>	132	98			
Points Per Game	22.0	16.3			
<b>FIRST DOWNS</b>	89	95			
Rushing	33	36			
Passing	48	47			
Penalty	8	12			
<b>RUSHING YARDAGE</b>	697	641			
Yards gained rushing	796	810			
Yards lost rushing	99	169			
Rushing Attempts	161	200			
Average Per Rush	4.3	3.2			
Average Per Game	116.2	106.8			
TDs Rushing	7	3			
<b>PASSING YARDAGE</b>	1156	1091			
Att-Comp-Int	200-93-9	186-110-7			
Average Per Pass	5.8	5.9			
Average Per Catch	12.4	9.9			
Average Per Game	192.7	181.8			
TDs Passing	3	8			
<b>TOTAL OFFENSE</b>	1853	1732			
Total Plays	361	386			
Average Per Play	5.1	4.5			
Average Per Game	308.8	288.7			
<b>KICK RETURNS: #-YARDS</b>	12-414	16-297			
<b>PUNT RETURNS: #-YARDS</b>	18-189	15-176			
<b>INT RETURNS: #-YARDS</b>	7-109	9-120			
<b>KICK RETURN AVERAGE</b>	34.5	18.6			
<b>PUNT RETURN AVERAGE</b>	10.5	11.7			
<b>INT RETURN AVERAGE</b>	15.6	13.3			
<b>FUMBLES-LOST</b>	6-3	13-7			
<b>PENALTIES-YARDS</b>	47-393	34-309			
Average Per Game	65.5	51.5			
<b>PUNTS-YARDS</b>	31-1225	35-1400			
Average Per Punt	39.5	40.0			
Net punt average	32.5	33.5			
<b>TIME OF POSSESSION/GAME</b>	26:35	33:25			
<b>3RD-DOWN CONVERSIONS</b>	27/86	27/86			
3rd-Down Pct	31%	31%			
<b>4TH-DOWN CONVERSIONS</b>	5/10	6/13			
4th-Down Pct	50%	46%			
<b>SACKS BY-YARDS</b>	18-109	7-51			
<b>MISC YARDS</b>	-23	0			
<b>TOUCHDOWNS SCORED</b>	15	12			
<b>FIELD GOALS-ATTEMPTS</b>	9-13	5-6			
<b>ON-SIDE KICKS</b>	1-1	0-1			
<b>RED-ZONE SCORES</b>	9-17 53%	15-18 83%			
<b>RED-ZONE TOUCHDOWNS</b>	4-17 24%	10-18 56%			
<b>PAT-ATTEMPTS</b>	13-13 100%	11-11 100%			
<b>ATTENDANCE</b>	230162	30752			
Games/Avg Per Game	5/46032	1/30752			
<b>SCORE BY QUARTERS</b>	1st	2nd	3rd	4th	Total
KANSAS STATE	21	36	23	52	132
Opponents	17	13	41	27	98

## RUSHING

Player	GP	Att.	Gain	Loss	Net	Avg.	TD	Long	YPG
Clayton, Thomas	4	67	338	16	322	4.8	3	69	80.5
Patton, Leon	5	34	215	7	208	6.1	1	40	41.6
Petrie, Terry	4	8	55	1	54	6.8	1	32	13.5
Figuers, Yamon	6	1	38	0	38	38.0	1	38	6.3
Alsop, Carlos	2	16	37	6	31	1.9	0	10	15.5
McCardle, John	6	5	25	0	25	5.0	0	12	4.2
Johnson, James	3	11	27	6	21	1.9	0	9	7.0
Freeman, Josh	4	11	46	42	4	0.4	1	21	1.0
Meier, Dylan	5	6	15	14	1	0.2	0	15	0.2
TEAM	3	2	0	7	-7	-3.5	0	0	-2.3
<b>TOTAL</b>	6	161	796	99	697	4.3	7	69	116.2
Opponents	6	200	810	169	641	3.2	3	39	106.8

## PASSING

Player	G	Effic.	Att-Cmp-Int	Pct.	Yards	TD	Long	Avg/G
Meier, Dylan	5	99.38	69-136-4	50.7	765	3	44	153.0
Freeman, Josh	4	78.78	24-62-4	38.7	391	0	68	97.8
Wilson, Cedric	6	-200.00	0-1-1	0.0	0	0	0	0.0
Nelson, Jordy	6	0.00	0-1-0	0.0	0	0	0	0.0
<b>TOTAL</b>	6	91.00	93-200-9	46.5	1156	3	68	192.7
Opponents	6	115.08	110-186-7	59.1	1091	8	75	181.8

## RECEIVING

Player	G	No.	Yds	Avg	TD	Long	Avg/G
Norwood, Rashaad	5	20	170	8.5	0	23	34.0
Nelson, Jordy	6	17	221	13.0	0	31	36.8
Moreira, Jermaine	6	16	328	20.5	2	55	54.7
Figuers, Yamon	6	14	212	15.1	0	68	35.3
Clayton, Thomas	4	8	48	6.0	0	10	12.0
Mastrud, Jeron	5	6	59	9.8	0	13	11.8
Patton, Leon	5	2	40	20.0	0	33	8.0
Gonzalez, Daniel	4	2	34	17.0	1	20	8.5
Wilson, Cedric	6	2	22	11.0	0	11	3.7
Raymer, Donald	6	2	8	4.0	0	7	1.3
Alsop, Carlos	2	2	7	3.5	0	7	3.5
McCardle, John	6	1	6	6.0	0	6	1.0
Pooschke, Mike	4	1	1	1.0	0	1	0.2
<b>TOTAL</b>	6	93	1156	12.4	3	68	192.7
Opponents	6	110	1091	9.9	8	75	181.8

## ALL-PURPOSE YARDAGE

Player	G	Rush	Rec	PR	KOR	IR	Tot	Avg/G
Figuers, Yamon	6	38	212	135	172	0	557	92.8
Clayton, Thomas	4	322	48	0	0	0	370	92.5
Patton, Leon	5	208	40	0	117	0	365	73.0
Moreira, Jermaine	6	0	328	10	18	0	356	59.3
Nelson, Jordy	6	0	221	0	0	0	221	36.8
Norwood, Rashaad	5	0	170	0	0	0	170	34.0
McKinney, Justin	6	0	0	0	107	0	107	17.8
Watts, Marcus	6	0	0	11	0	68	79	13.2
Mastrud, Jeron	5	0	59	0	0	0	59	11.8
Gonzalez, Daniel	4	0	34	21	0	0	55	13.8
Petrie, Terry	4	54	0	0	0	0	54	13.5
Alsop, Carlos	2	31	7	0	0	0	38	19.0
McCardle, John	6	25	6	0	0	0	31	5.2
Wilson, Cedric	6	0	22	0	0	0	22	3.7
Baldwin, Bryan	4	0	0	0	0	21	21	5.2
Johnson, James	3	21	0	0	0	0	21	7.0
Garvin, Byron	6	0	0	0	0	20	20	3.3
Moore, Antwon	6	0	0	12	0	0	12	2.0
Raymer, Donald	6	0	8	0	0	0	8	1.3
Freeman, Josh	4	4	0	0	0	0	4	1.0
Meier, Dylan	5	1	0	0	0	0	1	0.2
Pooschke, Mike	4	0	1	0	0	0	1	0.2
TEAM	3	-7	0	0	0	0	-7	-2.3
<b>Total</b>	6	697	1156	189	414	109	2565	427.5
Opponents	6	641	1091	176	297	120	2325	387.5

# 2006 KANSAS STATE FOOTBALL

PAGE 18 • Game No. 7 vs. Nebraska



# 2006 STATISTICS

6 GAMES

OVERALL: 4-2 (HOME: 4-1, ROAD: 0-1, NEUTRAL: 0-0) | BIG 12 CONFERENCE: 1-1 (HOME: 1-0, ROAD: 0-1)

## ■ TOTAL OFFENSE

Player	G	Plays	Rush	Pass	Total	Avg/G
Meier, Dylan	5	142	1	765	766	153.2
Freeman, Josh	4	73	4	391	395	98.8
Clayton, Thomas	4	67	322	0	322	80.5
Patton, Leon	5	34	208	0	208	41.6
Petrie, Terry	4	8	54	0	54	13.5
Figurs, Yamon	6	1	38	0	38	6.3
Alsop, Carlos	2	16	31	0	31	15.5
McCardle, John	6	5	25	0	25	4.2
Johnson, James	3	11	21	0	21	7.0
TEAM	3	2	-7	0	-7	-2.3
<b>TOTAL</b>	<b>6</b>	<b>361</b>	<b>697</b>	<b>1156</b>	<b>1853</b>	<b>308.8</b>
Opponents	6	386	641	1091	1732	288.7

## ■ SCORING

Player	TD	FGs	Kick	Rush	Rcv	Pass	DXP	Saf	Pts
Snodgrass, Jeff	0	9-13	12-12	0-0	0	0-0	0	0	39
Clayton, Thomas	3	0-0	0-0	0-0	0	0-0	0	0	18
Gonzalez, Daniel	2	0-0	0-0	0-0	0	0-0	0	0	12
Patton, Leon	2	0-0	0-0	0-0	0	0-0	0	0	12
Moreira, Jermaine	2	0-0	0-0	0-0	0	0-0	0	0	12
Figurs, Yamon	2	0-0	0-0	0-0	0	0-0	0	0	12
Petrie, Terry	1	0-0	0-0	0-0	0	0-0	0	0	6
Freeman, Josh	1	0-0	0-0	0-1	0	0-0	0	0	6
McKinney, Justin	1	0-0	0-0	0-0	0	0-0	0	0	6
Garvin, Byron	1	0-0	0-0	0-0	0	0-0	0	0	6
Norwood, Rashaad	0	0-0	0-0	0-0	1	0-0	0	0	2
Schwerdt, Tim	0	0-0	1-1	0-0	0	0-0	0	0	1
Meier, Dylan	0	0-0	0-0	0-0	0	1-1	0	0	0
<b>TOTAL</b>	<b>15</b>	<b>9-13</b>	<b>13-13</b>	<b>0-1</b>	<b>1</b>	<b>1-1</b>	<b>0</b>	<b>0</b>	<b>132</b>
Opponents	12	5-6	11-11	0-1	0	0-0	0	0	98

## ■ PUNT RETURNS

Player	No.	Yds	Avg	TD	Long
Figurs, Yamon	12	135	11.2	1	81
Moreira, Jermaine	4	10	2.5	0	11
Watts, Marcus	1	11	11.0	0	0
Moore, Antwon	1	12	12.0	0	0
Gonzalez, Daniel	0	21	0.0	1	21
<b>TOTAL</b>	<b>18</b>	<b>189</b>	<b>10.5</b>	<b>2</b>	<b>81</b>
Opponents	15	176	11.7	1	63

## ■ KICKOFF RETURNS

Player	No.	Yds	Avg	TD	Long
Figurs, Yamon	7	172	24.6	0	41
Patton, Leon	2	117	58.5	1	95
McKinney, Justin	2	107	53.5	1	88
Moreira, Jermaine	1	18	18.0	0	18
<b>TOTAL</b>	<b>12</b>	<b>414</b>	<b>34.5</b>	<b>2</b>	<b>95</b>
Opponents	16	297	18.6	0	89

## ■ INTERCEPTIONS

Player	No.	Yds	Avg	TD	Long
Watts, Marcus	3	68	22.7	0	68
Williams, Kyle	1	0	0.0	0	0
Diles, Zach	1	0	0.0	0	0
Baldwin, Bryan	1	21	21.0	0	21
Garvin, Byron	1	20	20.0	0	20
<b>TOTAL</b>	<b>7</b>	<b>109</b>	<b>15.6</b>	<b>0</b>	<b>68</b>
Opponents	9	120	13.3	0	53

## ■ FUMBLE RETURNS

Player	No.	Yds	Avg	TD	Long
Garvin, Byron	1	9	9.0	1	9
<b>TOTAL</b>	<b>1</b>	<b>9</b>	<b>9.0</b>	<b>1</b>	<b>9</b>
Opponents	2	46	23.0	0	30

## ■ PUNTING

Player	No.	Yds	Avg	Long	TB	FC	I20	Blkd
Reyer, Tim	30	1225	40.8	65	2	10	6	1
TEAM	1	0	0.0	0	0	0	0	0
<b>TOTAL</b>	<b>31</b>	<b>1225</b>	<b>39.5</b>	<b>65</b>	<b>2</b>	<b>10</b>	<b>6</b>	<b>1</b>
Opponents	35	1400	40.0	78	2	5	13	2

## ■ DEFENSIVE STATISTICS

Player	GP	Solo	Ast	Total	TFL/Yds	Sacks	Int-Yds	PBU	QBH	FR	FF	Blk	Saf
Archer, Brandon	6	26	23	49	2.0-2			2					
Diles, Zach	6	24	16	40	4.0-17	1.0-8	1-0		2				
Garvin, Byron	6	24	11	35	4.0-9			2		1-9			
Campbell, Ian	6	20	10	30	10.0-48	6.5-38		1	2		1		
Williams, Kyle	6	19	9	28			1-0	5		1-0	1		
McKinney, Justin	6	17	4	21	1.0-3			3		1-0			
Watts, Marcus	6	15	3	18	2.0-9	1.0-8	3-68	1			2	1	
Echols, Quintin	6	9	9	18	3.0-10						2		
Walker, Reggie	6	7	8	15				1					
Perry, Marcus	6	9	5	14	2.0-3						1		
Erker, Andrew	4	4	7	11				1					
Jackson, Rob	6	7	4	11	2.5-14	1.5-12							
Moore, Joshua	6	5	5	10	2.0-8			1					
Mack, Maurice	6	4	6	10						1-0	1		
Baldwin, Bryan	4	6	4	10			1-21	2					
Childs, Eric	6	5	5	10	2.0-14	2.0-14							
Moran, Alphonso	6	7	2	9	2.0-8	1.0-6							
Roland, Justin	6	3	4	7									
Cline, Steven	6	4	3	7	1.0-4								
Seiler, Blake	6	5	1	6	1.0-2								
Moore, Antwon	6	5	1	6	2.5-6	2.0-5						1	
Manu, Moses	5	2	4	6	2.0-8	1.0-5				1-0	1		
Balkcom, Brandon	6	2	3	5	1.0-1								
Figurs, Yamon	6	4		4						2-0			
Cheatham, Ray	5	2	1	3									
McCardle, John	6	1	2	3									
Herndon, Courtney	4		3	3									
Diehl, Ross	6	1	2	3									
Anderson, Devin	5	1	1	2									
Cox, Clayton	2	2		2									
Faustin, Vlad	2	1	1	2	1.0-2	1.0-2		1					
Johnson, Otis	2	1	1	2									
Stringer, Nick	6	2		2									
Houlik, John	4	1	1	2									
Viers, Trevor	1	1		1									
Reyer, Tim	6	1		1									
McNeese, Rimmon	1	1		1	1.0-11	1.0-11							
Mortimer, Jeff	6	1		1									
Gaskins, Greg	1		1	1									
Meier, Dylan	5	1		1									
Snodgrass, Jeff	6	1		1									
Moreira, Jermaine	6		1	1									
Hafferty, John	4	1		1									
Norwood, Rashaad	5	1		1									
Alsop, Carlos	2	1		1									
Wilson, Cedric	6	1		1									
Johnson, James	3	1		1									
<b>TOTAL</b>	<b>6</b>	<b>256</b>	<b>161</b>	<b>417</b>	<b>46-179</b>	<b>18-109</b>	<b>7-109</b>	<b>20</b>	<b>4</b>	<b>7-9</b>	<b>9</b>	<b>2</b>	
Opponents	6	209	122	331	26.0-84	7-51	9-120	29	17	3-46	5	2	

## ■ FIELD GOALS

Player	FGM-FGA	Pct	01-19	20-29	30-39	40-49	50+	Lg	Blk
Snodgrass, Jeff	9-13	69.2	0-0	2-3	2-3	4-6	1-1	52	1
<b>TOTAL</b>	<b>9-13</b>	<b>69.2</b>	<b>0-0</b>	<b>2-3</b>	<b>2-3</b>	<b>4-6</b>	<b>1-1</b>	<b>52</b>	<b>1</b>
Opponents	5-6	83.3	0-0	2-2	3-3	0-0	0-1	0	0

## ■ FIELD GOAL SEQUENCE

Game	Kansas State	Opponents
Illinois State	38,(52),(41),(30)	(35)
Florida Atlantic	22,49,(37)	-
Marshall	(24),(22),(48)	-
Louisville	40	(25)
Baylor	(41)	50,(22)
Oklahoma State	(48)	(33),(38)

## ■ KICKOFFS

Player	o.	Yds	Avg	TB	OB	Retn	Net	YdLn
Snodgrass, Jeff	18	1119	62.2	7	0			
Parker, Jared	12	687	57.2	6	0			
<b>Total</b>	<b>30</b>	<b>1806</b>	<b>60.2</b>	<b>13</b>	<b>0</b>	<b>297</b>	<b>41.6</b>	<b>23</b>
Opponents	21	1283	61.1	9	0	414	32.8	32



# 2006 STATISTICS

6 GAMES

OVERALL: 4-2 (HOME: 4-1, ROAD: 0-1, NEUTRAL: 0-0) | BIG 12 CONFERENCE: 1-1 (HOME: 1-0, ROAD: 0-1)

## ■ GAME-BY-GAME TACKLES (UT-AT)

PLAYER	UT-AT-TT	ILS	FAU	MAR	UL	BU	OSU	NU	MU	ISU	CU	UT	KU
Archer, Brandon	26-23-49	5-8	3-3	3-2	8-1	3-7	4-2						
Diles, Zach	24-16-40	6-4	0-1	2-3	4-2	2-5	10-1						
Garvin, Byron	24-11-35	2-2	2-1	3-4	4-1	5-2	8-1						
Campbell, Ian	20-10-30	8-0	-	2-4	6-1	0-3	4-2						
Williams, Kyle	19-9-28	1-1	2-0	4-3	4-3	4-1	4-1						
McKinney, Justin	17-4-21	8-1	-	2-0	1-0	5-2	1-1						
Watts, Marcus	15-3-18	0-1	0-1	2-0	8-1	1-0	4-0						
Echols, Quintin	9-9-18	1-2	2-2	1-2	3-1	0-1	2-1						
Walker, Reggie	7-8-15	0-4	1-2	-	3-1	0-1	3-0						
Perry, Marcus	9-5-14	2-0	1-3	-	3-1	1-1	2-0						
Erker, Andrew	4-7-11	2-5	0-1	0-1	2-0	DNP	DNP						
Jackson, Rob	7-4-11	1-1	2-0	1-1	1-0	-	2-2						
Childs, Eric	5-5-10	0-1	1-1	1-0	1-0	1-0	1-3						
Mack, Maurice	4-6-10	-	2-5	0-1	1-0	1-0	-						
Baldwin, Bryan	6-4-10	0-1	0-1	2-1	4-1	DNP	DNP						
Moore, Joshua	5-5-10	-	4-2	-	-	0-2	1-1						
Moran, Alphonso	7-2-9	1-0	0-1	1-0	-	2-1	3-0						
Cline, Steven	4-3-7	1-1	-	1-1	2-1	-	-						
Roland, Justin	3-4-7	-	2-4	-	-	1-0	-						
Manu, Moses	2-4-6	DNP	0-3	-	-	1-0	1-1						
Seiler, Blake	5-1-6	-	2-1	1-0	1-0	-	1-0						
Moore, Antwon	5-1-6	-	1-1	-	2-0	1-0	1-0						
Balkcom, Brandon	2-3-5	-	2-2	-	-	0-1	-						
Herndon, Courtney	0-3-3	DNP	0-1	DNP	-	0-2	-						
Cheatham, Ray	2-1-3	0-1	1-0	-	-	DNP	1-0						
McCardle, John	1-2-3	1-0	0-2	-	-	-	-						
Diehl, Ross LB	1-2-3	-	0-1	0-1	1-0	-	-						
Johnson, Otis	1-1-2	DNP	DNP	DNP	DNP	1-1	-						
Houlik, John	1-1-2	DNP	1-1	-	-	DNP	-						
Cox, Clayton	2-0-2	DNP	2-0	DNP	-	DNP	DNP						
Anderson, Devin	1-1-2	0-1	-	DNP	-	-	1-0						

## ■ GAME-BY-GAME TACKLES FOR LOSS (TFL-YDS)

PLAYER	TFL-ATFL-TOT	ILS	FAU	MAR	UL	BU	OSU	NU	MU	ISU	CU	UT	KU
Campbell, Ian	9-2-10.0	5.0-21	-	1.5-10	2.0-12	0.5-1	1.0-4						
Diles, Zach	3-2-4.0	2.0-3	-	2.0-14	-	-	-						
Garvin, Byron	4-0-4.0	-	1.0-2	-	-	1.0-4	2.0-3						
Echols, Quintin	2-2-3.0	0.5-1	1.5-4	-	-	-	1.0-5						
Jackson, Rob	2-1-2.5	1.0-2	-	0.5-4	-	-	1.0-8						
Moore, Antwon	2-1-2.5	-	1.5-3	-	-	1.0-3	-						
Perry, Marcus	2-0-2.0	-	-	-	2.0-3	-	-						
Archer, Brandon	1-2-2.0	0.5-1	-	-	1.0-1	0.5-0	-						
Moran, Alphonso	2-0-2.0	-	-	-	-	2.0-8	-						
Childs, Eric	2-0-2.0	-	1.0-1	-	-	1.0-13	-						
Manu, Moses	1-2-2.0	DNP	1.0-3	-	-	1.0-5	-						
Watts, Marcus	2-0-2.0	-	-	1.0-8	-	-	1.0-1						
Moore, Joshua	2-0-2.0	-	2.0-8	-	-	-	-						
Cline, Steven	1-0-1.0	-	-	1.0-4	-	-	-						
Seiler, Blake	1-0-1.0	-	1.0-2	-	-	-	-						
Balkcom, Brandon	1-0-1.0	-	1.0-1	-	-	-	-						
McKinney, Justin	1-0-1.0	1.0-3	-	-	-	-	-						

## ■ GAME-BY-GAME SACKS (SACKS-YDS)

PLAYER	SKS-AS-TOT	ILS	FAU	MAR	UL	BU	OSU	NU	MU	ISU	CU	UT	KU
Campbell, Ian	6-1-6.5	3.0-17	-	0.5-5	2.0-12	-	1.0-4						
Moore, Antwon	2-0-2.0	-	1.0-2	-	-	1.0-3	-						
Childs, Eric	2-0-2.0	-	1.0-1	-	-	1.0-13	-						
Jackson, Rob	1-1-1.5	-	-	0.5-4	-	-	1.0-8						
Manu, Moses	1-0-1.0	DNP	-	-	-	1.0-5	-						
Diles, Zach	1-0-1.0	-	-	1.0-8	-	-	-						
Moran, Alphonso	1-0-1.0	-	-	-	-	1.0-6	-						
Watts, Marcus	1-0-1.0	-	-	1.0-8	-	-	-						
Faustin, Vlad	1-0-1.0	-	1.0-2	DNP	DNP	DNP	DNP						
McNeese, Rimmon	1-0-1.0	DNP	1.0-11	DNP	DNP	DNP	DNP						

# 2006 KANSAS STATE FOOTBALL



PAGE 20 • Game No. 7 vs. Nebraska

## 2006 STATISTICS

6 GAMES

OVERALL: 4-2 (HOME: 4-1, ROAD: 0-1, NEUTRAL: 0-0) | BIG 12 CONFERENCE: 1-1 (HOME: 1-0, ROAD: 0-1)

### ■ GAME-BY-GAME PASSING

JOSH FREEMAN	Att	Comp	Int	Pct	Yards	TD	Long	Sack	Yds	Effic.
Illinois State	DNP									
Florida Atlantic	4	0	1	0.0	0	0	0	0	0	-50.0
Marshall	DNP									
Louisville	10	3	0	30.0	18	0	11	2	16	45.1
at Baylor	33	11	3	33.3	196	0	68	0	0	65.0
Oklahoma State	15	10	0	66.7	177	0	43	3	25	165.8
Nebraska										
at Missouri										
Iowa State										
at Colorado										
Texas										
at Kansas										
<b>TOTALS</b>	<b>62</b>	<b>24</b>	<b>4</b>	<b>38.7</b>	<b>391</b>	<b>0</b>	<b>68</b>	<b>5</b>	<b>41</b>	<b>78.8</b>



DYLAN MEIER	Att	Comp	Int	Pct	Yards	TD	Long	Sack	Yds	Effic.
Illinois State	26	15	2	57.7	163	0	31	2	10	95.0
Florida Atlantic	20	10	0	50.0	125	2	23	0	0	135.5
Marshall	35	19	1	54.3	256	1	44	0	0	119.4
Louisville	33	14	1	42.4	121	0	18	0	0	67.2
at Baylor	22	11	0	50.0	100	0	23	0	0	88.2
Oklahoma State	DNP									
Nebraska										
at Missouri										
Iowa State										
at Colorado										
Texas										
at Kansas										
<b>TOTALS</b>	<b>136</b>	<b>69</b>	<b>4</b>	<b>50.7</b>	<b>765</b>	<b>3</b>	<b>44</b>	<b>2</b>	<b>10</b>	<b>99.4</b>



### ■ GAME-BY-GAME RUSHING (NO-YDS/TDs)

PLAYER	NO-YDS/TD	ILS	FAU	MAR	UL	BU	OSU	NU	MU	ISU	CU	UT	KU
Clayton, Thomas	67-322/3	DNP	16-89/1	18-76/1	15-119/1	18-38/0	DNP						
Patton, Leon	34-208/1	7-22/0	3-28/0	DNP	-	3-7/0	21-151/1						
Petrie, Terry	8-54/1	DNP	1-32/1	5-22/0	DNP	-	2-0/0						
Figuers, Yamon	1-38/1	-	1-38/1	-	-	-	-						
Alsop, Carlos	16-31/0	14-26/0	DNP	DNP	2-5/0	DNP	DNP						
McCardle, John	5-25/0	-	4-17/0	1-8/0	-	-	-						
Johnson, James	11-21/0	4-10/0	1--2/0	DNP	DNP	DNP	6-13/0						
Freeman, Josh	11-4/1	DNP	2-4/0	DNP	2--16/0	-	7-16/1						
Meier, Dylan	6-1/0	2--10/0	2-15/0	2--4/0	-	-	DNP						

### ■ GAME-BY-GAME RECEIVING (NO-YDS/TDs)

PLAYER	NO-YDS/TD	ILS	FAU	MAR	UL	BU	OSU	NU	MU	ISU	CU	UT	KU
Moreira, Jermaine	16-328/2	1-5/0	3-40/1	4-95/1	2-15/0	2-78/0	4-95/0						
Nelson, Jordy	17-221/0	4-62/0	-	5-71/0	4-39/0	4-49/0	-						
Figuers, Yamon	14-212/0	2-16/0	2-24/0	2-24/0	2-25/0	4-101/0	2-22/0						
Norwood, Rashaad	20-170/0	5-53/0	3-40/0	5-50/0	DNP	7-27/0	-						
Mastrud, Jeron	6-59/0	1-13/0	1-7/0	1-6/0	2-25/0	1-8/0	DNP						
Clayton, Thomas	8-48/0	DNP	-	1-3/0	5-34/0	2-11/0	DNP						
Patton, Leon	2-40/0	1-7/0	-	DNP	-	-	1-33/0						
Gonzalez, Daniel	2-34/1	DNP	1-14/1	DNP	-	-	1-20/0						
Wilson, Cedric	2-22/0	-	-	-	-	2-22/0	-						
Raymer, Donald	2-8/0	-	-	1-7/0	-	-	1-1/0						
Alsop, Carlos	2-7/0	1-7/0	DNP	DNP	1-0/0	DNP	DNP						
McCardle, John	1-6/0	-	-	-	-	-	1-6/0						
Pooschke, Mike	1-1/0	DNP	-	-	1-1/0	DNP	-						



# 2006 KANSAS STATE FOOTBALL

PAGE 21 • Game No. 7 vs. Nebraska

## ■ GAME-BY-GAME SUMMARIES

GAME	Final Score	Score By Quarter				First Downs				Rushing			Passing			Total Offense		Punting	Fumbles	Penalty	Third Downs	Average F.Pos	Total ToP
		1	2	3	4	Ru	Pa	Pn	Tot	Att	Yds	TD	A-C-I	Yds	TD	Att	Yds	No-Avg	No-Lost	No-Yds			
K-State	24	0	10	3	11	5	8	0	13	28	44	0	26-15-2	163	0	54	207	3-39.7	1-0	5-49	5-13	KS 41	26:09
Illinois St.	23	3	0	7	13	7	11	2	20	34	93	0	38-24-1	253	3	72	346	4-36.0	1-1	1-7	9-17	ILS 24	33:51
K-State	45	14	10	7	14	8	6	4	18	30	221	3	24-10-1	125	2	54	346	2-34.5	0-0	5-54	6-13	KS 49	24:36
FAU	0	0	0	0	0	4	7	2	13	42	59	0	25-12-1	141	0	67	200	6-37.0	2-0	12-110	2-15	FAU 27	35:24
K-State	23	7	3	6	7	6	10	3	19	27	99	1	35-19-1	256	1	62	355	4-20.5	2-1	14-116	8-15	KS 40	28:46
Marshall	7	0	7	0	0	3	3	2	8	22	50	0	28-16-2	92	0	50	142	7-32.9	2-1	9-72	3-13	MAR 26	31:14
K-State	6	0	0	0	6	3	9	1	13	19	108	1	45-17-2	139	0	64	247	8-41.2	1-0	7-57	3-16	KS 33	24:21
Louisville	24	7	3	7	7	11	8	3	22	42	228	2	26-18-1	173	1	68	401	4-39.5	3-2	4-39	5-12	UL 31	35:39
K-State	3	0	3	0	0	4	8	0	12	21	45	0	55-22-3	296	0	76	341	10-45.3	2-2	11-84	3-19	KS24	27:40
Baylor	17	7	0	10	0	1	11	1	13	19	18	0	47-26-1	294	2	66	312	9-52.1	4-3	5-66	5-17	B33	32:20
K-State	31	0	10	7	14	7	7	0	14	36	180	2	15-10-0	177	0	51	357	4-43.0	0-0	5-33	2-10	KS 34	28:00
Okla. St.	27	0	3	17	7	10	7	2	19	41	193	1	22-14-1	138	2	63	331	5-35.4	1-0	3-15	3-12	OS 31	32:00
K-State																							
Nebraska																							
K-State																							
Missouri																							
K-State																							
Iowa St.																							
K-State																							
Colorado																							
K-State																							
Texas																							
K-State																							
Kansas																							

## ■ AVERAGE STARTING FIELD POSITION

	Total Drives	Total Yd. Line	Average Field Pos.	Started in Opp.	Total Scores	TD	FG	MFG	Punts	Downs	TO	Clock	Total Points
Total	78	2947	KS 38	15	24	15	9	4	31	5	13	4	132
Opponents	80	2407	Own 30	11	16	11	5	1	35	7	12	8	91

## ■ GAME-BY-GAME OFFENSIVE STARTERS

OPPONENT	WR	LT	LG	C	RG	RT	TE	QB	FB	TB	WR
Illinois State	Nelson	Stringer	Wafford	Bedore	Spexarth	Frieson	Norwood	Meier	Mastrud (te)	Alsup	Figurs
Florida Atlantic	Nelson	Frieson	Wafford	Bedore	Spexarth	Stringer	Norwood	Meier	Mastrud (te)	Clayton	Figurs
Marshall	Nelson	Frieson	Wafford	Bedore	Hafferty	Stringer	Norwood	Meier	Moreira (wr)	Clayton	Figurs
Louisville	Nelson	Frieson	Wafford	Voegeli	Hafferty	Stringer	Mastrud	Meier	Alsup	Clayton	Figurs
at Baylor	Nelson	Frieson	Wafford	Bedore	Spexarth	Stringer	Norwood	Meier	Mastrud (te)	Clayton	Figurs
Oklahoma St.	Pooschke (te)	Wafford	Handy	Rooker	Unruh	Stringer	Norwood	Freeman	Raymer	Patton	Figurs
Nebraska											
at Missouri											
Iowa State											
at Colorado											
Texas											
at Kansas											

## ■ GAME-BY-GAME DEFENSIVE STARTERS

OPPONENT	RE	NT	DT	LE	SLB	MLB	WLB	CB	FS	SS	CB
Illinois State	Jackson	Cline	Seiler	Campbell	Walker	Diles	Archer	McKinney	Erker	Williams, K.	Baldwin
Florida Atlantic	Jackson	Cline	Seiler	Campbell	Perry	Diles	Archer	Garvin	Erker	Williams, K.	Baldwin
Marshall	Jackson	Cline	Seiler	Campbell	Perry	Diles	Archer	McKinney	Erker	Williams, K.	Baldwin
Louisville	Jackson	Cline	Seiler	Campbell	Walker	Diles	Archer	McKinney	Erker	Williams, K.	Baldwin
at Baylor	Jackson	Echols	Seiler	Campbell	Walker	Diles	Archer	McKinney	Watts	Williams, K.	Garvin
Oklahoma St.	Childs	Echols	Moran	Campbell	Walker	Diles	Archer	McKinney	Watts	Williams, K.	Garvin
Nebraska											
at Missouri											
Iowa State											
at Colorado											
Texas											
at Kansas											

# 2006 KANSAS STATE FOOTBALL



PAGE 22 • Game No. 7 vs. Nebraska

## ■ SCORING DRIVES - KANSAS STATE

OPPONENT	No. of Plays	Total Yards	Drive Time	Type of Score	Score Time/Qtr	Drive Start	Scoring Play
Illinois State	13	59	4:52	FG	2nd/4:54	KS 7	Snodgrass 52 field goal
Illinois State	--	--	--	TD	2nd/1:55	--	Figurs 81 punt return
Illinois State	7	10	3:28	FG	3rd/4:35	ILS 34	Snodgrass 41 field goal
Illinois State	10	45	4:10	FG	4th/8:36	KS 42	Snodgrass 30 field goal
Illinois State	--	--	--	TD	4th/8:25	--	Garvin 9 fumble rec
Florida Atlantic	--	--	0:18	TD	1st/14:42	--	McKinney 88 kickoff ret.
Florida Atlantic	8	83	3:15	TD	1st/8:33	KS 17	Figurs 38 run
Florida Atlantic	3	25	1:54	TD	2nd/11:58	FAU 25	Moreira 21 rec / Meier
Florida Atlantic	7	14	3:37	FG	2nd/3:55	FAU 34	Snodgrass 37 field goal
Florida Atlantic	9	66	3:38	TD	3rd/5:02	KS 34	Clayton 2 run
Florida Atlantic	6	66	2:16	TD	4th/14:54	KS 34	Gonzalez 14 rec / Meier
Florida Atlantic	2	27	0:37	TD	4th/5:36	FAU 27	Petrie 32 run
Marshall	2	28	0:40	TD	1st/9:42	MAR 28	Clayton 3 run
Marshall	11	44	5:13	FG	2nd/0:19	KS 50	Snodgrass 24 field goal
Marshall	12	76	4:46	FG	3rd/7:56	KS 19	Snodgrass 22 field goal
Marshall	6	37	1:15	FG	3rd/1:03	KS 32	Snodgrass 48 field goal
Marshall	6	66	3:02	TD	4th/4:15	KS 34	Moreira 44 rec / Meier
Louisville	4	80	0:57	TD	4th/13:22	KS 20	Clayton 69 run
Baylor	6	17	2:10	FG	2nd/2:06	BU 41	Snodgrass 41 field goal
Oklahoma State	--	--	--	TD	2nd/11:15	OS 21	Gonzalez 21 fumble rec
Oklahoma State	9	42	3:57	FG	2nd/3:36	KS 27	Snodgrass 48 field goal
Oklahoma State	--	--	0:19	TD	3rd/5:17	--	Patton 95 kickoff return
Oklahoma State	6	92	1:21	TD	4th/3:04	KS 8	Patton 1 run
Oklahoma State	3	58	0:43	TD	4th/1:11	KS 42	Freeman 21 run

## ■ SCORING DRIVES - OPPONENTS

OPPONENT	No. of Plays	Total Yards	Drive Time	Type of Score	Score Time/Qtr	Drive Start	Scoring Play
Illinois State	11	53	4:41	FG	1st/9:42	ILS 29	Mazur 35 field goal
Illinois State	7	86	2:35	TD	3rd/12:25	ILS 14	Robinson, L. 4 rec / Drone
Illinois State	13	80	7:00	TD	4th/12:35	ILS20	Robinson, L. 2 rec / Drone
Illinois State	11	47	5:23	TD	4th/3:02	KS 47	Jackson, P. 3 rec / Drone
Marshall	--	--	--	TD	2nd/9:16	--	Johnson 17 block punt ret
Louisville	12	97	6:34	TD	1st/8:26	UL 3	Douglas 19 rec / Cantwell
Louisville	4	7	2:14	FG	2nd/4:17	KS 15	Carmody 25 field goal
Louisville	8	72	3:01	TD	3rd/10:11	UL 28	Stripling 1 run
Louisville	3	54	0:57	TD	4th/14:19	UL 46	Bolen 17 run
Baylor	5	90	2:12	TD	1st/2:35	BU 10	Shelton 75 rec / Bell
Baylor	7	33	2:59	TD	3rd/10:13	KS 33	Zeigler 11 rec / Bell
Baylor	5	16	2:32	FG	3rd/2:14	KS 21	Havens 22 field goal
Oklahoma State	8	64	3:42	FG	2nd/7:33	OS 20	Ricks 33 field goal
Oklahoma State	8	60	3:26	FG	3rd/11:34	OS 20	Ricks 38 field goal
Oklahoma State	7	27	3:17	TD	3rd/5:36	KS 27	Pettigrew 2 rec / Reid
Oklahoma State	1	11	0:34	TD	3rd/4:43	KS 11	Toston 11 run
Oklahoma State	7	80	2:47	TD	4th/10:48	OS 20	Johnson 1 rec / Reid



# 2006 KANSAS STATE FOOTBALL

PAGE 23 • Game No. 7 vs. Nebraska

## DRIVES SUPERLATIVES

Most Plays/Result	KANSAS STATE 13/FG vs. Ill St.	OPPONENT 16/Downs by FAU
Most Yards/Result	92/ TD vs. OSU	97/TD by UL
Most Time/Result	6:12/ Miss FG vs. Ill St.	7:00/TD by Ill. St.

## DRIVE CHART (NO. OF DRIVES/TD/FG)

Drive Start Result	1-9 NO/TD/FG	10-19 NO/TD/FG	20-29 NO/TD/FG	30-39 NO/TD/FG	40-49 NO/TD/FG	50+ NO/TD/FG
Illinois St.	1/0/1	0/0/0	2/0/0	2/0/0	2/0/1	3/0/1
FAU	0/0/0	2/1/0	0/0/0	3/2/0	2/0/0	4/2/1
Marshall	0/0/0	2/0/1	2/0/0	2/1/1	1/0/0	5/1/1
Louisville	1/0/0	1/0/0	5/1/0	2/0/0	2/0/0	3/0/0
at Baylor	4/0/0	2/0/0	6/0/0	3/0/0	2/0/0	1/0/1
Okla. St.	1/1/0	0/0/0	5/0/1	1/0/0	2/1/0	1/1/0
Nebraska						
at Missouri						
Iowa State						
at Colorado						
Texas						
at Kansas						

## 3-AND-OUT

	Kansas State Drives/3-and-out	Opponent Drives/3-and-out
Illinois St.	10/2	11/2
FAU	12/2	13/5
Marshall	12/2	12/4
Louisville	14/4	14/2
at Baylor	18/7	18/5
Okla. St.	10/1	12/3
Nebraska		
at Missouri		
Iowa State		
at Colorado		
Texas		
at Kansas		

## THIRD-DOWN CONVERSIONS (INCLUDES 3RD-AND-GOAL SITUATIONS)

BY QUARTER	1	2	3	4	TOTAL
Kansas State	5-20	8-24	8-22	7-21	28-87
PCT.	.250	.333	.364	.333	.322
Opponents	9-21	6-23	7-19	6-24	28-87
PCT.	.429	.261	.368	.250	.322
BY YARDAGE	1-3	4-6	7-10	11+	TOTAL
Kansas State	9-21	8-18	9-30	2-18	28-87
PCT.	.429	.444	.300	.111	.322
Opponents	8-17	11-28	6-25	3-17	28-87
PCT.	.471	.393	.240	.176	.322

WHO CONVERTS FOR K-STATE: Moreira 7, Clayton 6, Figs 5, Nelson 4, Norwood 3, Alsup 1, Freeman 1, Penalty 1.

## SCORING DRIVE ANALYSIS

Yardage	KANSAS STATE		OPPONENTS	
	TD	FG	TD	FG
No Drive	4	0	1	0
Minus Yds.	0	0	0	0
0-9	0	0	0	1
10-19	0	3	1	1
20-29	3	0	1	0
30-39	0	1	1	0
40-49	0	3	1	0
50-59	1	1	1	1
60-69	3	0	0	2
70-79	0	1	1	0
80-89	2	0	3	0
90-99	1	0	2	0

## GAME-OPENING DRIVES

Opponent	KANSAS STATE			OPPONENTS		
	Pts.	1st Dns.	Yds.	Pts.	1st Dns.	Yds.
Illinois St.	0	0	0	3	4	53
FAU	7	3	83	0	1	16
Marshall	7	1	28	0	1	20
Louisville	0	0	0	7	6	97
at Baylor	0	1	12	0	1	-11
Okla. St.	0	1	13	0	0	-6
Nebraska						
at Missouri						
Iowa State						
at Colorado						
Texas						
at Kansas						

## SECOND HALF-OPENING DRIVES

Opponent	KANSAS STATE			OPPONENTS		
	Pts.	1st Dns.	Yds.	Pts.	1st Dns.	Yds.
Illinois St.	0	1	33	7	2	86
FAU	7	3	66	0	3	59
Marshall	3	5	76	0	0	9
Louisville	0	0	9	7	4	72
at Baylor	0	0	4	7	3	33
Okla. St.	0	1	21	3	3	60
Nebraska						
at Missouri						
Iowa State						
at Colorado						
Texas						
at Kansas						

## RED ZONE (INSIDE THE 20)

Opponent	Score	# of Times Inside Opp. 20	Times Scored	Total Pts	Total TDs	Rush TDs	Pass TDs	FGs Made	<----- Failed to score inside opp. 20 ----->					
									FGA	Downs	Int	Fumb	Half	Game
Illinois St.	24-23	4	2	6	0	0	0	2	1	0	0	0	1	0
FAU	45-0	4	3	17	2	1	1	1	1	0	0	0	0	0
Marshall	23-7	4	3	13	1	1	0	2	0	0	0	0	0	1
Louisville	6-24	2	0	0	0	0	0	0	1	0	1	0	0	0
at Baylor	3-17	1	0	0	0	0	0	0	0	0	0	1	0	0
Oklahoma State	31-27	2	1	7	1	1	0	0	0	1	0	0	0	0
Nebraska														
at Missouri														
Iowa State														
at Colorado														
Texas														
at Kansas														
<b>Totals</b>		<b>17</b>	<b>9</b>	<b>43</b>	<b>4</b>	<b>3</b>	<b>1</b>	<b>5</b>	<b>3</b>	<b>1</b>	<b>1</b>	<b>1</b>	<b>2</b>	<b>0</b>
Opponents		18	15	84	10	3	7	5	0	1	1	0	1	1

Season Percentage - Overall: 9 of 17 (52.9%)

Season Percentage - Touchdowns: 4 of 17 (23.5%)

Season Percentage - Field Goals: 5 of 17 (29.4%)

Season Percentage - Failed to Score: 8 of 17 (47.1%)

# 2006 KANSAS STATE FOOTBALL



PAGE 24 • Game No. 7 vs. Nebraska

## ■ LONGEST PLAYS (20+ YARDS)

### KANSAS STATE

Yards	Opponent	Play/Situation/Result
69	Louisville	Clayton 69 run (TD)
68	Baylor	Figuers 68 pass from Freeman (fumble)
55	Baylor	Moreira 55 pass from Freeman (1st and 10 at BU 24)
44	Marshall	Moreira 44 pass from Meier (TD)
43	Oklahoma St.	Moreira 43 pass from Freeman (1st and 10 at OS 1)
40	Oklahoma St.	Patton 40 run (1st and 10 at OS 5)
38	Florida Atlantic	Figuers 38 run (TD)
35	Oklahoma St.	Patton 35 run (1st and 10 on OS 38)
33	Oklahoma St.	Patton 33 pass from Freeman (1st and 10 at OS 41)
32	Florida Atlantic	Petrie 32 run (TD)
31	Illinois St.	Nelson 31 pass from Meier (1st and 10 at ISU 41)
31	Oklahoma St.	Moreira 31 pass from Freeman (1st and 10 at OS 44)
29	Florida Atlantic	Clayton 29 run (1st and Goal at FAU 9)
28	Marshall	Moreira 28 pass from Meier (1st and 10 at MAR 31)
27	Florida Atlantic	Patton 27 run (1st and 10 at FAU 30)
25	Marshall	Nelson 25 pass from Meier (1st and Goal at MAR 3)
23	Baylor	Moreira 23 pass from Meier (1st and 10 at BU 18)
23	Florida Atlantic	Norwood 23 pass from Meier (1st and 10 at FAU 34)
21	Illinois St.	Norwood 21 pass from Meier (1st and 10 at ISU 22)
21	Florida Atlantic	Moreira 21 pass from Meier (TD)
21	Oklahoma St.	Patton 21 run (1st and 10 at KS 47)
21	Oklahoma St.	Freeman 21 run (TD)
20	Oklahoma St.	Gonzalez 20 pass from Freeman (1st and 10 at OS 38)

No. of plays from scrimmage, 20+ yards: 23 (9 run/14 pass)

No. of plays from scrimmage, 40+ yards: 6 (2 run/4 pass)

Returns	Opponent	Player
Kickoff	Oklahoma St.	Patton 95 yards (TD)
Punt	Illinois St.	Figuers 81 yards (TD)
Interception	Louisville	Watts 68 yards (1st and 10 at UL 19)
Fumble	None	

No. of returns 20+ yards: 11 (6 KR/2 PR/3 Int)

No. of returns 40+ yards: 4 (2 KR/1 PR/1 Int)

### OPPONENTS

Yards	Opponent	Play/Situation/Result
75	Baylor	Shelton 75 pass from Bell (TD)
70	Illinois St.	Jackson 70 pass from Drone (1st and Goal at KS 6)
47	Florida Atlantic	Bonner 47 pass from Clayton (1st and 10 at KS 35)
39	Louisville	Harris 39 run (1st and 10 on KS 28)
31	Oklahoma St.	Pettigrew 31 pass from Reid (1st and 10 at KS 19)
30	Oklahoma St.	Toston 30 run (1st and 10 at 50)
29	Oklahoma St.	Bowman 29 pass from Reid (1st and 10 at KS 24)
26	Baylor	Zeigler 26 pass from Bell (1st and 10 on KS 35)
26	Louisville	Bolen 26 run (1st and 10 on KS 26)
24	Illinois St.	Rourke 24 pass from Drone (1st and 10 at KS 27)
24	Florida Atlantic	Simeon pass from Clayton (1st and 10 at FAU 32)
23	Marshall	Fitzgerald pass from Morris (1st and 10 at KS 49)
22	Illinois St.	Robinson 22 pass from Drone (1st and 10 at 50)
22	Florida Atlantic	Holley 22 pass from Smith (1st and 10 at KS 37)
22	Louisville	Douglas 22 pass from Cantwell (1st and 10 at KS 32)
21	Marshall	Bradshaw 21 run (1st and 10 at KS 43)
21	Oklahoma St.	Hamilton 31 run (1st and 10 at KS 20)

No. of plays from scrimmage, 20+ yards: 17 (5 run/12 pass)

No. of plays from scrimmage, 40+ yards: 3 (0 run/3 pass)

Returns	Opponent	Player
Kickoff	Oklahoma St.	Jones 89 yards (1st and 10 on KS 11)
Punt	Oklahoma St.	Cox 63 yards (1st and 10 on KS 27)
Interception	Louisville	Russell 53 yards (1st and 10 on KS 15)
Fumble	None	

No. of returns 20+ yards: 7 (4 KOR/1 PR/2 Int)

No. of returns 40+ yards: 4 (2 KOR/1 PR/1 Int)



## ■ KANSAS STATE SUPERLATIVES

### INDIVIDUAL

**Longest Rush:** 69, Thomas Clayton vs. Louisville  
**Longest Touchdown Run:** 69, Thomas Clayton vs. Louisville  
**Longest Pass:** 68, Josh Freeman to Yamon Figurs vs. Baylor  
**Longest TD Pass:** 44, Jermaine Moreira vs. Marshall  
**Longest Punt Return:** 81, Yamon Figurs vs. Illinois St.  
**Longest Kickoff Return:** 95, Leon Patton vs. Oklahoma St.  
**Longest Interception:** 68, Marcus Watts vs. Louisville  
**Most Punts:** 10, Tim Reyer vs. Baylor  
**Longest Punt:** 65, Tim Reyer vs. Baylor  
**Highest Punt Average:** 45.3, Tim Reyer vs. Baylor  
**Longest Field Goal:** 52, Jeff Snodgrass vs. Illinois St.  
**Most Field Goals:** 3, Jeff Snodgrass vs. Illinois St. and Marshall  
**Most TDs Rushing:** 1, 5 players  
**Most TDs Receiving:** 1, Jermaine Moreira vs. FAU and Marshall; Daniel Gonzalez vs. FAU  
**Most TDs Passing:** 2, Dylan Meier vs. Florida Atlantic  
**Most Rushing Attempts:** 21, Leon Patton vs. Oklahoma State  
**Most Yards Rushing:** 151, Leon Patton vs. Oklahoma State  
**Most Pass Attempts:** 35, Dylan Meier vs. Marshall  
**Most Pass Completions:** 19, Dylan Meier vs. Marshall  
**Most Yards Passing:** 256, Dylan Meier vs. Marshall  
**Most Receptions:** 7, Rashaad Norwood vs. Baylor  
**Most Yards Receiving:** 101, Figurs vs. Baylor  
**Most Total Offense:** 252, Dylan Meier vs. Marshall  
**Most All-Purpose Yards:** 218, Yamon Figurs vs. Illinois St.  
**Most Interceptions:** 1, seven times  
**Most Tackles:** 13, Brandon Archer vs. Illinois St.  
**Most Solo Tackles:** 9, Brandon Archer vs. Illinois St.; Justin McKinney vs. Illinois St.  
**Most Quarterback Sacks:** 3, Ian Campbell vs. Illinois St.  
**Most Tackles for Loss:** 5, Ian Campbell vs. Illinois St.  
**Most Passes Broken Up:** 2, Justin McKinney vs. Illinois St., K. Williams vs. Baylor  
*\* School Record*

### TEAM

	High		Low	
Rushes	36	(Oklahoma State)	19	(Louisville)
Yards Rushing	221	(Florida Atlantic)	44	(Illinois St.)
TD Rushes	3	(Florida Atlantic)	0	(ILS, BU)
Pass Attempts	55	(Baylor)	15	(Oklahoma State)
Pass Completions	22	(Baylor)	10	(FAU, OSU)
Yards Passing	296	(Baylor)	125	(Florida Atlantic)
TD Passes	2	(Florida Atlantic)	0	(ILS, UL, BU, OSU)
Total Plays	76	(Baylor)	51	(Oklahoma State)
Total Offense	357	(Oklahoma State)	207	(Illinois St.)
Points	45	(Florida Atlantic)	3	(Baylor)
Sacks By	4	(Florida Atlantic, Baylor)	2	(Louisville, OSU)
First Downs	19	(Marshall)	12	(Baylor)
Penalties	14	(Marshall)	5	(ILS, FAU, OSU)
Penalty Yards	116	(Marshall)	33	(Oklahoma State)
Turnovers	5	(Baylor)	0	(Oklahoma State)
Interceptions By	2	(Marshall)	1	(5 Times)

## ■ OPPONENT SUPERLATIVES

### INDIVIDUAL

**Longest Rush:** 39, Nate Harris, Louisville  
**Longest Touchdown Run:** 17, Brock Bolen, Louisville  
**Longest Pass:** 75, Shawn Bell to Trent Shelton, Baylor  
**Longest TD Pass:** 75, Shawn Bell to Trent Shelton, Baylor  
**Longest Punt Return:** 63, Perrish Cox, Oklahoma State  
**Longest Kickoff Return:** 89, Grant Jones, Oklahoma State  
**Longest Interception:** 53, Jon Russell, Louisville  
**Most Punts:** 9, Daniel Sepulveda, Baylor  
**Longest Punt:** 78, Daniel Sepulveda, Baylor  
**Highest Punt Average:** 52.1, Daniel Sepulveda, Baylor  
**Longest Field Goal:** 38, Jason Ricks, Oklahoma State  
**Most Field Goals:** 2, Jason Ricks, Oklahoma State  
**Most TDs Rushing:** 1, Brock Bolen, UL; George Stripling, UL; Keith Toston, OSU  
**Most TDs Receiving:** 2, Laurent Robinson, Illinois St.  
**Most TDs Passing:** 3, Luke Drone, Illinois St.  
**Most Rushing Attempts:** 29, Pierre Rembert, Illinois St.  
**Most Yards Rushing:** 109, Keith Toston, Oklahoma State  
**Most Pass Attempts:** 46, Shawn Bell, Baylor  
**Most Pass Completions:** 25, Shawn Bell, Baylor  
**Most Yards Passing:** 282, Shawn Bell, Baylor  
**Most Receptions:** 9, Laurent Robinson, Illinois St.  
**Most Yards Receiving:** 107, Trent Shelton, Baylor  
**Most Total Offense:** 261, Shawn Bell, Baylor  
**Most All-Purpose Yards:** 261, Shawn Bell, Baylor  
**Most Interceptions:** 2, Tom Nelson, Illinois St.; Dwain Crawford, Baylor  
**Most Tackles:** 15, Cameron Siskowic, Illinois St.  
**Most Solo Tackles:** 14, Cameron Siskowic, Illinois St.  
**Most Quarterback Sacks:** 2, Victor DeGrate, Oklahoma State  
**Most Tackles for Loss:** 3.0, Victor DeGrate, Oklahoma State  
**Most Passes Broken Up:** 2, Ronnie Tate, Illinois St.; Ian Hoskins, Marshall; C.J. Wilson 2  
*\* School Record*

### TEAM

	High		Low	
Rushes	42	(FAU, UL)	19	(Baylor)
Yards Rushing	228	(Louisville)	18	(Baylor)
TD Rushes	2	(Louisville)	0	(ILS, FAU, MAR, BU)
Pass Attempts	47	(Baylor)	22	(Oklahoma State)
Pass Completions	26	(Baylor)	12	(Florida Atlantic)
Yards Passing	294	(Baylor)	92	(Marshall)
TD Passes	3	(Illinois St.)	0	(FAU, MAR)
Total Plays	72	(Illinois St.)	50	(Marshall)
Total Offense	401	(Louisville)	142	(Marshall)
Points	27	(Oklahoma St.)	0	(Florida Atlantic)
Sacks By	3	(Oklahoma St.)	0	(FAU, MAR, BU)
First Downs	22	(Louisville)	8	(Marshall)
Penalties	12	(Florida Atlantic)	1	(Illinois St.)
Penalty Yards	110	(Florida Atlantic)	7	(Illinois St.)
Turnovers	3	(MAR, UL)	1	(Florida Atlantic, BU)
Interceptions By	3	(Baylor)	1	(FAU, MAR)

## ■ TURNOVERS

**Takeaways (Fum/Int):** 14 (8/6)  
**Giveaways (Fum/Int):** 12 (3/9)  
**Difference:** +2 (.333 per game)  
**Points Off Turnovers**  
 Kansas State 24  
 Opponents 16  
**Points Off Turnovers Per Game**  
 Kansas State 4.8  
 Opponents 3.2

## ■ KICKOFFS

**Kickoffs:** 30  
**Touchbacks (pct.):** 13 (43.3)  
**Fair Catches:** 0  
**Downed Kicks:** 0  
**Out of Bounds:** 0  
**On-Side Kicks (No./Recovered by KS):** 1/1  
**Opponent Returns (No.-Yds./Avg):** 15-293/19.5  
**Opponent Touchdowns:** 0

## ■ KICKOFF RETURNS

**Kickoffs:** 21  
**Touchbacks (pct.):** 8 (38.1)  
**Fair Catches:** 0  
**Downed Kicks:** 0  
**Out of Bounds:** 0  
**On-Side Kicks (No./Recovered by Opp):** 1/0  
**K-State Returns (No.-Yds./Avg):** 13-418/ 32.2  
**K-State Touchdowns:** 2

# 2006 KANSAS STATE FOOTBALL

PAGE 26 • Game No. 7 vs. Nebraska



## GAME NO. 1

ILLINOIS STATE	23
KANSAS STATE	24

Bill Snyder Family Stadium • Manhattan, Kan.  
Sept. 2, 2006 • Attendance: 47,250

**MANHATTAN, Kan.** — Kansas State scored two special teams touchdowns and stopped Illinois State quarterback Luke Drone on a 2-point conversion in the final minutes to preserve a 24-23 victory Saturday night in the head coaching debut of Ron Prince.

Trailing 17-16 with 8:25 to go, Marcus Perry popped the ball out of the arms of Illinois State's Jason Horton and into the hands of cornerback Byron Garvin, who sprinted 9 yards into the end zone to give the Wildcats the lead.

Dylan Meier hit tight end Rashaad Norwood for the 2-point conversion to make it 24-17, but the Redbirds came right back.

Driving 47 yards in just over 5 minutes, Drone hit a wide open Pierre Jackson in the corner of the end zone to pull within 24-23 with 3:02 to go. But the Wildcats stuffed Drone's run on the ensuing 2-point attempt to preserve the victory.

Meier threw for 163 yards and Jeff Snodgrass connected on three field goals for the Wildcats, who won their 17th straight season opener.

Drone finished with 253 yards passing and three touchdowns, including a 3-yard fade pass to Laurent Robinson that gave the Redbirds a 17-13 lead with 12:35 to go.

The Redbirds marched 53 yards in 11 plays, setting up Kevin Mazur's 35-yard field goal for an early 3-0 lead.

Kansas State got on the board when Snodgrass hit a 52-yard field goal with 4:54 to go before halftime, which capped a 13-play, 59-yard drive.

Illinois State appeared headed for halftime tied at 3-3 when Figurs took a punt return up the sideline and raced 81 yards for a touchdown to give the Cats a 10-3 halftime lead.

GAME 1 • SCORE BY QUARTERS	1	2	3	4	F
Illinois State .....	3	0	7	13	—
Kansas State.....	0	10	3	11	—

### SCORING SUMMARY

#### FIRST QUARTER

ILS - FG Mazur 35 yd, 9:42

#### SECOND QUARTER

KS - FG Snodgrass 52 yd, 4:54

KS - Figurs 81 yd punt return (Snodgrass kick), 1:55

#### THIRD QUARTER

ILS - Robinson 4 yd pass from Drone (Mazur kick), 12:25

KS - FG Snodgrass 41 yd, 4:35

#### FOURTH QUARTER

ILS - Robinson 2 yd pass from Drone (Mazur kick), 8:36

KS - FG Snodgrass 30 yd, 4:35

KS - Garvin 9 yd fumble return (Norwood pass fr Meier), 8:25

ILS - Jackson 3 yd pass from Drone (Drone rush failed), 3:02

TEAM STATISTICS	ILS	KS
FIRST DOWNS.....	20	13
RUSHES-YARDS (NET).....	34-93	28-44
PASSING YARDS (NET).....	253	163
Att-Comp-Int .....	38-24-1	26-15-2
TOTAL OFFENSE PLAYS-YARDS.....	72-346	54-207
Fumble Returns-Yards .....	0-0	1-9
Punt Returns-Yards.....	0-0	2-89
Kickoff Returns-Yards.....	4-63	4-113
Interception Returns-Yards.....	2-29	1-0
Punts (Number-Avg) .....	4-36.0	3-39.7
Fumbles-Lost .....	1-1	1-0
Penalties-Yards .....	1-7	5-49
Possession Time .....	33:51	26:09
Third-Down Conversions .....	9 of 17	5 of 13
Sacks By: Number-Yards .....	2-10	3-17
Field Goals .....	1-1	3-4

**RUSHING:** Illinois State - Rembert, Pierre 29-105; Robinson, Lauren 1-5; Drone, Luke 4-minus 17. Kansas State - Alsup, Carlos 14-26; Patton, Leon 7-22; Johnson, James 4-10; TEAM 1-minus 4; Meier, Dylan 2-minus 10.

**PASSING:** Illinois State - Drone, Luke 24-38-1-253. Kansas State - Meier, Dylan 15-26-2-163.

**RECEIVING:** Illinois State - Robinson, Lauren 9-77; Mordis, Dave 4-31; Rembert, Pierre 4-12; Jackson, Pierre 3-88; Horton, Jason 3-21; Rourke, Jake 1-24. Kansas State - Norwood, Rashaad 5-53; Nelson, Jordy 4-62; Figurs, Yamon 2-16; Mastrud, Jeron 1-13; Alsup, Carlos 1-7; Patton, Leon 1-7; Moreira, Jerm. 1-5.

## GAME NO. 2

FLORIDA ATLANTIC	0
KANSAS STATE	45

Bill Snyder Family Stadium • Manhattan, Kan.  
Sept. 9, 2006 • Attendance: 43,953

**MANHATTAN, Kan.** — Justin McKinney became the first Kansas State player in 70 years to run back an opening kickoff for a touchdown, and the Wildcats went on to roll Florida Atlantic 45-0 at Bill Snyder Family Stadium.

McKinney sprinted to his right and went 88 yards down the sideline for K-State's first game-opening score since Red Elder's TD return in a 6-6 tie at Oklahoma in 1936.

Dylan Meier threw for 125 yards and two touchdowns for the Wildcats. It was the first shutout for Kansas State since a 45-0 win over Iowa State on Nov. 8, 2003.

All told, Kansas State rolled up 346 yards on the Owls. The Wildcats' defense, meanwhile, had three sacks and nine other tackles for loss, holding FAU to just 200 yards.

Thomas Clayton returned to the lineup to rush for 89 yards and score and seven other Wildcats pitched in as K-State ground out 221 yards on the ground.

The final scoring margin could have been worse for Florida Atlantic. Jeff Snodgrass missed field-goal attempts of 22 and 49 yards before hitting a 37-yarder late in the second quarter for a 24-0 lead.

Snodgrass' second miss, early in the second, didn't hurt the Wildcats much. On the next snap, Bryan Baldwin intercepted Rusty Smith's pass and returned it 21 yards to set up Meier's 21-yard TD throw to Jermaine Moreira that made it 21-0.

Meier came out early in the fourth quarter, after throwing a 14-yard touchdown pass to Daniel Gonzalez for a 38-0 lead.

Yamon Figurs' galloped 38 yards on reverse for K-State's first offensive touchdown of the season a 14-0 Wildcat lead midway through the first quarter. Clayton's 2-yard touchdown run put Kansas State up 31-0 in the third quarter, and Terry Petrie's 32-yard TD carry in the fourth closed out the Wildcats' scoring.

GAME 2 • SCORE BY QUARTERS	1	2	3	4	F
Florida Atlantic .....	0	0	0	0	—
Kansas State.....	14	10	7	14	—

### SCORING SUMMARY

#### FIRST QUARTER

KS - McKinney 88 yd kickoff return (Snodgrass kick), 14:42

KS - Figurs 38 yd run (Snodgrass kick), 8:33

#### SECOND QUARTER

KS - Moreira 21 yd pass from Meier (Snodgrass kick), 11:58

KS - FG Snodgrass 37 yd, 3:55

#### THIRD QUARTER

KS - Clayton 2 yd run (Snodgrass kick), 5:02

#### FOURTH QUARTER

KS - Gonzalez 14 yd pass from Meier (Snodgrass kick), 14:54

KS - Petrie 32 yd run (Schwerdt kick), 5:02

TEAM STATISTICS	FA	KS
FIRST DOWNS.....	13	18
RUSHES-YARDS (NET).....	42-59	30-221
PASSING YARDS (NET).....	141	125
Att-Comp-Int .....	25-12-1	24-10-1
TOTAL OFFENSE PLAYS-YARDS.....	67-200	54-346
Fumble Returns-Yards .....	0-0	0-0
Punt Returns-Yards.....	0-0	2-2
Kickoff Returns-Yards .....	6-89	1-88
Interception Returns-Yards.....	1-3	1-21
Punts (Number-Avg) .....	6-37.0	2-34.5
Fumbles-Lost .....	2-0	0-0
Penalties-Yards .....	12-110	5-54
Possession Time .....	35:24	24:36
Third-Down Conversions .....	2 of 15	6 of 13
Sacks By: Number-Yards .....	0-0	4-16
Field Goals .....	0-0	1-3

**RUSHING:** Florida Atlantic - Pierre, C. 14-29; Floyd, W. 4-17; Manley, B.J. 4-12; Clayton, S. 7-9; Rose, W. 3-9; Sanchez, A. 3-4; Simeon, F. 1-1; TEAM 1-minus 1; O'Neill, M 1-minus 6; Smith, R. 4-minus 15. Kansas State - Clayton, Thomas 16-89; Figurs, Yamon 1-38; Petrie, Terry 1-32; Patton, Leon 3-28; McCordle, John 4-17; Meier, Dylan 2-15; Freeman, Josh 2-4; Johnson, James 1-minus 2.

**PASSING:** Florida Atlantic - Clayton, S. 8-14-0-95; Smith, R. 4-11-1-46. Kansas State - Meier, Dylan 10-20-0-125; Freeman, Josh 0-4-1-0.

**RECEIVING:** Florida Atlantic - Bonner, C. 2-50; Holley, A. 2-32; Simeon, F. 2-27; Harmon, J. 2-14; Sanchez, A. 2-8; Pierre, C. 1-12; Manley, B.J. 1-minus 2. Kansas State - Norwood, Rashaad 3-40; Moreira, Jerm. 3-40; Figurs, Yamon 2-24; Gonzalez, Daniel 1-14; Mastrud, Jeron 1-7.



# 2006 KANSAS STATE FOOTBALL

PAGE 27 • Game No. 7 vs. Nebraska

## GAME NO. 3

MARSHALL	7
KANSAS STATE	23

Bill Snyder Family Stadium • Manhattan, Kan.  
Sept. 16, 2006 • Attendance: 46,488

MANHATTAN, Kan. — Kansas State's defense dominated for the second straight game and the Wildcats' offense found its groove late in a 23-7 victory over Marshall.

The K-State defense forced three turnovers and completed its second straight game without yielding a touchdown as the Wildcats held Marshall to just 142 yards of total offense, the fewest by an opponent since Iowa State managed just 140 in 2003.

Marshall, which gained 336 yards in last year's Kansas State win in Huntington, scored its only touchdown on James Johnson's 17-yard return of a blocked punt.

The TD tied that game at 7-7 midway through the second quarter, but the K-State defense held the Thundering Herd in check the rest of the way as the Wildcats outgained the Marshall, 355 to 142.

Thomas Clayton scored a touchdown from three yards out on his first carry as the Wildcats needed just two plays to convert a blocked punt by Antwon Moore into an early 7-0 lead.

Clayton would end the game with 76 of K-State's 99 rushing yards on 14 carries. Dylan Meier led the Wildcats' aerial assault, connecting on 19-of-35 pass for a career-high 256 yards passing, including a nifty 44-yard catch and run by Jermaine Moreira with 4:15 to play that put the game on ice.

Jeff Snodgrass was perfect on his three field goal attempts as Kansas State never trailed. He connected from 24 yards in the closing seconds of the first half to break a 7-all tie after Marcus Watts' leaping interception at midfield, and added field goals of 22 and 48 yards in the third quarter to put the Wildcats on top 16-7.

Marshall's Ahmad Bradshaw was held in check for the second straight year, gaining just 55 yards on nine attempts. Quarterback Bernard Morris also struggled on the ground - losing eight yards on 10 carries - and was sacked four times.

GAME 3 • SCORE BY QUARTERS	1	2	3	4	F
Marshall .....	0	7	0	0	7
Kansas State.....	7	3	6	7	23

### SCORING SUMMARY

#### FIRST QUARTER

KS - Clayton 3 yd run (Snodgrass kick), 9:42

#### SECOND QUARTER

MAR - Johnson 17 yd blocked punt return (Binswanger kick), 9:16

KS - FG Snodgrass 24 yd, 4:35

#### THIRD QUARTER

KS - FG Snodgrass 22 yd, 7:56

KS - FG Snodgrass 48 yd, 1:03

#### FOURTH QUARTER

KS - Moreira 44 yd pass from Meier (Snodgrass kick), 4:15

TEAM STATISTICS	MAR	KS
FIRST DOWNS .....	8	19
RUSHES-YARDS (NET) .....	22-50	27-99
PASSING YARDS (NET) .....	92	256
Att-Comp-Int .....	28-16-2	35-19-1
TOTAL OFFENSE PLAYS-YARDS .....	50-142	62-355
Fumble Returns-Yards .....	1-30	0-0
Punt Returns-Yards.....	1-26	2-23
Kickoff Returns-Yards .....	1-4	0-0
Interception Returns-Yards .....	1-0	2-20
Punts (Number-Avg) .....	7-32.9	4-20.5
Fumbles-Lost .....	2-1	2-1
Penalties-Yards .....	9-72	14-116
Possession Time .....	31:14	28:46
Third-Down Conversions .....	3 of 13	8 of 15
Sacks By: Number-Yards .....	0-0	3-25
Field Goals .....	0-0	3-3

**RUSHING:** Marshall - Bradshaw, Ahmad 9-55; Small, Chubb 3-3; Morris, Bernard 10-minus 8. Kansas State - Clayton, Thomas 18-76; Petrie, Terry 5-22; McCardle, John 1-8; TEAM 1-minus 3; Meier, Dylan 2-minus 4.

**PASSING:** Marshall - Morris, Bernard 16-28-2-92. Kansas State - Meier, Dylan 19-35-1-256.

**RECEIVING:** Marshall - Slate, Cody 3-20; Spann, Emmanuel 3-16; Fitzgerald, Marcus 2-30; Bradshaw, Ahmad 2-10; Wynn, E.J. 2-9; Morris, Bernard 2-minus 5; Shope, Brian 1-8; Albin, Will 1-4. Kansas State - Nelson, Jordy 5-71; Norwood, Rashaad 5-50; Moreira, Jermaine 4-95; Figurs, Yamon 2-24; Raymer, Donald 1-7; Mastrud, Jeron 1-6; Clayton, Thomas 1-3.

## GAME NO. 4

NO. 8/9 LOUISVILLE	24
KANSAS STATE	6

Bill Snyder Family Stadium • Manhattan, Kan.  
Sept. 23, 2006 • Attendance: 45,855

MANHATTAN, Kan. — Kansas State's defense stood tall and Thomas Clayton rushed for 119 yards and a touchdown, but No. 8 Louisville proved to be too much as the Cardinals handed the Wildcats their first setback of the season, 24-6.

The Wildcats held the nation's top scoring offense to less than half its average and its fewest points in nearly a year. But K-State had a tough time cashing in on opportunities, coming away without any points on three drives that ended inside the Louisville 30-yard line.

In the end, Kansas State held the high-octane Cardinal offense to their fewest passing yards in 15 games, but it wasn't enough to derail Louisville.

Hunter Cantwell threw for 173 yards, including a 19-yard touchdown to Harry Douglas to cap a 97-yard drive on Louisville's opening possession of the game.

The K-State defense settled in and held the Cardinals to just 87 yards the rest of the half as Louisville took a 10-0 lead into the locker room, thanks to a 25-yard Art Carmody field goal with 4:17 to go in the second quarter.

The Wildcats were unable to dent the scoreboard until early in the fourth quarter, when Clayton ripped off a 69-yard run for K-State's only points of the game.

After George Stripling's 1-yard run put the Cardinals on top 17-0 in the third quarter, Louisville turned the ball over on two fumbles and an interception.

Marcus Watts picked off Cantwell's underthrown ball and returned it 68 yards to the Cardinals 19. But freshman Josh Freeman, who had replaced Dylan Meier at quarterback, was sacked for a five-yard loss on third down and then Malik Jackson blocked Jeff Snodgrass' 40-yard field goal attempt and Louisville took possession on the 46.

Two plays later, Brock Bolen scored on a 17-yard run for a 24-0 lead, putting Louisville safely ahead.

GAME 4 • SCORE BY QUARTERS	1	2	3	4	F
Louisville .....	7	3	7	7	24
Kansas State.....	0	0	0	6	6

### SCORING SUMMARY

#### FIRST QUARTER

UL - Douglas 19 yd pass from Cantwell (Carmody kick), 8:26

#### SECOND QUARTER

UL - FG Carmody 25 yd, 4:17

#### THIRD QUARTER

UL - Stripling 1 yd run (Carmody kick), 10:11

#### FOURTH QUARTER

UL - Bolen 17 yd run (Carmody kick), 14:19

KS - Clayton 69 yd run (rush failed), 13:22

TEAM STATISTICS	UL	KS
FIRST DOWNS .....	22	13
RUSHES-YARDS (NET) .....	42-228	19-108
PASSING YARDS (NET) .....	173	139
Att-Comp-Int .....	26-18-1	45-17-2
TOTAL OFFENSE PLAYS-YARDS .....	68-401	64-247
Fumble Returns-Yards .....	0-0	0-0
Punt Returns-Yards.....	6-18	2-10
Kickoff Returns-Yards .....	1-3	2-33
Interception Returns-Yards .....	2-84	1-68
Punts (Number-Avg) .....	4-39.5	8-41.2
Fumbles-Lost .....	3-2	1-0
Penalties-Yards .....	4-39	7-57
Possession Time .....	35:39	24:21
Third-Down Conversions .....	5 of 12	3 of 16
Sacks By: Number-Yards .....	2-16	2-12
Field Goals .....	0-0	3-3

**RUSHING:** Louisville - Smith, Kolby 16-63; Stripling, George 14-63; Bolen, Brock 5-53; Harris, Nate 1-39; Spillman, JaJuan 1-11; Allen, Anthony 2-8; Douglas, Harry 1-minus 2; Cantwell, Hunter 2-minus 12; Carter, Patrick 0-5. Kansas State - Clayton, Thomas 15-119; Alsup, Carlos 2-5; Freeman, Josh 2-minus 16.

**PASSING:** Louisville - Cantwell, Hunter 18-26-1-173. Kansas State - Meier, Dylan 14-33-1-121; Freeman, Josh 3-10-0-18; Nelson, Jordy 0-1-0-0; Wilson, Cedric 0-1-1-0.

**RECEIVING:** Louisville - Douglas, Harry 6-81; Smith, Kolby 4-33; Vaughn, Chris 2-27; Urrutia, Mario 2-14; Riley, Jimmy 1-9; Kuhn, Scott 1-5; Bolen, Brock 1-3; Barnidge, Gary 1-1. Kansas State - Clayton, Thomas 5-34; Nelson, Jordy 4-39; Mastrud, Jeron 2-25; Figurs, Yamon 2-25; Moreira, Jerm. 2-15; Poochke, Mike 1-1; Alsup, Carlos 1-0.

# 2006 KANSAS STATE FOOTBALL

PAGE 28 • Game No. 7 vs. Nebraska



## GAME NO. 5

<b>KANSAS STATE</b>	<b>3</b>
<b>BAYLOR</b>	<b>17</b>

**Floyd Casey Stadium • Waco, Texas**  
**Sept. 30, 2006 • Attendance: 30,752**

**WACO, TEXAS** — Kansas State won the battle of the stat sheet but was unable to turn yards into points as the Wildcats dropped a 17-3 decision at Baylor to open Big 12 play.

Josh Freeman threw for 196 yards in relief of starter Dylan Meier, including a 68-yard pass to Yamon Figurs and a 55-yard hook-up with Jermaine Moriera, but five turnovers, including three in the red zone helped keep the Wildcats off the scoreboard.

Baylor, meanwhile, used three big plays to generate all of its points as the Bears held on for just their second win of the season.

Kansas State looked like it was going to draw first blood midway through the first quarter as the Wildcats marched from their own 16-yard line to the Baylor 14. But Alton Wideman pounced on a Thomas Clayton fumble on third down at the 10-yard line and the Cats came away empty handed.

Just five plays later, Baylor got all the points they would need as Shanw Bell connected with Trent Shelton on a 75-yard touchdown pass for an early 7-0 lead.

Jeff Snodgrass would get Kansas State on the board with a 41-yard field goal just before half to make it 7-3 at the break.

A 47-yard punt return Quieto Teasley on the Bears' first possession of the second half had Baylor back in business at the K-State 33. Bell then hooked up with Dominick Zeigler from 11-yards out to put the Bears on top 14-3.

Ryan Havens, who missed a 50-yard field goal attempt at the end of the first half, capped the scoring with a 22-yard field goal late in the third quarter for the final points of the game.

GAME 5 • SCORE BY QUARTERS	1	2	3	4	F
Kansas State.....	0	3	0	0	—
Baylor.....	7	0	10	0	—

### SCORING SUMMARY

#### FIRST QUARTER

BU - Selton 75 yd pass from Bell (Havens kick), 2:35

#### SECOND QUARTER

KS - FG Snodgrass 41 yd, 2:06

#### THIRD QUARTER

BU - Zeigler 11 yd pass from Bell (Havens kick), 10:13

B U - FG Havens 22 yd, 2:14

### TEAM STATISTICS

	KS	BU
<b>FIRST DOWNS</b> .....	12	13
<b>RUSHES-YARDS (NET)</b> .....	21-45	19-18
<b>PASSING YARDS (NET)</b> .....	296	294
Att-Comp-Int.....	55-22-3	47-26-1
<b>TOTAL OFFENSE PLAYS-YARDS</b> .....	76-341	66-312
Fumble Returns-Yards.....	0-0	1-16
Punt Returns-Yards.....	6-10	5-61
Kickoff Returns-Yards.....	2-39	1-13
Interception Returns-Yards.....	1-0	3-4
Punts (Number-Avg).....	10-45.3	9-52.1
Fumbles-Lost.....	2-2	4-3
Penalties-Yards.....	11-84	5-66
Possession Time.....	27:40	32:20
Third-Down Conversions.....	3 of 19	5 of 17
Sacks By: Number-Yards.....	4-27	0-0
Field Goals.....	1-1	1-2

**RUSHING: Kansas State** - Clayton, Thomas 18-38; Patton, Leon 3-7. **Baylor** - Mosley, Paul 7-33; Price, Mario 2-4; Whitaker, B. 5-2; TEAM 1-0; Bell, Shawn 4-minus 21.

**PASSING: Kansas State** - Freeman, Josh 11-33-3-196; Meier, Dylan 11-22-0-100. **Baylor** - Bell, Shawn 25-46-1-282; Zeigler, D. 1-1-0-12.

**RECEIVING: Kansas State** - Norwood, Rashaad 7-27; Figurs, Yamon 4-101; Nelson, Jordy 4-49; Moreira, Jermaine 2-78; Wilson, Cedric 2-22; Clayton, Thomas 2-11; Mastrud, Jeron 1-8. **Baylor** - Zeigler, D. 8-73; Parks, Terrance 7-57; Shelton, Trent 3-107; Whitaker, B. 3-15; Adams, Jordan 2-10; Fenty, Justin 1-14; Bell, Shawn 1-12; Mosley, Paul 1-6.

## GAME NO. 6

<b>OKLAHOMA STATE</b>	<b>27</b>
<b>KANSAS STATE</b>	<b>31</b>

**Bill Snyder Family Stadium • Manhattan, Kan.**  
**Oct. 7, 2006 • Attendance: 46,616**

**MANHATTAN, Kan.** — Freshman quarterback Josh Freeman completed 10-of-15 passes for 177 yards and ran for a game-winning 21-yard touchdown with 1:11 left to help Kansas State rally for a 31-27 victory over Oklahoma State.

Freeman, who was making his first collegiate start, connected on six of his final seven passes for 128 yards over the last 4:25 of the game and led the Wildcats on TD drives of 92 and 58 yards to bring K-State back from a 27-17 deficit.

Freshman Leon Patton, another freshman making his first start for the Wildcats, ran for 151 yards and one touchdown and returned a kickoff 95 yards for another score.

Safety Marcus Watts also had a huge game for the Wildcats. He blocked a punt that Daniel Gonzalez returned 21 yards for Kansas State's first score. In the closing seconds, Watts broke up what would have been a game-winning catch by D'Juan Woods then intercepted Bobby Reid's tipped pass in the end zone as time ran out.

Freeman, the first freshman to start for the Wildcats since Duane Howard in 1976, had just six passing attempts going into the fourth quarter but was spectacular down the stretch. His 43-yard completion to Jermaine Moreira set up Patton's 1-yard TD run with 3:04 left and pulled the Cats within 27-24.

On the game-winning drive, Freeman hit Gonzalez for 20 yards and Yamon Figurs for 17, then went the rest of the way on his own.

Reid threw two short scoring passes and Keith Toston ran for 109 yards and one touchdown for Oklahoma State.

The Cowboys went up 13-10 on Reid's 2-yard pass to Brandon Pettigrew with 5:36 left in the third. Patton's 95-yard return on the ensuing kickoff gave the Wildcats a 17-13 lead. Cox responded with his own big return and an 11-yard run by Toston put OSU ahead 20-17 with 4:43 left in the third. Reid's second TD pass, a 1-yard toss to John Johnson, made it 27-17 early in the fourth quarter before Freeman led K-State's comeback.

GAME 6 • SCORE BY QUARTERS	1	2	3	4	F
Oklahoma State.....	0	3	17	7	—
Kansas State.....	0	10	7	14	—

### SCORING SUMMARY

#### SECOND QUARTER

KS - Gonzalez 21 yd blocked punt return (Snodgrass kick), 11:15

OS - FG Ricks 33 yd, 7:33

KS - FG Snodgrass 48 yd, 3:36

#### THIRD QUARTER

OS - FG Ricks 38 yd, 11:34

OS - Pettigrew 2 yd pass from Reid (Ricks kick), 5:35

KS - Patton 95 yd kickoff return (Snodgrass kick), 5:17

OS - Toston 11 yd run (Ricks kick), 4:43

#### THIRD QUARTER

OS - Johnson 1 yd pass from Reid (Ricks kick), 10:48

KS - Patton 1 yd run (Snodgrass kick), 3:04

KS - Freeman 21 yd run (Snodgrass kick), 1:11

### TEAM STATISTICS

	OS	KS
<b>FIRST DOWNS</b> .....	19	14
<b>RUSHES-YARDS (NET)</b> .....	41-193	36-180
<b>PASSING YARDS (NET)</b> .....	138	177
Att-Comp-Int.....	22-14-1	15-10-0
<b>TOTAL OFFENSE PLAYS-YARDS</b> .....	63-331	51-357
Fumble Returns-Yards.....	0-0	0-0
Punt Returns-Yards.....	3-71	4-59
Kickoff Returns-Yards.....	3-125	3-141
Interception Returns-Yards.....	0-0	1-0
Punts (Number-Avg).....	5-35.4	4-43.0
Fumbles-Lost.....	1-0	0-0
Penalties-Yards.....	3-15	5-33
Possession Time.....	32:00	28:00
Third-Down Conversions.....	3 of 12	2 of 10
Sacks By: Number-Yards.....	3-25	2-12
Field Goals.....	2-2	1-1

**RUSHING: Oklahoma State** - Toston, Keith 14-109; Hamilton, Mike 9-50; Reid, Bobby 13-31; Savage, Dantrell 3-3; Crosslin, Julius 2-0. **Kansas State** - Patton, Leon 21-151; Freeman, Josh 7-16; Johnson, James 6-13; Petrie, Terry 2-0.

**PASSING: Oklahoma State** - Reid, Bobby 14-22-1-138. **Kansas State** - Freeman, Josh 10-15-0-177.

**RECEIVING: Oklahoma State** - Bowman, Adarius 5-59; Pettigrew, Brand 4-58; Woods, D'Juan 2-19; Savage, Dantrell 2-1; Johnson, John 1-1. **Kansas State** - Moreira, Jermaine 4-95; Figurs, Yamon 2-22; Patton, Leon 1-33; Gonzalez, Daniel 1-20; McCordle, John 1-6; Raymer, Donald 1-1.



# THE LAST TIME...

## ■ RUSHING/PASSING/RECEIVING

Two 100-yd rushers	Allen Webb (147) & Darren Sproles (135)
	vs. Nebraska, 10/23/2004
Two 100-yard receivers	Tony Madison (114) & Yamon Figurs (106)
	at Kansas, 10/9/04
Two 100-yard rushers &	Ell Roberson (145 rush)/Darren Sproles (175 rush)
100-yard receiver	& James Terry (116 rec) vs. California, 8/23/2003
100-yard rusher,	Darren Sproles (141 rush),
100-yard receiver &	James Terry (175 rec)
300-yard passer	& Ell Roberson (313 pass) at Nebraska, 11/15/03
300 yards passing &	Michael Bishop (341 pass, 101 rush)
100 yards rushing	vs Texas A&M, 12/5/98
QB with 100+ yds passing/rushing	Allen Webb (103 r/140 p) at Colorado, 11/13/2004

## ■ RUSHING

25+ rushing attempts	30, Allan Evridge at Nebraska, 11/12/05
30+ rushing attempts	30, Allan Evridge at Nebraska, 11/12/05
40+ rushing attempts	42, Darren Sproles vs. Western Kentucky, 9/4/2004
100+ yards rushing	151, Leon Patton vs. Oklahoma State, 10/7/2006
150+ yards rushing	151, Leon Patton vs. Oklahoma State, 10/7/2006
200+ yards rushing	292, Darren Sproles vs. Louisiana-Lafayette, 9/18/2004
Consecutive 100-yard games	2, Thomas Clayton
	177, vs. Florida International, 9/3/05; 152, at Marshall, 9/10/05
Consecutive 150-yard games	2, Thomas Clayton
	177, vs. Florida International, 9/3/05; 152, at Marshall, 9/10/05
Consecutive 175-yard games	2, Darren Sproles
	273, vs. Missouri, 11/22/2003; 235, vs. Oklahoma, 12/6/2003
Consecutive 200-yard games	2, Darren Sproles
	273, vs. Missouri, 11/22/2003; 235, vs. Oklahoma, 12/6/2003
Consecutive 225-yard games	2, Darren Sproles
	273, vs. Missouri, 11/22/2003; 235, vs. Oklahoma, 12/6/2003
50-yard+ run	69, Thomas Clayton (TD), vs. Louisville, 9/23/2006
70-yard+ run	80t, Thomas Clayton vs. Florida International, 9/3/2005
80-yard+ run	80t, Thomas Clayton vs. Florida International, 9/3/2005
90-yard+ run	91t, Ell Roberson vs. Nebraska, 11/16/2002
3+ rushing TDs	4, Allen Webb vs. Nebraska, 10/23/2004
4+ rushing TDs	4, Allen Webb vs. Nebraska, 10/23/2004
5+ rushing TDs	5, Jonathan Beasley vs. North Texas, 9/23/2000

## ■ PASSING

30+ attempts	33, Josh Freeman at Baylor, 9/30/2006
40+ attempts	40, Allan Evridge vs. Colorado, 10/29/2005
50+ attempts	51, Ell Roberson vs. Ohio State, 1/2/2004
20+ completions	23, Allan Evridge vs. Texas A&M, 10/22/2005
25+ completions	26, Dylan Meier at Texas Tech, 10/30/2004
30+ completions	33, Chad May vs. Kansas, 10/6/94
3+ TD passes	3, Allan Evridge vs. Texas A&M, 10/22/05
4+ TD passes	4, Ell Roberson vs. Oklahoma, 12/6/2003
300+ yards passing	357, Allan Evridge vs. Texas A&M, 10/22/05
400+ yards passing	441, Michael Bishop vs. La.-Monroe, 9/26/98
Consecutive 250-yard+ games	2, Michael Bishop
	262, vs. Baylor, 11/7/98; 306, vs. Nebraska, 11/14/98
Consecutive 300-yard games	never
50-yard+ completion	55, Josh Freeman to Jermaine Moreira
	at Baylor, 9/30/2006
70-yard+ completion	68, Josh Freeman to Yamon Figurs
	at Baylor, 9/30/2006
80-yard+ completion	80t, Allan Evridge to Jordy Nelson
	at Texas Tech, 10/15/2005
90-yard+ completion	97t, Michael Bishop to Aaron Lockett
	vs. Louisiana-Monroe, 9/26/98

## ■ RECEIVING

10+ receptions	10, Darren Sproles vs. Texas Tech 10/30/2004
3+ TD receptions	3, James Terry vs. Baylor, 11/1/2003
100+ receiving yards	101, Yamon Figurs at Baylor, 9/30/2006
125+ receiving yards	175, James Terry at Nebraska, 11/15/2003
150+ receiving yards	175, James Terry at Nebraska, 11/15/2003
175+ receiving yards	175, James Terry at Nebraska, 11/15/2003
200+ receiving yards	206, Darnell McDonald vs. Syracuse, 12/31/97
Consecutive 100-yard games	2, James Terry
	112 vs. McNeese State, 9/6/2003; 120 vs. Massachusetts, 9/13/2003
3+ Consecutive 100-yard games	3, Aaron Lockett
	107, vs. Kansas, 10/31/98; 157, vs. Baylor, 11/7/98; 117, vs. Nebraska, 11/14/98

## ■ TEAM

300+ yards rushing	305, vs. North Texas, 9/24/05
400+ yards rushing	415, vs. Nebraska, 11/16/2002
Less than 10 yards net rushing	1, vs. Oklahoma, 11/16/2004
Negative net rushing	(-12), vs. Texas Tech, 8/31/96
400+ yards passing	437, vs. Oklahoma State, 10/17/98
500+ yards total offense	658, vs. North Texas, 9/24/05
600+ yards total offense	658, vs. North Texas, 9/24/05
Consec. gms, 500+ total yards	502, at Iowa State, 11/8/2003
	561, at Nebraska, 11/15/2003
4 consec. gms, 500+ total yards	573, vs. Iowa State, 10/24/98
	566, at Kansas, 10/31/98
	518, at Baylor, 11/7/98
	512, vs. Nebraska, 11/14/98
<200 yards total offense	182, vs. Kansas, 10/9/05
<100 yards total offense	86, vs. Nebraska 10/5/96
30+ first downs	30, vs. Louisiana Tech, 11/17/2001
35+ first downs	37, vs. Iowa State, 10/24/98
<10 first downs	8, vs. Nebraska, 10/5/96
40+ points	54, vs. North Texas, 9/24/05
50+ points	54, vs. North Texas, 9/24/05
60+ points	64, at Kansas, 11/2/2002
70+ points	76, vs. Ball State, 9/16/2000
100+ yards in penalties	116 (14 pen.) vs. Marshall, 9/16/06
5+ fumbles lost	5, vs. Southern California, 9/21/2002
Scored a safety	vs. Missouri, 11/19/05
Scored two safeties	at Nebraska, 11/12/05
Scored two safeties in a quarter	at Nebraska (third quarter), 11/12/05
Allowed a safety	vs. Texas A&M (punt), 10/22/05
Forced five or more turnovers	5, at Marshall, 9/10/05
Forced three or more fumbles	4, at Baylor, 9/30/2006
Recovered an on-side kick	Marcus Watts, vs. Louisville, 9/23/2006
Shutout	vs. Florida Atlantic (45-0), 9/9/2006
Shutout on road	at Iowa State (45-0), 11/8/2003
Shutout vs. conference opponent	at Iowa State (45-0), 11/8/2003
Shutout by, first half	vs. Louisville, 9/23/2006
Shutout by, second half	at Baylor, 9/30/2006
Shutout by, game	at Colorado (12-0), 11/19/96
Overtime game	vs. Texas A&M, 12/5/98 (L, 33-36 - 2ot)
Come-from-behind win	vs. Oklahoma State, 10/7/2006 (17-27, fourth quarter)



# THE LAST TIME...

## ■ MISCELLANEOUS

300+ yds individual total offense	335, Allan Evridge (357 pass, -22 rush)
	vs. Texas A&M, 10/22/2005
400+ yds individual total offense	403, Eli Roberson (313 pass, 90 rush)
	at Nebraska, 11/15/2003
<b>300+ all-purpose yards</b>	<b>301, Leon Patton, vs. Oklahoma State, 10/7/2006</b>
	(151 rush, 33 receiving, 117 kickoff return)
6+ TDs responsible for	6, Jonathan Beasley (4 pass, 2 rush)
	at Oklahoma State, 10/23/99
4+ TDs scored	4, Allen Webb (4 rush) vs. Nebraska, 10/23/2004
<b>3+ field goals</b>	<b>3, Jeff Snodgrass vs. Marshall, 9/16/2006</b>
4+ field goals	4, Joe Rheem vs. Louisiana-Lafayette, 9/18/04
5+ field goals	5, Jamie Rheem vs. Texas, 10/2/99
7+ PATs	7, Joe Rheem vs. McNeese State, 9/6/2003
8+ PATs	8, Joe Rheem at Kansas, 11/2/2002
9+ PATs	9, Jamie Rheem vs. Missouri, 11/20/99
<b>50-yd+ FG</b>	<b>52, Jeff Snodgrass vs. Illinois State, 9/2/2006</b>
60-yd+ FG	65, Martin Gramatica vs. N. Illinois, 9/26/98
15+ tackles	15, Ted Sims at Texas, 10/4/03
<b>5+ tackles for loss</b>	<b>5, Ian Campbell vs. Illinois State, 9/2/2006</b>
<b>3+ sacks</b>	<b>3, Ian Campbell vs. Illinois State, 9/2/2006</b>
2+ interceptions	2, Justin McKinney at Marshall, 9/10/2005
TD on an INT return	Brandon Archer (45 yards) vs. Missouri, 11/19/2005
TD on fumble return (def)	Byron Garvin (9 yards) vs. Illinois State, 9/2/2006
TD on fumble return (off)	Tony Madison (0 yards) vs. Fresno State, 9/11/2004
TD on punt return	Yamon Figurs (81 yards) vs. Illinois State, 9/2/2006
Consecutive games w/punt return TD	2, Aaron Lockett
	vs. Louisiana Tech (69 yards), 9/2/2000; vs. Ball State (84 yards), 9/16/2000
3 Consec. gms w/punt return TD	3, David Allen vs. Indiana State (63 yards), 9/5/98
	vs. Northern Illinois (69 yards), 9/12/98; vs. Texas (93 yards), 9/19/98
TD on kickoff return	Leon Patton (95 yards) vs. Oklahoma State, 10/7/2006
TD on KO return to start game	Justin McKinney (88 yards) vs. Florida Atlantic, 9/9/2006
<b>2-point conversion</b>	<b>Dylan Meier to Rashaad Norwood, vs. Illinois State, 9/2/2006</b>
Blocked field goal	Derek Marso, vs. Kansas, 10/9/2005
TD on blocked field goal	Randy Jordan (93 yards) at Baylor, 11/16/2002
<b>Blocked punt</b>	<b>Marcus Watts, vs. Oklahoma State, 10/7/2006</b>
TD on blocked punt	Daniel Gonzalez (21 yards) vs. Oklahoma State, 10/7/2006
Blocked extra point	Henry Bryant vs. Southern California, 9/21/2002
Defensive extra point	Terence Newman (90-yd DXP kick return)
	vs. Southern California, 9/21/2002
2+ blocked kicks, game	2, Rashad Washington vs. Colorado, 2 punts, 10/18/2003
Largest deficit overcome	21 points (school record - 3 times)
	vs. Iowa State (7-28, 3rd qtr), 9/25/99;
	vs. Oklahoma State (0-21, 2nd qtr), 10/23/99;
	at Missouri (0-21, 2nd qtr), 11/06/2004

## OPPONENTS

### ■ RUSHING

30+ rushing attempts	36, Adrian Peterson (Oklahoma), 10/16/2004
<b>100+ yards rushing</b>	<b>109, Keith Toston (Oklahoma State), 10/7/2006</b>
150+ yards rushing	156, Stevie Hicks (Iowa State), 11/20/2004
200+ yards rushing	225, Troy Davis (Iowa State), 11/23/96
300+ yards rushing	320, Barry Sanders (Oklahoma State), 10/29/88
Two 100-yard rushers	Dahrran Diedrick (108) / Eric Crouch (106) (Nebraska), 11/10/2001
60-yard+ run	66, Damien Nash (Oklahoma), 11/06/2004
70-yard+ run	80t, Jerry Babb (Louisiana-Lafayette), 9/18/2004
80-yard+ run	80t, Jerry Babb (Louisiana-Lafayette), 9/18/2004
85-yard+ run	85t, Chris Brown (Colorado), 10/5/2002
90-yard+ run	91, David Thompson (Okla. State), 11/18/95
3+ rushing TDs	3, James Mungro (Syracuse), 12/29/2001

### ■ PASSING

40+ attempts	46, Shawn Bell (Baylor), 9/30/2006
60+ attempts	65, Cody Hodges (Texas Tech), 10/15/2005
<b>20+ completions</b>	<b>25, Shawn Bell (Baylor), 9/30/2006</b>
25+ completions	25, Shawn Bell (Baylor), 9/30/2006
30+ completions	44, Cody Hodges (Texas Tech), 10/15/2005
40+ completions	44, Cody Hodges (Texas Tech), 10/15/2005
<b>3+ TD passes</b>	<b>3, Luke Drone (Illinois State), 9/2/2006</b>
4+ TD passes	5, Cody Hodges (Texas Tech), 10/15/2005
<b>250+ yards passing</b>	<b>282, Shawn Bell (Baylor), 9/30/2006</b>
300+ yards passing	643, Cody Hodges (Texas Tech), 10/15/2005
350+ yards passing	643, Cody Hodges (Texas Tech), 10/15/2005

### ■ RECEIVING

10+ receptions	10, Joel Filani and Taurean Henderson (Texas Tech), 10/15/2005
<b>100+ receiving yards</b>	<b>107, Trent Shelton (Baylor), 9/30/2006</b>
125+ receiving yards	255, Joel Filani (Texas Tech), 10/15/2005
150+ receiving yards	255, Joel Filani (Texas Tech), 10/15/2005
175+ receiving yards	255, Joel Filani (Texas Tech), 10/15/2005
200+ receiving yards	255, Joel Filani (Texas Tech), 10/15/2005
<b>60-yard+ completion</b>	<b>75t, Shawn Bell to Trent Shelton (Baylor), 9/30/2006</b>
<b>70-yard+ completion</b>	<b>75t, Shawn Bell to Trent Shelton (Baylor), 9/30/2006</b>
90-yard+ completion	94t, Jeremy Bloom from Robert Hodge (Colorado), 10/5/2002
<b>2+ TD catches</b>	<b>2, Laurent Robinson (Illinois State), 9/2/2006</b>

### ■ MISCELLANEOUS

10- yards net rushing	minus 37, Baylor, 10/26/2002
<b>20- yards net rushing</b>	<b>18, Baylor, 9/30/2006</b>
<b>50- yards net rushing</b>	<b>18, Baylor, 9/30/2006</b>
300+ yards rushing	309, Nebraska, 11/13/99
400+ yards rushing	518, Colorado, 11/18/89
500+ yards rushing	518, Colorado, 11/18/89
700+ yards rushing	768, Oklahoma, 10/15/88
10- yards net passing	5, Ball State, 9/16/2000
300+ yards passing	669, Texas Tech, 10/15/2005
350+ yards passing	669, Texas Tech, 10/15/2005
500+ yards total offense	684, Texas Tech (669 pass, 15 run), 10/15/2005
400+ yards total offense	446, Missouri (178 run, 268 pass), 11/19/2005
<200 yards total offense	161, North Texas (87 rush, 74 pass), 9/24/2005
<b>&lt;150 yards total offense</b>	<b>142, Marshall (50 rush, 92 pass), 9/16/2006</b>
<100 yards total offense	53, Ball State (46 rush, 5 pass), 9/16/2000
30+ first downs	39, Texas Tech, 10/15/2005
<b>&lt;10 first downs</b>	<b>8, Marshall, 9/16/2006</b>
<5 first downs	4, North Texas (3r, Op, 1pr), 9/23/2000
40+ points	45, Iowa State, 11/5/2005
50+ points	59, Texas Tech, 10/15/2005
60+ points	64, Colorado, 11/17/90
70+ points	70, Oklahoma, 10/15/88
<b>100 yards in penalties</b>	<b>110, Florida Atlantic, 9/9/2006</b>
<b>Blocked punt</b>	<b>Marshall, 9/16/2006</b>
Blocked extra point	Nebraska, 11/12/2005
<b>Blocked field goal</b>	<b>Louisville, 9/23/2006</b>
TD on interception return	LaMarcus Hicks (Iowa State), 40 yds, 11/20/2004
TD on punt return	Danny Amendola (Texas Tech), 90 yds, 10/30/2004
TD on kickoff return	Robert Quiroga, Baylor, 98 yds, 11/1/2003
TD on fumble return	Daniel Bullocks (Nebraska), 10 yds, 10/23/2004
<b>TD on blocked punt</b>	<b>James Johnson (Marshall), 17 yds, 9/16/2006</b>
2-point conversion	Dahrran Diedrick run (Nebraska), 11/10/2001
Defensive extra-point	Darrent Williams (85-yd DXP kick return), Okla. State, 10/12/2002

*Bold indicates mark set during 2006 season*