



## MAVERICK COACHING HISTORY

The Omaha baseball program began in 1947, when athletics were restored at the school following the completion of World War II. Along with men's basketball and football, it is the longest continuous-running program at the school.

At the head of the program from the start was Yelkin, the school's athletic director, who served as the program's head coach for 28 seasons, until illness forced him to retire in 1976. As athletic director, Yelkin worked tirelessly to develop the program and the facilities, which included the construction of the football field and the fieldhouse in 1949-50.

Yelkin's teams were annually among the best in the area, regardless of the division, and twice finished second in the NAIA national tournament. In 1959, the Omaha University Indians, with a 23-2 record, lost in the finals to Southern University, led by Lou Brock. In 1965, the 22-8 Indians were runners-up to Carson-Newman.

Yelkin was instrumental in the formative years of the national collegiate baseball championship and Omaha University for many years served as the co-host of the NCAA's College World Series along with the University of Iowa.

Twice Yelkin stepped aside, once to serve in the armed forces in the Korean War, and again in 1970 for health reasons. Although ailing most of the season, his final team in 1976 finished 33-12 and advanced to the NCAA Division II regionals. He died the following season.

Yelkin's short-term replacements were Thurman Johnson, who guided the 1952 team to a 10-3 record, and Carl Meyers, who led the 1970 squad to a 19-13 mark. Assistant Dave Benedict, father of former Maverick and Atlanta Braves star Bruce Benedict, handled most of the chores during that 1976 season.

Gates, who had already established himself as a head coach at Pershing College and an assistant coach at Nebraska, became UNO's head coach in 1977 and led the team two North Central Conference titles, one division title and two NCAA tournament appearances. He compiled a 23-year record of 464-473.

UNO's baseball teams have played at numerous sites over the course of the program, beginning with two different on-campus fields. In the late 1960s, after parking lots pushed the team off campus, the Indians played at Rosenblatt Stadium, then moved to Ralston's Orville Smith Field, Fricke Field in Papillion and finally to College World Series Park in 1978. In 2000, UNO moved its home games to J.J. Isaacson Field, located at 69th and Harrison Streets, and in 2005 to the Ballpark at Boys Town. The 2015 season is Omaha's third as a member of the Summit League, and the Mavericks will split time between Boys Town and Werner Park.



Head coach Bob Herold reached the 400-win milestone in the first game of a doubleheader against Fort Hays State on April 22, 2011. He is the third coach in school history to win at least 400 games.

### MAVERICK COACHING RECORDS

Coach	Years	Record	Winning Pct.
Virgil Yelkin	28 years (1947-76)	439-196	.691
Thurman Johnson	1 year (1952)	10-3	.769
Carl Meyers	1 year (1970)	19-13	.594
Bob Gates	23 years (1977-1999)	464-473	.495
Bob Herold	16 years (2000-present)	499-353-2	.585



## YEAR-BY-YEAR RECORDS

Year	W-L	Head Coach	Postseason Notes	Year	W-L	Head Coach	Postseason Notes
1947	5-6	Virgil Yelkin	---	1982	27-15	Bob Gates	---
1948	3-10	Virgil Yelkin	---	1983	11-19	Bob Gates	---
1949	8-2	Virgil Yelkin	---	1984	19-14	Bob Gates	---
1950	12-1	Virgil Yelkin	---	1985	27-14	Bob Gates	---
1951	5-6	Virgil Yelkin	---	1986	15-20	Bob Gates	---
1952	10-3	Thurman Johnson	---	1987	12-29	Bob Gates	---
1953	8-3	Virgil Yelkin	---	1988	16-27	Bob Gates	---
1954	9-2	Virgil Yelkin	---	1989	16-25	Bob Gates	---
1955	10-4	Virgil Yelkin	---	1990	12-28	Bob Gates	---
1956	13-2	Virgil Yelkin	---	1991	7-29	Bob Gates	---
1957	8-1	Virgil Yelkin	---	1992	21-23	Bob Gates	---
1958	8-7	Virgil Yelkin	---	1993	23-21	Bob Gates	---
1959	23-2	Virgil Yelkin	2nd, NAIA Nationals	1994	27-21	Bob Gates	---
1960	19-5	Virgil Yelkin	NAIA Nationals	1995	24-14	Bob Gates	---
1961	19-7	Virgil Yelkin	NAIA Nationals	1996	19-28	Bob Gates	---
1962	18-6	Virgil Yelkin	---	1997	29-19	Bob Gates	NCC Southern Division Champs
1963	21-2	Virgil Yelkin	---	1998	21-17	Bob Gates	---
1964	18-2	Virgil Yelkin	---	1999	20-25	Bob Gates	---
1965	22-8	Virgil Yelkin	2nd, NAIA Nationals	2000	25-25-1	Bob Herold	---
1966	22-8	Virgil Yelkin	NAIA Nationals	2001	21-25-1	Bob Herold	---
1967	22-7	Virgil Yelkin	---	2002	33-17	Bob Herold	NCAA Regionals, NCC Reg. Season Champs
1968	17-10	Virgil Yelkin	---	2003	29-21	Bob Herold	---
1969	18-10	Virgil Yelkin	---	2004	23-26	Bob Herold	---
1970	19-13	Carl Meyers	---	2005	42-19	Bob Herold	NCAA Regionals, NCC Champs
1971	16-16	Virgil Yelkin	---	2006	45-14	Bob Herold	NCAA Regionals
1972	18-14	Virgil Yelkin	---	2007	37-24	Bob Herold	NCAA Nationals, 5th
1973	19-18	Virgil Yelkin	---	2008	45-13	Bob Herold	NCAA Regionals, NCC Champs
1974	18-12	Virgil Yelkin	---	2009	41-20	Bob Herold	NCAA Regionals
1975	27-13	Virgil Yelkin	---	2010	32-20	Bob Herold	NCAA Regionals
1976	33-12	Virgil Yelkin	NCAA Regionals	2011	35-20	Bob Herold	---
1977	29-14	Bob Gates	NCAA Regionals	2012	12-36	Bob Herold	---
1978	19-14-1	Bob Gates	---	2013	27-22	Bob Herold	Summit League Reg. Season Champs
1979	20-18	Bob Gates	NCC Champs	2014	31-20	Bob Herold	Summit League Reg. Season Champs
1980	18-22	Bob Gates	---	2015	21-31	Bob Herold	---
1981	31-16	Bob Gates	NCC Champs, NCAA Regionals	Total	1,430-1,037-1	---	69 Years



The 2006 Omaha baseball team compiled a school-record 45 wins, a mark that was also matched by the 2008 Maverick squad.




# RETIRED NUMBERS

In May of 2000, the UNO Athletic Department honored two men who led the school's baseball program for more than a half century by retiring their uniform numbers. The late Virgil Yelkin established the program in 1947 and coached 28 years; Bob Gates took the reins in 1977 and coached the team for 23 seasons. Together, the men combined for 903 victories. Uniforms bearing their numbers are on permanent display in the lobby of the Lee & Helene Sapp Fieldhouse. While these two men coached with different numbers, they shared a deep, lifelong love for the game of baseball and an unwavering commitment and loyalty to UNO.

## NO. 17 -- VIRGIL YELKIN

**Head Coach, 1947-76**

As the athletic director at what was then the University of Omaha, Virgil Yelkin worked tirelessly to develop the facilities for athletics on the campus. He also started the school's baseball program and continued to serve as the head baseball coach for 28 seasons, compiling a record of 439-196. His teams twice finished second in the nation in the NAIA tournament and set the standard for collegiate baseball in the region. Yelkin championed the cause for establishing Omaha as the permanent home for the College World Series and for 15 years the University of Omaha served as a co-host for the event. Ill health forced him to finally retire in 1976, leaving behind him a rich legacy for the sport of baseball.



Virgil Yelkin

## NO. 12 -- BOB GATES

**Head Coach, 1976-99**

One of the most respected high school and college coaches in the state of Nebraska, Bob Gates took over for Virgil Yelkin in 1977 and guided the team to 464 victories over 23 seasons. His teams won two North Central Conference titles and competed in two NCAA regional tournaments. Gates held the UNO baseball program together through the severe budget cuts of the 1980s and re-established it as one of the top programs in the North Central Conference before his retirement in 1999.



Bob Gates



## ALL-TIME HONORS AND AWARDS

### NATIONAL HONORS

#### NCAA Division II Strikeout Award

2010 Joe Holtmeyer

### ALL-AMERICANS

#### DAKTRONICS

##### First Team

1962 Barry Miller  
 1963 Ken Smith  
 1965 Larry Krehbiel  
 1976 Bruce Benedict  
 2008 Chris Weimer  
 Dustin Koca  
 2010 Joe Holtmeyer

##### Second Team

1961 Jack Vaccaro  
 1963 Joe Neuberger  
 1964 Larry Krehbiel  
 Wayne Backes  
 1971 Bob Herold  
 2007 Chris Weimer

##### Third Team

2007 Tyler Cloyd  
 2008 Evan Porter  
 Chris Kessinger

##### Honorable Mention

2008 Bryan Frew  
 2010 Tyler Lundy

### RAWLINGS/ABCA

#### First Team

2009 Evan Porter

### NCBWA

#### Third Team

2009 Evan Porter

### COLLEGEBASEBALLINSIDER.COM

#### Honorable Mention

2013 Ryan Keele

### LOUISVILLE SLUGGER/ COLLEGIATE BASEBALL

#### Freshman All-America

2013 Clayton Taylor

### ALL-REGION HONORS

#### DAKTRONICS

##### First Team

2007 Tyler Cloyd (Central)  
 Evan Porter (Central)  
 Chris Weimer (Central)  
 2008 Chris Kessinger (Central)  
 Evan Porter (Central)  
 Chris Weimer (Central)  
 Dustin Koca (Central)  
 2009 Evan Porter (South Central)  
 2010 Joe Holtmeyer (South Central)  
 Tyler Lundy (South Central)

##### Second Team

2008 Tim Huber (Central)  
 2010 Andrew Hansen (South Central)  
 2011 Brady Hohl (South Central)  
 Joe Holtmeyer (South Central)

##### Pitcher of the Year

2010 Joe Holtmeyer (South Central)

### RAWLINGS/ABCA

#### First Team

2007 Tyler Cloyd (Central)  
 2008 Chris Kessinger (Central)  
 Chris Weimer (Central)  
 2009 Evan Porter (South Central)  
 Andrew Hansen (South Central)  
 2010 Joe Holtmeyer (South Central)  
 Tyler Lundy (South Central)

##### Second Team

2007 Evan Porter (Central)  
 Chris Weimer (Central)  
 2008 Brandon Dahl (Central)  
 Bryan Frew (Central)  
 Tim Huber (Central)  
 Evan Porter (Central)  
 2009 Drew Schwab (South Central)  
 2010 Andrew Hansen (South Central)  
 2011 Brady Hohl (South Central)  
 Joe Holtmeyer (South Central)

##### Pitcher of the Year

2010 Joe Holtmeyer (South Central)

### NCBWA

#### Second Team

2011 Brady Hohl (South Central)

### CONFERENCE HONORS

#### ALL-NCC

1977 Mike Metz P  
 1978 Mike Metz P  
 Mark Mancuso INF  
 1979 Mark Mancuso INF  
 Rich Shefte INF  
 Dave Blum P  
 Dan Gomez P  
 1980 Dave Poulicek INF  
 Kirk Nelson OF  
 Joe Benes P  
 1981 Dave Poulicek INF  
 Mark Martinez INF  
 Kirk Nelson OF  
 John Taylor OF  
 Joe Benes P  
 Greg Larsen P  
 Bernie O'Doherty P  
 1982 Dave Poulicek INF  
 Kirk Nelson OF  
 Rick Stambaugh C  
 Joe Mancuso P  
 1983 Rick Stambaugh C  
 1984 Ed Dineen INF  
 Joe Mancuso P  
 1985 Ed Dineen INF  
 Marty Bassett OF  
 Mike Grandgenett P  
 1986 Pat Gibbons DH  
 1988 Ron Barnes P  
 1989 Gary Lane INF  
 Rich Spicl P  
 1990 Casey Hunter OF  
 1992 Steve Paup P  
 1993 Jay Maia OF  
 Don Karbowski P  
 1994 Mike Sullivan OF  
 1995 Joe Daneff OF  
 Greg Geary OF  
 1996 Greg Geary OF  
 1997 Greg Geary OF  
 1998 Carey Schrank P  
 1999 Jason Herzog IF  
 Brent Rasmussen P  
 2000 John Shoemaker INF  
 Aaron Woodard P  
 2001 Kyle Funk P  
 2002 Kyle Funk P  
 David Kros INF  
 Dan Persons INF  
 Justin Cook DH  
 Eric Gordon OF

Nate McCabe RHP  
 2003 Eric Gordon INF  
 Kyle Funk P  
 Spencer Doyle OF  
 Patrick Johnston DH  
 Nate McCabe RHP  
 2004 Jim Sledge DH  
 Troy Cloyd P  
 2005 Lyle Lafountain INF  
 Josh Shirk INF  
 Chad Leon OF  
 Marc Centofante C  
 Troy Cloyd P  
 Tim Huber P  
 2006 Bryan Frew INF  
 Chad Leon OF  
 Tyler Cloyd P  
 Nick Russel P  
 2007 Bryan Frew INF  
 Evan Porter INF  
 Chris Weimer OF  
 Tyler Cloyd P  
 2008 Bryan Frew INF  
 Evan Porter INF  
 Brian Strawn INF  
 Chris Weimer OF  
 Mat Eikmeier INF  
 Brandon Dahl P  
 Tim Huber P  
 Chris Kessinger P  
 Dustin Koca P

#### NCC Most Valuable Player

1979 Rich Scheffe  
 1981 Dave Poulicek  
 1982 Dave Poulicek  
 2006 Chad Leon  
 2008 Bryan Frew

#### NCC Most Valuable Pitcher

1979 Dave Blum  
 1981 Joe Benes  
 1982 Joe Mancuso  
 2005 Troy Cloyd  
 2006 Tyler Cloyd  
 2007 Tyler Cloyd  
 2008 Chris Kessinger

### ALL-MIAA

#### First Team

2009 Evan Porter INF  
 Andrew Hansen INF  
 Drew Schwab RHP



## ALL-TIME HONORS AND AWARDS

2010	Joe Holtmeyer	RHP
	Tyler Lundy	OF
	Andrew Hansen	INF
2011	Jed Hanson	OF
	Brady Hohl	INF
	Joe Holtmeyer	RHP

**Second Team**

2009	Ben Percival	RHP
	Kyle Dahman	RHP
2010	Tyler Splichal	INF
	Brady Hohl	INF

**Honorable Mention**

2011	Ben Brown	RHP
	Caleb Palensky	INF

**MIAA Pitcher of the Year**

2010	Joe Holtmeyer
------	---------------

**MIAA Freshman of the Year**

2010	Tyler Splichal
2011	Caleb Palensky

**ALL-INDEPENDENT**

(Named by College Sports Madness)

**First Team**

2012	Colby McCord	C
------	--------------	---

**Second Team**

2012	Brady Hohl	INF/OF
	Mark Waldron	OF


**ALL-SUMMIT**

**First Team**

2013	Cory Buckley	1B
	Tyler Splichal	3B
	Ryan Keele	OF
	Alex Mortensen	C
2014	Tyler Fox	RHP
	Caleb Palensky	INF
	Clayton Taylor	INF
2015	Cole Gruber	OF
	Clayton Taylor	INF

**Second Team**

2013	Clayton Taylor	2B
	Brett Bass	DH
2014	Brett Bass	DH
	Cole Gruber	OF
	Daniel Jewett	OF
	Alex Schultz	UTL
	Tyler Splichal	INF



Ryan Keele was the first Omaha player to be named Summit League Player of the Year in 2013. As a senior, he also earned first-team All-Summit recognition.

2015	Alex Schultz	UTL
	Zach Williamsen	RHP

**Summit League Player of the Year**

2013	Ryan Keele
------	------------

**Summit League Pitcher of the Year**

2014	Tyler Fox
------	-----------

**Summit League Newcomer of the Year**

2013	Ryan Keele
------	------------

**Summit League Coach of the Year**

2013	Bob Herold
2014	Bob Herold

**Summit League Player of the Week**

2013	Ryan Keele	March 18
		May 6
		May 13
		May 20
	Brett Bass	April 8
	Tyler Splichal	April 29
2014	Alex Schultz	March 3
	Caleb Palensky	March 31
	Daniel Jewett	April 7
	Clayton Taylor	April 21
2015	Cole Gruber	March 16
	Alex Mortensen	March 23

**Summit League Pitcher of the Week**

2013	Matt Tew	April 8
	Steven Schoonover	May 6
	Tyler Fox	May 20
2014	Tyler Fox	March 10
	Steven Schoonover	April 14
		May 19
	Zach Williamsen	April 28
2015	Zach Williamsen	Feb. 23
		May 11
	Tyler Hamer	March 2

**ACADEMIC AWARDS**

**COSIDA ACADEMIC ALL-AMERICA**

**First Team**

2014	Caleb Palensky
------	----------------

**Second Team**

2015	Cole Gruber
------	-------------

**Third Team**

2013	Alex Mortensen
2015	Alex Mortensen

**COSIDA ACADEMIC ALL-DISTRICT VII**

**First Team**

2013	Alex Mortensen
2014	Caleb Palensky
	Clayton Taylor

2015	Cole Gruber
	Alex Mortensen
	Clayton Taylor

**Second Team**

2008	Brian Goliber
	Bryan Frew

**Third Team**

2011	Tyler Splichal
------	----------------

**ACADEMIC ALL-SUMMIT**

**First Team**

2013	Cory Buckley
	Alex Mortensen
2014	Tyler Fox
	Caleb Palensky
	Clayton Taylor
2015	Tyler Fox
	Cole Gruber
	Clayton Taylor

**SUMMIT LEAGUE**

**DISTINGUISHED SCHOLARS LIST**

2015	Cole Gruber
	Isaac Holt
	Shane Meltz
	Alex Mortensen
	Sam Murphy
	Brett Sasse



## ALL-TIME HONORS AND AWARDS

Caleb Palensky became the Omaha baseball program's first first-team Academic All-American as a senior in 2014.



- Daniel Jewett
- Mitch Larson
- Collin Leif
- Connor Messinger
- Alex Mortensen
- Sam Murphy
- Caleb Palensky
- Dawson Porter
- Brett Sasse
- Alex Schultz
- Tyler Splichal
- Danny Suiter
- Clayton Taylor
- Justin Threlkeld
- Cole Volkers
- Zach Williamsen
- 2015
- Corey Binger
- Zach Eden
- Tyler Fox
- Cole Gruber
- Isaac Holt
- Daniel Jewett
- Cole Johnston
- Collin Leif
- Pete Macke
- Shane Meltz
- Alex Mortensen
- Sam Murphy
- Brett Sasse
- Riley Sweeney
- Clayton Taylor
- Cole Volkers
- Zach Williamsen
- Jack Wilson

- Riley Sweeney
- Clayton Taylor
- Jack Wilson

### SUMMIT LEAGUE COMMISSIONER'S LIST OF ACADEMIC EXCELLENCE

- 2013
- Josh Bullock
- Cory Buckley
- Anthony Falcone
- Mitch Kracl
- Connor McCrite
- Dylan McGill
- Alex Mortensen
- Caleb Palensky
- Sam Raetz
- Tyler Splichal
- Matt Tew
- Cole Volkers
- Zach Williamsen
- 2014
- Brett Bass
- Josh Bullock
- Dylan Casey
- Andrew Dergan
- Anthony Falcone
- Tyler Fox
- Cole Gruber
- Daniel Jewett
- Connor Messinger

- Sam Murphy
- Caleb Palensky
- Steven Schoonover
- Alex Schultz
- Tyler Splichal
- Clayton Taylor
- Cole Volkers
- Zach Williamsen
- 2015
- Zach Eden
- Tyler Fox
- Cole Gruber
- Tyler Hamer
- Mark Handberg
- Daniel Jewett
- Collin Leif
- Alex Mortensen
- Sam Murphy
- Brett Sasse
- Alex Schultz
- Clayton Taylor
- Justin Threlkeld
- Cole Volkers
- Zach Williamsen

### SUMMIT LEAGUE WINTER/SPRING ACADEMIC HONOR ROLL

- 2013
- Brett Bass
- Kyler Brady
- Josh Bullock

- Dylan Casey
- Andrew Dergan
- Tyler Fox
- Connor McCrite
- Cole Gruber
- Mitch Kracl
- Dylan McGill
- Connor Messinger
- Brett Miller
- Alex Mortensen
- Chris Mullins
- Sam Murphy
- Caleb Palensky
- Sam Raetz
- Alex Schultz
- Tyler Splichal
- Clayton Taylor
- Matt Tew
- 2014
- Brett Bass
- Tyler Biggs
- Josh Bullock
- Dylan Casey
- Andrew Dergan
- Zach Eden
- Anthony Falcone
- Tyler Fox
- Cole Gruber
- Tyler Hamer
- Mark Handberg



## SINGLE-SEASON BATTING RECORDS



Chris Weimer became UNO's single-season RBI leader with 77 in 2008.

### BATTING AVERAGE

1.	.481	Jack Vaccaro	(37-77)	1961
2.	.453	Joe Hendricks	(43-95)	1986
3.	.447	Rich Shefte	(51-114)	1979
	.447	Tyler Lundy	(43-191)	2010
5.	.439	Ray Fehrman	(29-66)	1962
6.	.437	Dave Poulicek	(59-135)	1982
7.	.425	Pat Gibbons	(45-106)	1986
8.	.424	Marc Centofante	(28-66)	2006
	.424	Evan Porter	(97-229)	2009
10.	.423	Wayne Backes	(30-71)	1964

### SLUGGING PERCENTAGE

Minimum 75 AB

1.	.852	Dave Poulicek	(135 AB)	1982
2.	.844	Jack Vaccaro	(77 AB)	1961
3.	.837	Chris Weimer	(227 AB)	2008
4.	.825	Rich Shefte	(114 AB)	1979
5.	.767	Jim Sledge	(150 AB)	2004
6.	.732	Chris Weimer	(220 AB)	2007
7.	.708	Dave Poulicek	(130 AB)	1981
8.	.698	Tyler Lundy	(199 AB)	2010
9.	.697	Justin Cook	(165 AB)	2002
10.	.688	Dustin Koca	(170 AB)	2008

### ON-BASE PERCENTAGE

Minimum 75 AB

1.	.592	Jack Vaccaro	(77 AB)	1961
2.	.579	Joe Hendricks	(95 AB)	1986
3.	.543	Rich Shefte	(114 AB)	1979
4.	.523	Dustin Koca	(170 AB)	2008
5.	.521	Russ Hamer	(123 AB)	1996
6.	.516	Mark Gillaspie	(86 AB)	1978

7.	.513	Marty Bassett	(87 AB)	1985
8.	.508	Pat Gibbons	(106 AB)	1986
9.	.508	Jim Sledge	(150 AB)	2004
10.	.504	Josh Johnson	(94 AB)	2000

### GAMES PLAYED

1.	61	Chad Leon		2005
	61	Josh Shirk		2005
	61	Bryan Frew		2007
	61	Evan Porter		2007
	61	Evan Porter		2009
	61	Jeremy Klein		2009
	61	Brian Strawn		2009
8.	60	Troy Cloyd		2005
	60	Lyla Lafountain		2005
	60	Chris Weimer		2007
	60	Andrew Hansen		2009

### GAMES STARTED

1.	61	Chad Leon		2005
	61	Josh Shirk		2005
	61	Bryan Frew		2007
	61	Evan Porter		2007
	61	Jeremy Klein		2009
	61	Evan Porter		2009
7.	60	Troy Cloyd		2005
	60	Andrew Hansen		2009
	60	Brian Strawn		2009
10.	59	Lyle Lafountain		2005
	59	Lyle Lafountain		2006
	59	Min Sung		2006
	59	Evan Porter		2006
	59	Chris Weimer		2007

### AT-BATS

1.	232	Josh Shirk		2005
2.	231	Andrew Hansen		2009
3.	229	Evan Porter		2009
4.	227	Chad Leon		2005
	227	Chris Weimer		2008
6.	223	Evan Porter		2007
7.	222	Bryan Frew		2007
8.	220	Chris Weimer		2007
9.	218	Jeremy Klein		2009
10.	215	Alex Schultz		2015

### RUNS SCORED

1.	79	Bryan Frew		2008
	79	Chris Weimer		2008
3.	68	Evan Porter		2008
4.	67	Chad Leon		2005
5.	62	Ryan Lafountain		2006
	62	Chad Leon		2006
	62	Andrew Hansen		2009
8.	59	Bryan Frew		2007
	59	Brady Hohl		2011
10.	58	Dan Persons		2002
	58	Dustin Koca		2008

### HITS

1.	97	Evan Porter		2009
2.	93	Andrew Hansen		2009
3.	92	Chris Weimer		2008
4.	89	Tyler Lundy		2010
5.	84	Brady Hohl		2011
6.	83	Chris Weimer		2007
	83	Drew Schwab		2009
8.	82	Chad Leon		2005
	82	Evan Porter		2008
	82	Tyler Splichal		2010

### DOUBLES

1.	33	Andrew Hansen		2009
2.	23	Evan Porter		2009
3.	22	Tyler Splichal		2010
4.	20	Justin Cook		2002
	20	Dan Persons		2002
6.	19	Troy Cloyd		2005
7.	18	Evan Porter		2008
	18	Andrew Hansen		2010
	18	Tyler Lundy		2010
	18	Colby McCord		2012



## SINGLE-SEASON BATTING RECORDS

### TRIPLES

1.	10	John Shoemaker	2000
2.	8	Dave Poulicek	1980
3.	6	Chris Weimer	2008
4.	5	Jack Vaccaro	1961
	5	Rich Bernstein	1975
	5	Rich Shefte	1979
	5	Dave Poulicek	1981
	5	Jason Herzog	2000
	5	Chad Leon	2005
10.	4	Wayne Backes	1962
	4	Don Gruidel	1964
	4	Ronnie Bernth	1967
	4	Rich Bernstein	1973
	4	Bruce Benedict	1975
	4	Ed Dineen	1984
	4	Bill Lynam	1984
	4	Gary Newton	1988
	4	Josh Johnson	2000
	4	Chris Weimer	2007
	4	Tyler Lundy	2010

### HOME RUNS

1.	23	Chris Weimer	2008
2.	18	Chris Weimer	2007
3.	15	Dave Poulicek	1982
	15	Jim Sledge	2004
	15	Evan Porter	2008
6.	14	Dustin Koca	2008
7.	13	Chad Leon	2006
8.	12	Evan Porter	2007
9.	11	Chad Leon	2005
	11	Bryan Frew	2008

### RUNS BATTED IN

1.	77	Chris Weimer	2008
2.	76	Evan Porter	2008
3.	62	Spencer Doyle	2003
	62	Evan Porter	2009
5.	61	Evan Porter	2007
	61	Dustin Koca	2008
7.	58	Chris Weimer	2007
8.	56	Tyler Lundy	2010
9.	55	Dave Poulicek	1982
	55	Eric Gordon	2002

### TOTAL BASES

1.	190	Chris Weimer	2008
2.	161	Chris Weimer	2007
3.	150	Evan Porter	2009
4.	145	Evan Porter	2008
5.	141	Andrew Hansen	2009
6.	139	Tyler Lundy	2010

7.	137	Chad Leon	2005
8.	129	Chad Leon	2006
	129	Drew Schwab	2009
10.	128	Evan Porter	2007

### WALKS

1.	60	Dustin Koca	2008
2.	51	Greg Geary	1994
3.	48	Bryan Frew	2008
4.	42	Bruce Benedict	1976
5.	40	Casey Hunter	1990
	40	Chad Leon	2006
7.	39	Greg Geary	1996
	39	David Kros	2003
9.	38	Casey Hunter	1991
10.	37	Russ Hamer	1996
	37	Bryan Frew	2006

### HIT BY PITCH

1.	23	Eric Gordon	2003
2.	22	Min Sung	2006
3.	20	Josh Johnson	2000
4.	17	Mat Eikmeier	2008
5.	16	Tom Sullivan	1994
	16	Jake Benne	2010
7.	15	Casey Klapperich	2007
	15	Evan Porter	2007
	15	Evan Porter	2008
	15	Andrew Hansen	2010
	15	Collin Leif	2015

### SACRIFICE FLIES

1.	8	Spencer Doyle	2003
	8	Brett Koehn	2009
3.	7	Mat Eikmeier	2009
	7	Jeremy Klein	2009
5.	6	Joe Deutsch	1992
	6	Greg Geary	1994
	6	Chad Leon	2005
	6	Mat Eikmeier	2008
	6	Dustin Koca	2008
	6	Matt Eikmeier	2009
	6	Ryan Hook	2010
	6	Tyler Davies	2011

### SACRIFICE HITS

1.	19	Alex Kotera	2007
2.	16	Tyler Splichal	2014
3.	13	Cole Gruber	2013
4.	11	David Bodnar	2005
5.	10	Ty Fleck	2002
	10	David Bodnar	2004
	10	Bryan Frew	2008

10	Tyler Splichal	2013	
9.	9	Mark Martinez	1979
	9	Min Sung	2006
	9	Collin Leif	2015

### STOLEN BASES

1.	35	Bryan Frew	(35-40)	2008
2.	34	Cole Gruber	(34-38)	2014
3.	28	Chad Leon	(28-35)	2006
4.	26	Jake Wurth	(26-28)	2001
5.	25	Steve Nabity	(25-25)	1976
6.	24	Joe Maia	(24-24)	1993
7.	23	Gary Newton	(23-24)	1988
	23	Patrick Johnston	(23-27)	2002
9.	22	Rich Bernstein	(22-22)	1975
10.	22	Cole Gruber	(22-28)	2015

### STOLEN BASE ATTEMPTS

1.	40	Bryan Frew	(35-40)	2008
2.	38	Cole Gruber	(34-38)	2014
3.	35	Chad Leon	(28-35)	2006
4.	28	Jake Wurth	(26-28)	2001
	28	Cole Gruber	(22-28)	2015
6.	27	Patrick Johnson	(23-27)	2002
7.	26	Bryan Frew	(20-26)	2007
8.	25	Steve Nabity	(25-25)	1976
	25	Jake Wurth	(17-25)	2004
10.	24	Dick Dineen	(21-24)	1985
	24	Jim Palensky	(20-24)	1985
	24	Gary Newton	(23-24)	1988
	24	Jay Maia	(24-24)	1993
	24	Jake Wurth	(16-24)	2003
	24	Min Sung	(20-24)	2006





## SINGLE-SEASON PITCHING RECORDS

### EARNED RUN AVERAGE

Minimum 50 IP

1.	0.00	Bob Offerjost	(58.2 IP)	1953
2.	0.52	Larry Krehbiel	(52.1 IP)	1964
3.	1.35	Steve Lipman	(53.1 IP)	1962
4.	1.37	Dave Blum	(52.2 IP)	1976
5.	1.44	Gary Girouard	(62.2 IP)	1965
6.	1.50	Ken McEwen	(72.0 IP)	1966
7.	1.58	Steven Schoonover	(51.1 IP)	2014
8.	1.71	Larry Krehbiel	(68.1 IP)	1965
9.	1.77	Jim Kantor	(61.0 IP)	1977
10.	1.80	Tyler Cloyd	(85.0 IP)	2007

### STRIKEOUTS/9 INNING GAME

Minimum 50 IP


1.	15.66	Joe Holtmeyer	(87.1 IP)	2010
2.	12.90	Larry Krehbiel	(52.1 IP)	1964
3.	12.78	Larry Krehbiel	(68.1 IP)	1965
4.	12.44	Barry Miller	(72.1 IP)	1962
5.	12.29	Barry Miller	(82.0 IP)	1961
6.	12.09	Joe Holtmeyer	(57.1 IP)	2009
7.	11.92	Joe Holtmeyer	(71.0 IP)	2011
8.	11.06	Gary Girouard	(62.2 IP)	1965
9.	10.91	Tim Huber	(78.1 IP)	2008
10.	10.75	Nick Russell	(68.2 IP)	2005

### STRIKEOUTS

1.	152	Joe Holtmeyer	2010
2.	112	Barry Miller	1961
3.	100	Barry Miller	1962
4.	97	Larry Krehbiel	1965
5.	96	Tyler Cloyd	2007
6.	95	Tim Huber	2008
7.	94	Joe Holtmeyer	2011
8.	93	Troy Cloyd	2005
9.	91	Mike Metz	1977
10.	88	Ron Barnes	1988
	88	Chris Kessinger	2008

### WINS

1.	11	Barry Miller	(11-0)	1962
	11	Chris Kessinger	(11-1)	2008
3.	10	Troy Cloyd	(10-3)	2005
	10	Josh Lundin	(10-1)	2006
	10	Ben Percival	(10-4)	2009
6.	9	Barry Miller	(9-1)	1961
	9	Tim Huber	(9-1)	2008
	9	Chris Kessinger	(9-4)	2009
	9	Joe Holtmeyer	(9-2)	2010
	9	Tyler Fox	(9-1)	2014



Tyler Fox threw 93.2 innings in his junior season, the third-highest single-season total in school history.

### SAVES

1.	11	Nate McCabe	2003
2.	8	Nate McCabe	2002
	8	Shawn Smith	2006
	8	Shawn Smith	2007
5.	7	Chris Irsfeld	1995
6.	6	Brandon Kelley	2005
	6	Blake Denoyer	2006
8.	5	Mike Jones	1985
	5	Josh Bullock	2014
10.	4	Jon Crosby	1997
	4	Brandon Dahl	2009
	4	Anthony Falcone	2014

### APPEARANCES

1.	22	Chris Irsfeld	1996
	22	Nate McCabe	2003
	22	Anthony Falcone	2014
4.	21	Shawn Smith	2006
5.	20	Shawn Smith	2007
	20	Nate McCabe	2002
7.	19	Blake Denoyer	2007
8.	18	Joe Mancuso	1982
	18	Jon Crosby	1997
	18	Adam Drury	2005
	18	Brandon Kelley	2005
	18	Brandon Dahl	2007

### SHUTOUTS

1.	5	Larry Krehbiel	1964
	5	Troy Cloyd	2005
3.	4	Larry Krehbiel	1965

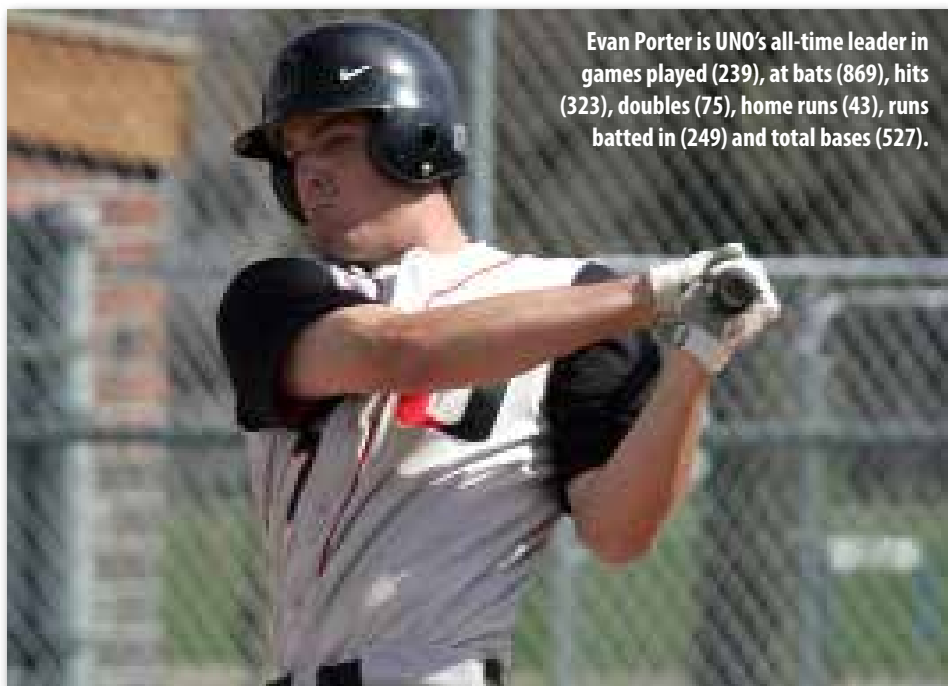
4	Dave Blum	1976	
4	Mike Metz	1977	
6.	3	Steve Lipman	1962
	3	Jack Holder	1966
	3	Ken McEwen	1966
	3	Rich Bernstein	1974
	3	Dave Blum	1977
	3	Kyle Funk	2001

### INNINGS PITCHED

1.	100.1	Ben Percival	2009
2.	96.0	Troy Cloyd	2005
3.	93.2	Tyler Fox	2015
4.	88.1	Zach Williamsen	2015
5.	87.1	Joe Holtmeyer	2010
6.	87.0	Mike Metz	1977
7.	86.1	Chris Kessinger	2009
8.	85.0	Tyler Cloyd	2007
9.	82.0	Barry Miller	1961
10.	78.2	Tyler Fox	2014



## CAREER BATTING RECORDS



Evan Porter is UNO's all-time leader in games played (239), at bats (869), hits (323), doubles (75), home runs (43), runs batted in (249) and total bases (527).

### BATTING AVERAGE

Minimum 200 AB

1.	.391	Chris Weimer	(175-447)	2007-08
2.	.378	Drew Schwab	(98-259)	2008-09
	.378	Andrew Hansen	(159-421)	2009-10
4.	.375	Dave Poulicek	(189-504)	1979-82
5.	.373	Troy Cloyd	(85-228)	2004-05
6.	.372	Evan Porter	(323-869)	2006-09
7.	.371	Joe Benes	(86-232)	1979-81
8.	.369	Brady Hohl	(156-423)	2009-12
	.369	Tyler Splichal	(138-374)	2010-13
10.	.367	Chad Leon	(158-430)	2005-06

### SLUGGING PERCENTAGE

Minimum 200 AB

1.	.785	Chris Weimer	(447 AB)	2007-08
2.	.696	Dave Poulicek	(504 AB)	1979-82
3.	.682	Jim Sledge	(302 AB)	2003-04
4.	.619	Chad Leon	(430 AB)	2005-06
5.	.614	Troy Cloyd	(228 AB)	2004-05
6.	.610	Justin Cook	(405 AB)	2001-03
7.	.606	Evan Porter	(869 AB)	2006-09
8.	.586	Ed Dineen	(321 AB)	1982-85
9.	.581	Eric Gordon	(465 AB)	2000-03
10.	.575	Drew Schwab	(259 AB)	2008-09

### ON-BASE PERCENTAGE

Minimum 200 AB

1.	.502	Russ Hamer	(233 AB)	1995-96
2.	.491	Joe Benes	(232 AB)	1979-81

3.	.480	Lyle Lafountain	(367 AB)	2005-06
4.	.474	Justin Cook	(405 AB)	2001-03
5.	.472	Greg Geary	(531 AB)	1994-97
6.	.469	Bruce Benedict	(338 AB)	1974-76
7.	.467	Casey Hunter	(204 AB)	1990-91
8.	.462	Bryan Frew	(772 AB)	2005-08
9.	.461	Ed Dineen	(321 AB)	1982-85
10.	.460	John Shoemaker	(501 AB)	1998-2002

### GAMES PLAYED

1.	239	Evan Porter	2006-09
2.	233	Bryan Frew	2005-08
3.	211	Tyler Splichal	2010-14
4.	195	Matt Meyer	2005-09
5.	193	Caleb Palensky	2011-14
6.	185	Jake Wurth	2001-04
7.	183	Brian Goliber	2006-09
8.	181	Brady Hohl	2009-12
9.	173	Greg Geary	1994-97
10.	164	Spencer Doyle	2000-03

### GAMES STARTED

1.	239	Evan Porter	2006-09
2.	226	Bryan Frew	2005-08
3.	211	Tyler Splichal	2010-14
4.	174	Jake Wurth	2001-04
5.	169	Brian Goliber	2006-09
6.	159	Brady Hohl	2009-12
7.	157	Mat Eikmeier	2007-09
8.	153	Spencer Doyle	2000-03

9.	152	Josh Shirk	2003-05, 2008
10.	148	Patrick Johnston	2000-03
	148	Matt Meyer	2005-09

### AT-BATS

1.	869	Evan Porter	2006-09
2.	772	Bryan Frew	2005-08
3.	753	Tyler Splichal	2010-14
4.	670	Caleb Palensky	2011-14
5.	632	Brady Hohl	2009-12
6.	608	Jake Wurth	2001-04
7.	569	Josh Shirk	2003-05, 2008
8.	544	Alex Schultz	2013-present
9.	540	Mat Eikmeier	2007-09
10.	531	Greg Geary	1994-97

### RUNS SCORED

1.	222	Bryan Frew	2005-08
2.	215	Evan Porter	2006-09
3.	151	Jake Wurth	2001-04
4.	141	Greg Geary	1994-97
5.	140	Dave Poulicek	1979-82
	140	Brady Hohl	2009-12
7.	139	John Shoemaker	1998-2002
8.	135	Patrick Johnston	2000-03
9.	129	Chris Weimer	2007-08
	129	Chad Leon	2005-06

### HITS

1.	323	Evan Porter	2006-09
2.	268	Bryan Frew	2005-08
3.	249	Tyler Splichal	2010-14
4.	218	Brady Hohl	2009-12
5.	198	Caleb Palensky	2011-14
6.	189	Dave Poulicek	1979-82
7.	186	Josh Shirk	2003-05, 08
8.	181	Jake Wurth	2001-04
9.	176	Mat Eikmeier	2007-09
10.	175	Greg Geary	1994-97
	175	Chris Weimer	2007-08

### DOUBLES

1.	75	Evan Porter	2006-09
2.	51	Andrew Hansen	2009-10
3.	49	Bryan Frew	2005-08
4.	42	Justin Cook	2001-03
5.	45	Caleb Palensky	2011-14
	45	Tyler Splichal	2010-14
7.	38	Pat Gibbons	1983-86
	38	John Shoemaker	1998-2002
9.	37	Brady Hohl	2009-12
10.	36	Josh Shirk	2004-05, 2008



## CAREER BATTING RECORDS

### TRIPLES

1.	16	Dave Poulicek	1979-82
2.	14	John Shoemaker	1998-2002
3.	12	Rich Bernstein	1973-76
4.	10	Chris Weimer	2007-08
5.	9	Bryan Frew	2005-08
6.	8	Bruce Benedict	1974-76
	8	Ed Dineen	1982-85
8.	7	Rich Shefte	1976-79
	7	Tim Conway	1978, 1980-81
	7	Chad Leon	2005-06
	7	Travis Jacobi	2008-11
	7	Caleb Palensky	2011-14

### HOME RUNS

1.	43	Evan Porter	2006-09
2.	41	Chris Weimer	2007-08
3.	34	Dave Poulicek	1979-82
4.	26	Eric Gordon	2000-03
5.	25	Jim Sledge	2003-04
6.	24	Chad Leon	2005-06
7.	21	Jake Wurth	2001-04
	21	Bryan Frew	2005-08
9.	19	Mike Sullivan	1992-95
	19	Greg Geary	1994-97
	19	Justin Cook	2001-03

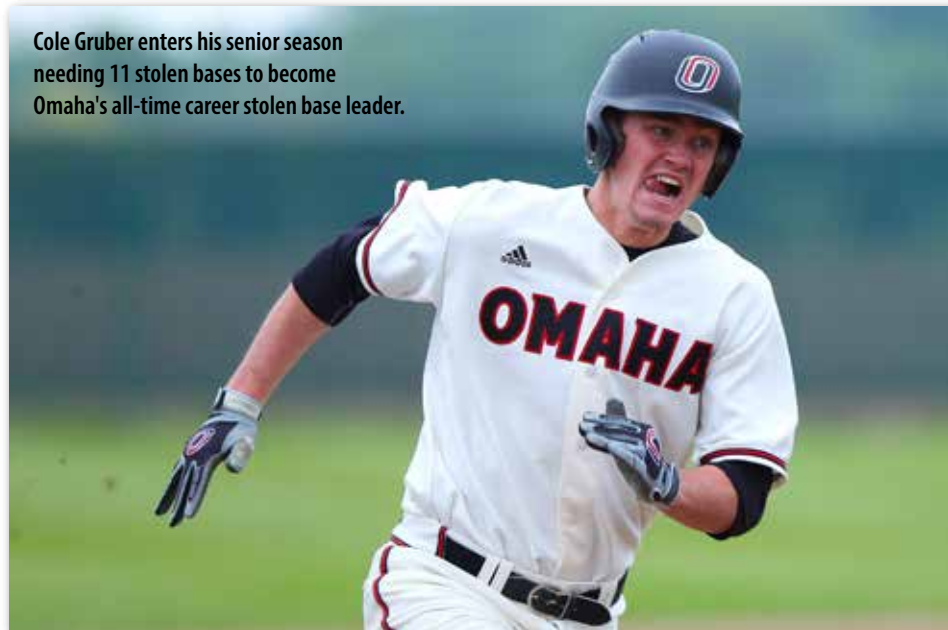
### RUNS BATTED IN

1.	249	Evan Porter	2006-09
2.	153	Dave Poulicek	1979-82
3.	152	Bryan Frew	2005-08
4.	135	Chris Weimer	2007-08
5.	131	Greg Geary	1994-97
	131	Spencer Doyle	2000-03
7.	125	Eric Gordon	2000-03
8.	122	Caleb Palensky	2011-14
9.	117	Jake Wurth	2001-04
	112	Tyler Splichal	2010-14

### TOTAL BASES

1.	527	Evan Porter	2006-09
2.	398	Bryan Frew	2005-08
3.	351	Dave Poulicek	1979-82
	351	Chris Weimer	2007-08
5.	326	Tyler Splichal	2010-14
6.	292	Caleb Palensky	2011-14
7.	288	Jake Wurth	2001-04
	288	Brady Hohl	2009-12
9.	270	John Shoemaker	1998-02
	270	Eric Gordon	2000-03

Cole Gruber enters his senior season needing 11 stolen bases to become Omaha's all-time career stolen base leader.



### WALKS

1.	149	Bryan Frew	2005-08
2.	145	Greg Geary	1994-97
3.	87	Matt Piechota	1989-92
4.	86	John Shoemaker	1998-2002
5.	84	Doug Speckman	1987-90
6.	83	Rich Shefte	1976-79
7.	78	Casey Hunter	1990-91
	78	Steve Nabity	1975-77
9.	77	Pete Englund	1996-99
10.	76	Mark Mancuso	1976-79

### SACRIFICE FLIES

1.	15	Evan Porter	2006-09
	15	Mat Eikmeier	2007-09
	15	Caleb Palensky	2011-14
4.	14	Greg Geary	1994-97
5.	11	Spencer Doyle	2000-03
	11	Jeremy Klein	2008-10
7.	10	Brett Koehn	2009-10
8.	10	Alex Mortensen	2012-15
9.	9	Josh Shirk	2003-05, 2008
	9	Brady Hohl	2009-12
	9	Tyler Splichal	2010-14

### SACRIFICE HITS

1.	34	Tyler Splichal	2010-14
2.	27	Bryan Frew	2005-08
3.	25	David Bodnar	2003-06
	25	Cole Gruber	2013-present
5.	21	Alex Kotera	2006-07
6.	18	Brian Goliber	2006-09

7.	17	Bill Ryan	1992-95
	17	Greg Geary	1994-97
	17	Ty Fleck	2002-03
	17	Mat Eikmeier	2007-09

### STOLEN BASES

1.	72	Bryan Frew	(72-86)	2005-08
2.	70	Jake Wurth	(70-90)	2001-04
3.	62	Cole Gruber	(61-71)	2013-present
4.	52	Patrick Johnston	(52-61)	2000-03
5.	48	Matt Meyer	(48-54)	2005-09
6.	44	Gary Newton	(44-48)	1985-88
	44	Chad Leon	(44-54)	2005-06
8.	43	Jay Maia	(43-43)	1992-93
9.	42	Travis Jacobi	(42-48)	2008-11
10.	40	Gary Haney	(40-40)	1973-76



## CAREER PITCHING RECORDS

### EARNED RUN AVERAGE

Minimum 75 IP

1.	0.00	Bob Offerjost	(101.2 IP)	1950-53
2.	1.19	Larry Krehbiel	(120.2 IP)	1963-65
3.	1.98	Ken McEwen	(136.2 IP)	1963-66
4.	2.18	Rick Onkka	(86.2 IP)	1976-77, 1979
5.	2.33	Erv Rehder	(89.0 IP)	1966-69
	2.33	Jack Holder	(108.1 IP)	1966-68
7.	2.42	Tyler Cloyd	(154.1 IP)	2006-07
8.	2.51	Barry Miller	(154.1 IP)	1960-62
9.	2.61	Larry Carlson	(89.2 IP)	1966-69
10.	2.73	Jim Kantor	(154.2 IP)	1974-77

### STRIKEOUTS

1.	323	Joe Holtmeyer		2009-11
2.	277	Tim Huber		2005-08
3.	226	Mike Metz		1975-78
4.	212	Barry Miller		1960-62
5.	204	Kyle Funk		2000-03
6.	185	Ron Barnes		1986-89
7.	178	Josh Lundin		2005-07
8.	172	Larry Krehbiel		1963-65
10.	170	Joe Benes		1979-81
	170	Chris Kessinger		2008-09

### WINS

1.	29	Kyle Funk	(29-7)	2000-03
2.	24	Tim Huber	(24-9)	2005-08
	24	Joe Holtmeyer	(24-8)	2009-2011
4.	22	Mike Metz	(22-10)	1975-78
5.	20	Barry Miller	(20-1)	1960-62
	20	Chris Kessinger	(20-5)	2008-09
	20	Tyler Fox	(20-7)	2013-present
8.	19	Josh Lundin	(19-10)	2005-07
	19	Dave Blum	(19-17)	1976-79
10.	16	Rich Bernstein	(16-5)	1973-76
	16	Jim Kantor	(16-4)	1974-77
	16	Troy Charf	(16-7)	1993-96

### SAVES

1.	19	Nate McCabe		2002-03
2.	16	Shawn Smith		2006-07
3.	14	Brandon Dahl		2006-10
4.	11	Chris Irsfeld		1992, 1994-96
	11	Josh Bullock		2010-14
6.	10	Blake Denoyer		2005-08
7.	6	Brandon Kelley		2005
8.	5	Mike Jones		1985-86
	5	Anthony Falcone		2011-14
10.	4	Gary Price		1987-88
	4	Ethan Anderson		1992-95
	4	Jon Crosby		1996-97
	4	Jim O'Connor		2000-01

4	Weston Cooper	2002-05
4	Brian Strawn	2008-09
4	Cole Volkers	2012-15

### APPEARANCES

1.	63	Brandon Dahl		2006-10
2.	57	Chris Irsfeld		1992, 1994-96
3.	56	Kyle Funk		2000-03
4.	55	Blake Denoyer		2005-08
	55	Tim Huber		2005-08
6.	53	Josh Bullock		2010-14
7.	50	Weston Cooper		2002-05
	50	Zach Williamsen		2012-15
9.	48	Jeff Spilker		2001-04
10.	48	Anthony Falcone		2011-14

### GAMES STARTED

1.	47	Kyle Funk		2000-03
2.	41	Tim Huber		2005-08
3.	40	Tyler Fox		2013-present
4.	39	Matt Tew		2010-13
5.	37	Zach Williamsen		2012-15
6.	35	Dave Blum		1976-79
	35	Joe Holtmeyer		2009-11
8.	34	Mike Metz		1975-78
	34	Josh Lundin		2005-07
10.	27	Chris Kessinger		2008-09
11.	26	Ron Barnes		1986-89
12.	25	Tyler Cloyd		2006-07
13.	24	Chris Tate		2001-03
	24	Troy Cloyd		2004-05

### COMPLETE GAMES

1.	25	Mike Metz		1975-78
2.	24	Dave Blum		1976-79
3.	15	Rich Bernstein		1973-76
	15	Ron Barnes		1986-89
	15	Clark Anderson		1987-88
	15	Troy Cloyd		2004-05
7.	14	Joe Benes		1979-81
	14	Angelo Intile		1972, 1974-76
	14	Jim Kantor		1974-77
	14	Joe Holtmeyer		2009-2011

### GAMES FINISHED

1.	42	Brandon Dahl		2006-10
2.	39	Nate McCabe		2002-03
3.	37	Blake Denoyer		2005-08
4.	33	Shawn Smith		2006-07
5.	16	Weston Cooper		2002-05
6.	15	Jeff Spilker		2001-04
	15	Brandon Kelley		2005

15	Mark Johnson	2007-11	
15	Zach Croonquist	2010-12	
10.	12	James Adams	2004-06
	12	Jim O'Connor	2000-01

### SHUTOUTS

1.	9	Larry Krehbiel		1963-65
2.	8	Dave Blum		1976-79
3.	6	Mike Metz		1975-78
	6	Troy Cloyd		2004-05
5.	5	Kyle Funk		2000-03
6.	4	Jack Holder		1966-68
	4	Rich Bernstein		1973-76
	4	Tyler Cloyd		2006-07
9.	3	Steve Lipman		1962
	3	Ken McEwen		1963-66
	3	Mike Fantaski		1977-80
	3	Joe Holtmeyer		2009-11

### INNINGS PITCHED

1.	255.2	Mike Metz		1975-78
2.	253.0	Tim Huber		2005-08
3.	249.1	Kyle Funk		2000-03
4.	236.1	Zach Williamsen		2012-15
5.	228.2	Tyler Fox		2013-present
6.	227.0	Dave Blum		1976-79
7.	216.2	Matt Tew		2010-13
8.	215.2	Joe Holtmeyer		2009-2011
9.	182.2	Ron Barnes		1986-89
10.	166.1	Josh Lundin		2005-07

### BATTERS FACED

1.	1,115	Tim Huber		2005-08
2.	1,096	Kyle Funk		2000-03
3.	1,086	Zach Williamsen		2012-15
4.	977	Matt Tew		2010-13
5.	956	Tyler Fox		2013-present
6.	924	Joe Holtmeyer		2009-11
7.	780	Josh Lundin		2005-07
8.	711	Chris Kessinger		2008-09
9.	666	Chris Tate		2001-03
10.	650	Tyler Cloyd		2006-07



# YEAR-BY-YEAR STATISTICAL LEADERS

## ANNUAL BATTING LEADERS

Year	Batting Avg.	Home Runs	Runs Batted In	Doubles	Triples	Stolen Bases
1972	Dan Hill, .302	Jack Medick, 4	Jack Medick, 14	Al Eckley, 7	Mike Zahm, 2	Curt Peterson, 14
1973	Jack Medick, .353	Tim Porter, 3	Jack Medick, 35	Dave Ksiazek, 6	Rich Bernstein, 4	Dave Ksiazek, 7
1974	Rich Bernstein, .397	Sova, Hercinger, 1	Bernstein, 15	4 tied with 4	3 tied with 2	Steve Nabity, 25
1975	Bruce Benedict, .382	Bruce Benedict, 5	Al Wees, 31	Al Wees, 8	Rich Bernstein, 5	Rich Bernstein, 22
1976	Al Wees, .331	Jim Hercinger, 7	Al Wees, 42	Al Wees, 11	3 tied with 2	Steve Nabity, 25
1977	Rich Shefte, .338	Jeff Hunter, 6	Jeff Hunter, 25	Rich Shefte, 8	Steve Nabity, 2	Rich Shefte, 13
1978	B. Gillaspie/R. Shefte, .314	Two tied with 2	Mark Mancuso, 15	Mark Mancuso, 6	Tim Conway, 3	Mark Gillaspie, 10
1979	Rich Shefte, .447	Rich Shefte, 8	Rich Shefte, 42	Rich Shefte, 9	Rich Shefte, 5	John Oberdank, 10
1980	Joe Benes, .355	Dave Poulicek, 7	Dave Poulicek, 34	D. Poulicek/J. Benes, 6	Dave Poulicek, 8	Tom Neumann, 6
1981	Dave Poulicek, .400	Dave Poulicek, 7	Dave Poulicek, 43	Dave Poulicek, 9	Dave Poulicek, 5	Larry Klein, 9
1982	Dave Poulicek, .437	Dave Poulicek, 15	Dave Poulicek, 55	Kirk Nelson, 11	6 tied with 1	Kirk Nelson, 10
1983	R. Stambaugh, .352	R. Stambaugh, 4	R. Stambaugh, 31	R. Stambaugh, 11	Ed Dineen, 2	Larry Klein, 8
1984	Ed Dineen, .422	3 tied with 4	Ed Dineen, 20	Pat Gibbons, 11	Bill Lynam, 4	Ed Dineen, 12
1985	Dick Dineen, .381	Bill Lynam, 9	E. Dineen/P. Gibbons, 39	Pat. Gibbons, 10	Lynam/Palensky, 2	Dick Dineen, 21
1986	Joe Hendricks, .453	Mike Cody, 4	Pat Gibbons, 37	Pat Gibbons, 17	5 tied with 1	Gary Newton, 14
1987	Scott Limbo, .328	R. Venclauskas, 5	Gary Newton, 20	Scott Limbo, 12	Speckman/Newton, 1	Newton/Petry, 7
1988	Rich Spicl, .301	Brian Flemming, 4	Jac Catton, 22	G. Newton/J. Catton, 7	Gary Newton, 4	Gary Newton, 23
1989	Gary Lane, .313	Gary Lane, 6	Gary Lane, 26	Gary Lane, 11	Matt Piechota, 3	Scott LeMay, 10
1990	Brian Bohnet, .355	Gary Lane, 6	Casey Hunter, 21	Casey Hunter, 9	Brent Ryba, 2	HunterLeMay, 6
1991	Tom Vacek, .315	Tim Meyer, 4	Tim Meyer, 30	3 tied with 5	Dalton/Weberg, 2	3 tied with 4
1992	Jay Maia, .379	Joe Deutsch, 5	Joe Deutsch, 36	Matt Piechota, 9	Jay Maia, 3	Jay Maia, 19
1993	Tim Meyer, .388	T. Sullivan/J. Maia, 4	T. Moffett/J. Maia, 29	Todd Moffett, 12	Joe Deutsch, 2	Jay Maia, 24
1994	Dave Vallinch, .358	Mike Sullivan, 9	Greg Geary, 39	Tom Sullivan, 14	G. Geary/C. Worley, 2	Bill Ryan, 12
1995	Joe Daneff, .369	Joe Daneff, 7	Joe Daneff, 34	Joe Daneff, 12	3 tied with 1	Bill Ryan, 7
1996	Russ Hamer, .350	A. Kusleika/G. Geary, 5	Russ Hamer, 33	Russ Hamer, 12	Tom Sweeny, 2	Pete Englund, 12
1997	Pete Englund, .405	Greg Geary, 7	Greg Geary, 52	Derek Voss, 16	4 tied with 2	F. Waltman, 6
1998	Brent Rasmussen, .405	Brent Rasmussen, 6	Brent Rasmussen, 36	Brent Rasmussen, 11	R. Lockee/M. Haynes, 2	F. Waltman, 9
1999	Jason Herzog, .406	Pete Englund, 7	Jason Herzog, 44	3 tied with 12	John Shoemaker, 2	Justin Siebler, 3
2000	John Shoemaker, .377	Jason Herzog, 5	John Shoemaker, 43	Jason Herzog, 13	John Shoemaker, 10	John Shoemaker, 11
2001	Justin Cook, .370	Justin Cook, 3	Spencer Doyle, 25	Justin Cook, 3	Eric Rysdam, 3	Jake Wurth, 26
2002	David Kros, .407	J. Cook/E. Gordon, 10	Eric Gordon, 55	E. Gordon/D. Persons, 20	J. Shoemaker/D. Persons, 2	Patrick Johnston, 23
2003	Erick Gordon, .375	3 tied with 10	Spencer Doyle, 62	E. Gordon/S. Doyle, 15	Patrick Johnston, 3	Jake Wurth, 16
2004	Jim Sledge, .367	Jim Sledge, 15	Jim Sledge, 43	3 tied with 13	K. Whitman/J. Kilker 2	Jake Wurth, 17
2005	Troy Cloud, .366	Chad Leon, 11	Chad Leon, 52	Troy Cloud, 19	Chad Leon, 5	Chad Leon, 16
2006	Marc Centofante, .424	Chad Leon, 13	Evan Porter, 50	Evan Porter, 17	Bryan Few, 3	Chad Leon, 28
2007	Chris Weimer, .377	Chris Weimer, 18	Evan Porter, 61	Evan Porter, 17	Chris Weimer, 4	B. Frew/M. Meyer, 20
2008	Chris Weimer, .405	Chris Weimer, 23	Chris Weimer, 77	Evan Porter, 18	Chris Weimer, 6	Bryan Frew, 35
2009	Evan Porter, .424	Evan Porter, 10	Evan Porter, 62	Andrew Hansen, 33	3 tied with 3	Travis Jacobi, 15
2010	Tyler Lundy, .447	Tyler Lundy, 8	Tyler Lundy, 56	Tyler Splichal, 22	Tyler Lundy, 4	Travis Jacobi, 15
2011	Brady Hohl, .408	Jed Hanson, 8	Jed Hanson, 48	Caleb Palensky, 14	Mark Waldron, 3	Brady Hohl, 15
2012	Colby McCord, .435	Alex Mortensen, 4	Alex Mortensen, 26	Colby McCord, 18	Palensky/Donner/McCrite, 2	Brady Hohl, 14
2013	Cory Buckley, .391	Ryan Keele, 6	Ryan Keele, 33	Alex Mortensen, 15	Cory Buckley, 2	Brett Bass, 11
2014	Clayton Taylor, .342	Clayton Taylor, 9	Clayton Taylor, 48	Clayton Taylor, 17	Taylor/Jewett/Gruber/Palensky, 2	Cole Gruber, 34
2015	Cole Gruber, .399	Clayton Taylor, 8	Clayton Taylor, 42	Alex Schultz, 12	Clayton Taylor, 2	Cole Gruber, 22



## YEAR-BY-YEAR STATISTICAL LEADERS

### ANNUAL PITCHING LEADERS

Year	Wins	Earned Run Average (min. 20 IP)	Strikeouts	Saves
1972	Angelo Intile, 6	Gary Walker, 2.19	Angelo Intile, 63	Statistic not kept
1973	Rick Vuagniaux, 5	Neil Barna, 2.45	Gary Walker, 66	Statistic not kept
1974	Rich Bernstein, 5	Rich Bernstein, 1.72	Dan Langer, 50	Statistic not kept
1975	Rich Bernstein, 7	Rich Bernstein, 2.13	Dan Langer, 49	Statistic not kept
1976	Dave Blum, 6	Dave Blum, 1.37	Mike Metz, 50	M. Metz/R. Weigel, 1
1977	Mike Metz, 7	Jim Kantor, 1.77	Mike Metz, 91	Lyle Simmons, 3
1978	Mike Metz, 5	Jeff Koth, 1.63	Mike Metz, 58	Lyle Simmons, 5
1979	4 tied with 4	Dan Gomez, 2.67	Dan Gomez, 36	Lyle Simmons, 2
1980	Joe Benes, 4	Joe Benes, 3.02	Joe Benes, 73	Joe Benes/Roger Reese, 1
1981	Joe Benes, 7	Mark King, 2.61	Joe Benes, 67	G. Schuetze/G. Larsen, 1
1982	Jerry Mohr/Mark King, 5	Jerry Mohr, 3.69	Joe Mancuso, 45	Joe Mancuso, 2
1983	3 tied with 2	Mark King, 4.84	Joe Mancuso, 36	Joe Mancuso, 2
1984	Joe Mancuso, 5	Joe Mancuso, 2.77	Joe Mancuso, 48	J. Mancuso/G. Rutherford, 1
1985	Mike Grandgenett, 6	Mike Grandgenett, 3.99	Mike Grandgenett, 32	Mike Jones, 5
1986	Karl Dierman, 4	Mike Jones, 4.45	Mike Jones, 36	Pat Gibbons, 2
1987	Clark Anderson, 3	Gary Price, 4.91	Gary Lane, 24	Gary Price, 2
1988	Clark Anderson, 6	Ron Barnes, 4.48	Ron Barnes, 88	Gary Price, 2
1989	Ron Barnes, 6	Rich Spicl, 4.27	Ron Barnes, 64	---
1990	Chris Shanahan, 5	Chris Shanahan, 4.79	Mike Dmyterko, 39	Mike Dmyterko, 1
1991	Steve Paup, 3	Steve Paup, 3.16	Steve Paup, 31	---
1992	Steve Paup, 6	Cory Erspamer, 2.65	Don Karbowski, 48	J. Deutsch/C. Erspamer, 2
1993	Don Karbowski, 6	Don Karbowski, 3.54	Don Karbowski, 52	Ethan Anderson, 2
1994	C. Irsfeld/D. Vallinch 6	Ethan Anderson, 3.97	D. Vallinch/B. Van Avery, 49	Troy Charf, 2
1995	Troy Charf, 7	Dave Vallinch, 2.84	Joe Daneff, 28	Chris Irsfeld, 7
1996	Mike Kros, 4	Steve Winkler, 5.08	Jamie Cox, 34	Chris Irsfeld, 3
1997	Bill Childers, 6	Steve Synowicki, 4.41	Bill Childers, 31	Jon Crosby, 4
1998	Carey Schrank, 6	Carey Schrank, 2.11	Carey Schrank, 48	Brent Rasmussen, 1
1999	Brent Rasmussen, 7	Brent Rasmussen, 2.79	Brent Rasmussen, 64	J. McPherson/B. Temple, 1
2000	Kyle Funk, 7	Aaron Woodard, 3.15	Aaron Woodard, 56	James O'Connor, 3
2001	Kyle Funk, 7	Kyle Funk, 3.71	Aaron Woodard, 61	5 tied with 1
2002	Kyle Funk, 8	Nate McCabe, 1.26	James Peters, 61	Nate McCabe, 8
2003	Kyle Funk, 8	Nate McCabe, 3.50	Kyle Funk, 70	Nate McCabe, 11
2004	Troy Cloyd, 5	Neal Belt, 3.05	Jon Christiansen, 53	J. Adams/M. Clutts, 2
2005	Troy Cloyd, 10	Troy Cloyd, 1.88	Troy Cloyd, 93	Brandon Kelley, 6
2006	Josh Lundin, 10	Shawn Smith, 2.29	Tyler Cloyd, 77	Shawn Smith, 8
2007	Tyler Cloyd, 8	Tyler Cloyd, 1.80	Tyler Cloyd, 96	Shawn Smith, 8
2008	Chris Kessinger, 11	Chris Kessinger, 2.58	Tim Huber, 95	Brandon Dahl/Brian Strawn, 3
2009	Ben Percival, 10	Chris Kessinger, 3.02	Chris Kessinger, 82	Brandon Dahl, 4
2010	Joe Holtmeyer, 9	Brandon Dahl, 2.82	Joe Holtmeyer, 152	Brandon Dahl, 3
2011	Joe Holtmeyer, 8	Zach Croonquist, 1.19	Joe Holtmeyer, 94	C. Buckley/A.Reck, 2
2012	Z. Williamsen/C. Smith, 2	Cole Volkers, 3.16	Matt Tew, 48	Derek Landis, 2
2013	Tyler Fox, 6	Zach Williamsen, 3.38	Matt Tew, 54	Derek Landis, 7
2014	Tyler Fox, 9	Steven Schoonover, 1.58	Tyler Fox, 57	Josh Bullock, 5
2015	Zach Williamsen, 7	Tyler Fox, 2.88	Tyler Fox, 72	Cole Volkers, 3



## TEAM AND INDIVIDUAL RECORDS

### INDIVIDUAL SEASON

#### BATTING

Games.....	61	Evan Porter/Jeremy Klein (2009)
		Bryan Frew/Evan Porter (2007)
		Chad Leon/Josh Shirk (2005)
At Bats.....	232	Josh Shirk (2005)
Runs.....	79	Bryan Frew/Chris Weimer (2008)
Hits.....	97	Evan Porter (2009)
RBI.....	77	Chris Weimer (2008)
Doubles.....	33	Andrew Hansen (2009)
Triples.....	10	John Shoemaker (2000)
Home Runs.....	23	Chris Weimer (2008)
Stolen Bases.....	35	Bryan Frew (2008)
Hit by Pitch.....	23	Eric Gordon (2003)
Walks.....	60	Dustin Koca (2008)
Average.....	.491	Jack Vaccaro (1961)

#### PITCHING

Games.....	22	Nate McCabe (2003)
Innings.....	100.1	Ben Percival (2009)
Wins.....	11	Chris Kessinger (2008)
		Barry Miller (1962)
Saves.....	11	Nate McCabe (2003)
ERA.....	0.51	Larry Krehbiel (1964)
Strikeouts.....	152	Joe Holtmeyer (2010)

### INDIVIDUAL SINGLE-GAME MISCELLANEOUS

Home Runs (Game).....	3	Brian Kudym (1996 at South Dakota)
Home Runs (Doubleheader).....	4	Brian Kudym (1996 at South Dakota)
RBI (Game).....	9	Tom Sullivan (1994 vs. Peru State)
RBI (Doubleheader).....	12	Tom Sullivan (1994 vs. Peru State)

### INDIVIDUAL CAREER

Games.....	239	Evan Porter (2006-09)
At Bats.....	869	Evan Porter (2006-09)
Runs.....	222	Bryan Frew (2005-08)
Hits.....	323	Evan Porter (2006-09)
RBI.....	249	Evan Porter (2006-09)
Doubles.....	75	Evan Porter (2006-09)
Triples.....	16	Dave Poulicek (1979-82)
Home Runs.....	43	Evan Porter (2006-09)
Stolen Bases.....	72	Bryan Frew (2005-08)
Walks.....	149	Bryan Frew (2005-08)
Average.....	.403	Andrew Hansen (2009-10)

### TEAM SEASON

Games.....	61	2005, 2007, 2009
At Bats.....	1,977	2009
Runs.....	487	2008
Hits.....	663	2009
RBI.....	447	2008
Doubles.....	144	2009
Triples.....	30	2000
Home runs.....	79	2008
Stolen bases.....	103	1976
Hit by pitch.....	88	2006
Average.....	.338	2008
Innings.....	479.0	2009
Wins.....	45	2006, 2008
Saves.....	19	2006
ERA.....	2.11	1964
Strikeouts.....	472	2008



Joe Holtmeyer set Omaha's single-season record for strikeouts after fanning 152 batters in 2010.



## ALL-TIME SERIES RECORDS

Abilene Christian.....	1-2	Fort Wayne.....	8-13	Nebraska-Wesleyan .....	53-17	St. Joseph's.....	3-1
Air Force.....	5-4	Gannon .....	1-0	New Mexico .....	4-3	St. Louis .....	1-0
Arkansas .....	2-3	Georgia Southern.....	0-1	New Mexico Highlands.....	0-1	St. Mary's (Texas) .....	3-6
Arkansas-Little Rock .....	4-0	Glassboro State .....	2-0	Northeast Oklahoma.....	1-0	St. Joseph's.....	3-1
Arkansas State .....	1-0	Grambling.....	0-1	Northern Arizona .....	0-2	St. Michael's .....	2-0
Arkansas Tech.....	5-1	Grand Canyon.....	1-4	Northern Colorado .....	20-20	Stephen F. Austin .....	3-11
Army .....	0-1	Grand Valley State.....	0-3	Northern Iowa.....	5-9	Sterling .....	2-0
Ashland.....	2-2	Grand View.....	1-3	North Dakota .....	31-19	Tampa.....	0-3
Assumption.....	2-1	Hamline .....	3-1	North Dakota State .....	29-27	Tarkio .....	3-3
Aquinas College .....	1-0	Hastings.....	28-6	North Florida.....	1-0	Tarleton State.....	1-1
Augustana.....	67-42	Hillsdale.....	2-1	Northwest Missouri State.....	35-29	Texas A&M-Corpus Christi .....	1-3
Bellevue.....	22-7	Holy Cross .....	1-0	Northwestern.....	0-2	Texas Lutheran .....	2-5
Bemidji State .....	1-0	Huntington College.....	1-0	Oakland.....	5-4	Texas Wesleyan .....	0-3
Bethany-Nazarene .....	1-2	Illinois .....	0-1	Offutt AFB.....	2-1	Trinity (Texas).....	3-2
Boston College.....	1-0	Incarinate Word.....	2-1	Oklahoma Baptist .....	1-2	Truman.....	8-3
Bradley.....	4-1	Indiana State.....	1-2	Oklahoma City.....	3-0	Tulsa.....	1-3
Brandeis.....	1-0	Indianapolis .....	1-0	Olivet Nazarene.....	1-1	Union (Tenn.) .....	0-1
Briar Cliff.....	2-4	Iowa.....	4-4	Oral Roberts .....	0-6	UNLV .....	1-3
Bucknell .....	1-0	Iowa State.....	4-3	Pan American.....	2-14	Upper Iowa .....	6-1
Buena Vista .....	5-1	Jacksonville State.....	0-1	Patterson State .....	1-0	UTSA .....	0-1
BYU.....	0-1	John Brown.....	0-2	Penn State.....	0-1	Villanova .....	1-0
Cal State-Los Angeles.....	0-1	Kansas.....	0-2	Peru State .....	31-7	Washburn .....	36-36
Cameron .....	1-2	Kansas State.....	1-8	Phillips.....	3-9	Washington State .....	0-4
Carson-Newman .....	0-2	Kansas Wesleyan.....	1-3	Pittsburg State.....	17-7	Wayne State (Mich.).....	3-1
Central Missouri .....	10-19	Kentucky .....	0-2	Plano.....	2-0	Wayne State (Neb.) .....	36-39
Central Oklahoma .....	1-3	Kentucky Wesleyan .....	1-0	Quincy.....	1-0	West Chester.....	1-0
Chadron State .....	1-0	Kutztown .....	1-0	Regis.....	7-4	West Virginia Wesleyan .....	3-1
Chicago State .....	4-2	Lewis.....	1-0	Rockhurst.....	20-6	Westmar .....	5-3
Chico State.....	0-1	Lipscomb.....	1-1	Rollins.....	1-3	Western Illinois .....	14-4
Colorado Christian .....	4-0	LIU Brooklyn.....	1-0	Sacramento State.....	1-0	Western Michigan .....	1-0
Concordia (Kan.).....	5-0	MacAlester (Minn.) .....	1-0	Saint Leo .....	0-1	Western Union .....	2-0
Concordia (Minn.) .....	0-1	Maine.....	0-1	Sam Houston State .....	2-4	Western Washington.....	1-0
Concordia (Wis.).....	1-0	Mayville State .....	3-4	Seattle .....	1-2	Wichita State.....	7-3
Cortland State .....	1-0	Mesa State .....	2-3	Schreiner College .....	0-2	William Jewell.....	3-3
Creighton .....	55-57	Metro State.....	1-6	Simpson.....	10-6	Winona State .....	4-1
Dallas .....	1-3	Midland .....	32-6	Southern (LA) .....	1-0	Wisconsin-Superior .....	1-0
Dana .....	44-13	Milwaukee .....	0-1	Southern Connecticut .....	1-1	Yankton.....	1-0
Dartmouth.....	2-1	Minnesota.....	1-3	Southern Illinois.....	1-0	York.....	2-0
Defiance.....	1-0	Minnesota-Crookston.....	2-0	SIUE .....	3-2		
Doane .....	22-5	Minnesota Duluth .....	17-3	South Dakota .....	65-21		
Drake .....	15-12	Minnesota-Morris .....	13-0	South Dakota State .....	76-59		
Drury.....	2-0	Minnesota State-Mankato .....	32-39	Southeast Missouri.....	1-4		
Dubuque.....	1-0	Minot State .....	14-1	Southwest Baptist.....	8-0		
Eastern Carolina State .....	0-1	Missouri .....	0-3	Southwest Minnesota State .....	8-2		
Eastern Illinois.....	0-3	Missouri-St. Louis.....	5-8	Southwest Missouri.....	1-1		
Eastern Michigan .....	0-1	Missouri Western.....	27-12	Southeastern Oklahoma .....	9-5		
East Stroudsburg.....	1-0	Missouri Southern .....	15-11	Southwestern (Texas).....	2-1		
Embry-Riddle .....	1-1	Morningside.....	74-48	Southwest Texas State.....	2-2		
Emporia College .....	5-1	Mount St. Mary's.....	0-1	St. Benedict.....	8-3		
Emporia State .....	27-24	Murray State .....	1-10	St. Bonaventure .....	1-0		
Felician.....	1-0	Nebraska .....	10-46	St. Cloud State.....	33-17		
Fort Hays State.....	13-12	Nebraska-Kearney.....	44-31	St. Edward's (Texas) .....	1-3		





# ALL-TIME LETTERWINNERS

Name	Year(s) Lettered	Hometown	Name	Year(s) Lettered	Hometown
Josh Abel	2000	Walnut, Iowa	Josh Bullock	2011-12-13-14	Elkhorn, Neb.
James Adams	2004-05-06	Littleton, Colo.	Scott Burns	1991-92	Omaha, Neb.
Jon Ahrens	2006	Marshall, Minn.	Chris Buscino	2001-02	Omaha, Neb.
Rick Ahrens	1982	Wahoo, Neb.	Cody Butt	2004-05-06	Omaha, Neb.
Russ Albin	1991	Honolulu, Hawaii	Jim Burzinski	1991	Plainfield, Ill.
Chris Andreasen	1978	Omaha, Neb.	Robert Calvano	2014-15	Kansas City, Mo.
Ethan Anderson	1992-93-94-95	Elkhorn, Neb.	Patrick Campbell	2011	Stanton, Neb.
Jace Anderson	2010	Omaha, Neb.	Adam Caniglia	2015	Omaha, Neb.
Justin Andreson	2003	Omaha, Neb.	John Capellano	1998-99-00	Omaha, Neb.
Max Ayoub	2012	Grand Island, Neb.	Nick Carlson	1999-00	Menasha, Wis.
Dan Babe	1989-90	Gretna, Neb.	Jim Carpenter	1977-78-79	Omaha, Neb.
Nick Babe	1996-97	Omaha, Neb.	Steve Carr	1994	Kansas City, Mo.
Clint Backhaus	1986	Millard, Neb.	Reid Carter	2011	Castle Rock, Colo.
Marc Badalucco	2002-03-04-06	Elkhorn, Neb.	Dylan Casey	2013-14	Omaha, Neb.
Bryan Ballantyne	1981	Millard, Neb.	Ryan Cate	2015	Omaha, Neb.
Jeff Banghart	1981-82	Omaha, Neb.	Jac Catton	1989	Omaha, Neb.
Ron Barnes	1986-89	Omaha, Neb.	Paul Cech	1991	Schuyler, Neb.
Chris Barone	2006	Omaha, Neb.	Marc Centofante	2006	Tampa, Fla.
Greg Barnett	2004	Glasgow, Mont.	Troy Charf	1993-94-95-96	Lincoln, Neb.
Brett Bass	2013-14	Omaha, Neb.	Jeff Cherek	1980	Omaha, Neb.
Marty Basset	1983-84-85	Ogallala, Neb.	Bill Childers	1996-97	Jefferson, Ky.
Aaron Bearinger	2000-01	Omaha, Neb.	Jon Christiansen	2003-04	Lakin, Kan.
Neal Belt	2003-04	Beatrice, Neb.	Todd Christenson	1996	Omaha, Neb.
Dan Bendon	1979	Omaha, Neb.	Ryan Christenson	1998	New Hope, Minn.
Joe Benes	1979-80-81	Omaha, Neb.	Sal Christy	1996-97-98	Santa Fe, N.M.
Jake Benne	2009-10-11	Lincoln, Neb.	Ryley Cidlik	2012	Dwight, Neb.
Mike Bennett	1978	Omaha, Neb.	Dave Clark	1997-98-99	Dayton, Wyo.
Rollin Biel	1989	Elkhorn, Neb.	Jeremy Clark	2000	Ralston, Neb.
Tyler Biggs	2014	Bradenton, Fla.	Troy Cloyd	2004-05-06	Bellevue, Neb.
Bob Billinger	1977-78-79-80	Omaha, Neb.	Tyler Cloyd	2007	Bellevue, Neb.
Corey Binger	2015	Victoria, Minn.	Michael Clutts	2004	Overland Park, Kan.
Jim Birge	1993	Omaha, Neb.	Jake Cockle	2015	Papillion, Neb.
Myron Bissen	1982-83	Harlan, Iowa	Mike Cody	1986	Omaha, Neb.
Dave Blum	1977-78-79	Millard, Neb.	Chris Collins	2001-02-03	Omaha, Neb.
Travis Bock	1990	Columbus, Neb.	Curtis Collins	1993	Waterbury, Conn.
David Bodnar	2003-04-05-06	Omaha, Neb.	Mike Collinson	1992	Swift Current, Saskatchewan, Canada
Mark Boehm	2005	Ogden, Iowa	Dan Connelly	1979	Omaha, Neb.
Brian Bohnet	1989-90	Council Bluffs, Iowa	David Conrad	2010	Polk City, Iowa
Jusitn Boles	2000	Glenwood, Iowa	Tim Conway	1978-80-81	Ralston, Neb.
Ryan Bolt	2010-11	Omaha, Neb.	Glen Cook	1996	North Platte, Neb.
Matt Boro	2007	Omaha, Neb.	Justin Cook	2001-02-03	Excelsior Springs, Mo.
Kyler Brady	2013	Littleton, Colo.	Ray Cooper	2000	Omaha, Neb.
Mike Braun	1983	Hooper, Neb.	Weston Cooper	2002-03-04-05	Central City, Neb.
Jim Brenzia	1978	Omaha, Neb.	Chris Corrin	1993	Mineola, Iowa
Jamie Bretschneider	1996-97	Norfolk, Neb.	Matt Cowger	1983	Omaha, Neb.
Dan Brinkman	1998	Lincoln, Neb.	Jamie Cox	1996-97	Princeton, Minn.
Paul Broderick	1998-99	Omaha, Neb.	Sam Cromer	1990	Millard, Neb.
Ben Brown	2011	Omaha, Neb.	Zach Croonquist	2010-11-12	Omaha, Neb.
Cody Brown	2011-12	Yorktown, Va.	Jon Crosby	1996-97	Ralston, Neb.
Justin Bruns	2008	Plattsmouth, Neb.	Tom Culhane	1991	Omaha, Neb.
Duane Brus	1991-92-93	Harlan, Iowa	Joe Cunningham	1996-97	Ralston, Neb.
Cory Buckley	2011-12-13	Bellevue, Neb.	Brian Cyronek	2000-02	Omaha, Neb.
Andrew Buehler	2015	Trenton, Ill.	Monty Dagaanaar	1978	Ralston, Neb.
Bill Buglewicz	1977	Omaha, Neb.	Brandon Dahl	2007-08-09-10	Omaha, Neb.



## ALL-TIME LETTERWINNERS

<u>Name</u>	<u>Year(s) Lettered</u>	<u>Hometown</u>	<u>Name</u>	<u>Year(s) Lettered</u>	<u>Hometown</u>
Kyle Dahman	2009	Raymore, Mo.	Dustin Garrens	1995	Elkhorn, Neb.
Forest Dalton	1989-90-91	Omaha, Neb.	Gregg Gausden	2014-15	Elkhorn, Neb.
Joe Daneff	1993-94-95	Omaha, Neb.	Greg Geary	1994-95-96-97	Omaha, Neb.
Dave Dasenbrock	1979	Omaha, Neb.	Dan Gibbons	2002	Omaha, Neb.
Tyler Davies	2011	Papillion, Neb.	Pat Gibbons	1983-84-85-86	Ralston, Neb.
Ken Davis	1993-94	Omaha, Neb.	Mark Gillaspie	1978	Omaha, Neb.
Jaimie Dean	1996	Santa Fe, N.M.	Bruce Godwin	1985	Bellevue, Neb.
Steve DeBauche	1992	Omaha, Neb.	Jeff Goetz	1982	Sheboygan, Wis.
Matt DeGagne	2008	Brandon, Manitoba, Canada	Brian Goliber	2007-08-09	Orange City, Iowa
John Depa	1981	Omaha, Neb.	Dan Gomez	1978-79-80	Omaha, Neb.
Sam DeGeorge	1986	Omaha, Neb.	Greg Gonzalez	1991	Omaha, Neb.
Blake DeNoyer	2005-06-07-08	Grand Island, Neb.	Manuel Gonzalez	1982-84	Omaha, Neb.
Andrew Dergan	2013-14	Omaha, Neb.	Brian Goliber	2006	Orange City, Iowa
Joe Deutsch	1992-93	Jordan, Minn.	Val Goodmen	1981	Omaha, Neb.
Karl Dierman	1986	Columbus, Neb.	Eric Gordon	2000-01-02-03	Lincoln, Neb.
John Dillingham	1998	Omaha, Neb.	Jeff Gordon	1990-91-92-93	Omaha, Neb.
Dick Dineen	1984-85	Omaha, Neb.	Gary Gottsch	1981-82-83-84	Valley, Neb.
Ed Dineen	1982-83-84-85	Omaha, Neb.	Mike Grandgenett	1984-85	Omaha, Neb.
Rick Dischler	1977	Papillion, Neb.	Brad Greensbush	1992-93	Burnsville, Minn.
Mike Dmyterko	1989-90	Omaha, Neb.	Chris Griesman	2001	Grand Island, Neb.
Scotty Donner	2011-12	Crofton, Neb.	Cole Gruber	2013-14-15	Papillion, Neb.
Dave Dowthitt	1983	Omaha, Neb.	Cory Grzbielski	1995	Omaha, Neb.
Spencer Doyle	2000-01-02-03	Lincoln, Neb.	Will Guideback	2000-02	Clinton, Calif.
Brian Drake	1994-95-96-97	Waverly, Neb.	Mike Gustavsson	1998	Hibbing, Minn.
Bill Dropinski	1992	Omaha, Neb.	Ian Hagan	2002	Minneapolis, Minn.
Adam Drury	2004-05	Tampa, Fla.	Tim Hallet	1992-93-94-95	Omaha, Neb.
Brian Durow	1999-00	Omaha, Neb.	Eric Hammer	2001	Omaha, Neb.
Aaron Eckrich	2003	Neola, Iowa	Russ Hamer	1995-96	Wayne, Neb.
Zach Eden	2014-15	Arvada, Colo.	Tyler Hamer	2014-15	Elburn, Ill.
Mat Eikmeier	2007-08-09	Howells, Neb.	Mark Handberg	2014-15	Edina, Minn.
Jim Elam	2001	Macon, Mo.	Brant Hanisch	2004	Sloan, Iowa
Justin Elliot	2002	Gretna, Neb.	Cody Hansen	2005	Lincoln, Neb.
Pete Englund	1999	Omaha, Neb.	Andrew Hansen	2009-10	Lakeville, Minn.
Steve Erickson	1990	Millard, Neb.	Jeff Hansen	2005-06	Omaha, Neb.
Todd Erickson	1986	Bellevue, Neb.	Paul Hansen	2009	Columbus, Neb.
Dan Ernst	1997-98	Omaha, Neb.	Jed Hanson	2010-11	Forest Lake, Minn.
Cory Erspamer	1991-92-93-94	Omaha, Neb.	Scott Hanson	1992-93	Council Bluffs, Iowa
Marcus Ethen	2013-14-15	Omaha, Neb.	Brent Harris	1978	Omaha, Neb.
Anthony Falcone	2011-12-13-14	Omaha, Neb.	Tim Hartigan	1978-79-80	Omaha, Neb.
Landon Fall	2011-12	Kansas City, Mo.	Jeff Hastings	1983	Omaha, Neb.
Mike Fanhtaski	1977-78-79-80	Papillion, Neb.	Brian Hauck	2006-07	Stillwater, Minn.
Brandon Finn	1999	Greeley, Neb.	Chuck Hayes	1980	Council Bluffs, Iowa
Perry Fisher	1982-83	Omaha, Neb.	Mike Haynes	1999	Omaha, Neb.
Mike Fitzpatrick	1991	Omaha, Neb.	Matt Haynes	1999-00-01-02	Omaha, Neb.
Ty Fleck	2002-03	North Platte, Neb.	Jason Hein	1996	Moose Jaw, Saskatchewan, Canada
Adam Ford	1998-99	Omaha, Neb.	Joe Hendricks	1985-86	West Point, Neb.
John Foresman	2001-02	Papillion, Neb.	Todd Hendrickson	1980-81	Kimball, Neb.
Jake Foutch	2004	Valley, Neb.	Jason Herzog	1999-00	Racine, Wis.
Bryan Frew	2005-06-07-08	Grand Island, Neb.	Chad Hill	1995-96	Ralston, Neb.
Tyler Fox	2013-14-15	Thornton, Colo.	Ryan Hines	2007-08	Omaha, Neb.
Kyle Funk	2000-01-02-03	Portsmouth, Iowa	Jeff Hirschbrunner	1997-98-99	Columbus, Neb.
Jeff Fuqua	1989-90-91	Omaha, Neb.	Mike Hlavacek	1983	Omaha, Neb.
Chris Fye	1985	Bellevue, Neb.	Bob Hogenmiller	1992	Blair, Neb.
Trevor Gappa	2009-10-11	Elkhorn, Neb.	Brady Hohl	2009-10-11-12	Omaha, Neb.



# ALL-TIME LETTERWINNERS

Name	Year(s) Lettered	Hometown	Name	Year(s) Lettered	Hometown
Nathan Holman	2002-03	Morris, Ill.	Mitch Kracl	2011-13	Omaha, Neb.
Doug Holmberg	1981-82	Omaha, Neb.	Lee Kramolisch	2003-04	Omaha, Neb.
Isaac Holt	2015	Colorado Springs, Colo.	Rob Krause	1992	Omaha, Neb.
Joe Holtmeyer	2009-10-11	Omaha, Neb.	Todd Kresnik	1980	Omaha, Neb.
Ryan Hook	2010	St. Joseph, Mo.	Brad Krohn	1995-96	Council Bluffs, Iowa
Randy Horning	1978-79	Omaha, Neb.	David Kros	2000-01-02-03	Omaha, Neb.
Brad Hostert	1990	Millard, Neb.	Mike Kros	1995-96-97-98	Omaha, Neb.
Tim Huber	2005-06-07-08	Omaha, Neb.	Kyle Kruger	2011	Omaha, Neb.
Max Huerter	2010	Omaha, Neb.	Mike Kubo	2010	Lisle, Ill.
Dan Hug	1978-79-80-81	Omaha, Neb.	Brian Kudym	1995-96-97-98	Omaha, Neb.
Casey Hunter	1990-91	Omaha, Neb.	Adam Kusleika	1996	Omaha, Neb.
Jeff Hunter	1977	Millard, Neb.	Dan Kuzma	2006-07-08	Lincoln, Neb.
Bernie Imig	1991-92-93-94	Omaha, Neb.	Lyle Lafountain	2005-06	Valrico, Fla.
John Imig	1981-82	Omaha, Neb.	Ryan Lafountain	2006-07	Valrico, Fla.
Chris Irsfeld	1992-93-95-96	Marshall, Minn.	Derek Landis	2011-12-13	Ralston, Neb.
Steve Iwasko	1977	Grand Rapids, Minn.	Gary Lane	1989-90	Omaha, Neb.
Brent Jackson	2005	Sioux City, Iowa	Terry Lane	1977-78	Omaha, Neb.
Travis Jacobi	2008-09-10-11	Elkhorn, Neb.	Tyler Lane	2012	Papillion, Neb.
Andrew James	2010	Omaha, Neb.	Dan Lang	1991	Ralston, Neb.
Todd Jansen	2003	Omaha, Neb.	Clark Lange	1982	Omaha, Neb.
Blair Jensen	1981	Omaha, Neb.	Dan Larsen	2006	Princeton, Minn.
Daniel Jewett	2014-15	Poulsbo, Wash.	Gregg Larsen	1981-82-83-84	Omaha, Neb.
Nick Joens	2002	Omaha, Neb.	Mitch Larson	2014-15	Edina, Minn.
Ed Johnson	1985	Indianola, Iowa	Jason Latta	1999	Omaha, Neb.
Jeff Johnson	1990	Elkhorn, Neb.	Nick Lauver	2007	Grundy Center, Iowa
Josh Johnson	2000-01	Omaha, Neb.	Gene Leduc	2007	Lincoln, Neb.
Mark Johnson	2008-09-10-11	Elsie, Neb.	Mark Lehman	1998-99	Omaha, Neb.
Tom Johnson	1978-79	Omaha, Neb.	Tony Leick	2001	Council Bluffs, Iowa
Cole Johnston	2015	Omaha, Neb.	Collin Leif	2013-14-15	Bemidji, Minn.
Patrick Johnston	2000-01-02-03	Omaha, Neb.	Scott LeMay	1989-90	Omaha, Neb.
Mike Jones	1985-86	Papillion, Neb.	Chad Leon	2005-06	Tampa, Fla.
Ron Jones	1980	Millard, Neb.	Wayne Lesley	1990	Council Bluffs, Iowa
Joe Kalamaja	1990	Omaha, Neb.	Brian Leslie	2002-03	Omaha, Neb.
Jim Kantor	1977	Omaha, Neb.	Scott Lilleskov	1991	Omaha, Neb.
Terry Kapoun	2000-01	Omaha, Neb.	Ryan Lockee	1998	Omaha, Neb.
Don Karbowski	1992-93	Omaha, Neb.	Ryan Longtin	1999-00	Grand Rapids, Minn.
Robert Kearney	2007	Tampa, Fla.	Rich Longuil	1985	Portsmouth, N.H.
Ryan Keele	2013	Bellevue, Neb.	Nate Love	2007	Roscoe, Ill.
Brandon Kelley	2005	Denver, Colo.	Bill Luksa	1978	Omaha, Neb.
Derrick Kendrick	2006	Omaha, Neb.	Josh Lundin	2005-06-07	Rapid City, S.D.
Chris Kenny	1977	Omaha, Neb.	Tyler Lundy	2010	Minot, S.D.
Brian Kent	2001	Downers Grove, Ill.	Bill Lynam	1984-85	Papillion, Neb.
Chris Kessinger	2008-09	Sioux Falls, S.D.	Pete Macke	2015	Omaha, Neb.
Justin Kilker	2004	Omaha, Neb.	Jay Maia	1992-93	Waterbury, Conn.
David King	1996	Bellevue, Neb.	Keith Maly	1990-91-92	Millard, Neb.
Mark King	1981-82-83-84	Papillion, Neb.	Joe Mancuso	1982-83-84	Omaha, Neb.
Casey Klapperich	2007	Rapid City, S.D.	Joe Mancuso	2012	Papillion, Neb.
Jeremy Klein	2008-09-10	Omaha, Neb.	Mark Mancuso	1977-78	Omaha, Neb.
Larry Klein	1981-82-83	Omaha, Neb.	Andrew Martinez	2009	Westminster, Colo.
Dustin Koca	2008	Papillion, Neb.	Mark Martinez	1978-80-81	Omaha, Neb.
Brett Koehn	2009-10	Omaha, Neb.	Derek Martinson	2001	Mankato, Minn.
Alex Kotera	2006-07	Wahoo, Neb.	Sean Mascia	2011	Woodbury, Minn.
Jeff Koth	1978	Ralston, Neb.	Andrew Masters	1998	Omaha, Neb.
Jeff Kozeny	1997-98-99	Omaha, Neb.	Nate McCabe	2002-03	Omaha, Neb.



## ALL-TIME LETTERWINNERS

<u>Name</u>	<u>Year(s) Lettered</u>	<u>Hometown</u>	<u>Name</u>	<u>Year(s) Lettered</u>	<u>Hometown</u>
Pat McCann	1978	Omaha, Neb.	Chris Olsen	1991	Hastings, Neb.
Michael McClaren	2009	Las Vegas, Nev.	Mitch Osowski	1978-80-81	Omaha, Neb.
Colby McCord	2009-10-11-12	Papillion, Neb.	Warren Ortmeier	1979	West Point, Neb.
Connor McCrite	2011-12-13	Topeka, Kan.	Caleb Palensky	2011-12-13-14	Papillion, Neb.
Adam McCullough	2003-04	Loveland, Colo.	Jim Palensky	1984-85	Ralston, Neb.
Dylan McGill	2012-13	Wahoo, Neb.	Barry Park	1982-83-84-85	Millard, Neb.
John McGuire	1982-83	Omaha, Neb.	Cole Patterson	2015	Bellevue, Neb.
Tim McKay	1986	Papillion, Neb.	Steve Paulmeyer	2005	Omaha, Neb.
John McNeil	1984-85	Omaha, Neb.	Steve Paup	1991-92	Denison, Iowa
Jeff McNichols	2010-12	Omaha, Neb.	Jared Patton	2012	Basehor, Kan.
Joe McPherson	1997-98-99-00	Ralston, Neb.	Lonnie Pegg	1982	Papillion, Neb.
Devin Meisenger	1986	Ralston, Neb.	Wade Perry	2001	Fremont, Neb.
Shane Meltz	2015	Thornton, Colo.	Dan Persons	2001-02	Bovey, Minn.
Mike Mercer	1985-86	Emerson, Iowa	Andrew Peters	2006	Omaha, Neb.
Martin Merrill	1992-93-94	Omaha, Neb.	James Peters	2000-01-02-03	Omaha, Neb.
Brett Mertins	1996	Ralston, Neb.	Fred Peterson	1983-84	Lincoln, Neb.
Connor Messinger	2013-14	Niwot, Colo.	Jason Peterson	2006-07	Aurora, Ill.
Mike Metz	1977-78	Omaha, Neb.	Ben Percival	2009	Clive, Iowa
Matt Meyer	2006-07-08-09	Elkhorn, Neb.	Will Philbin	1983	Bellevue, Neb.
Tim Meyer	1990-91-92-93	Grand Island, Neb.	Jacob Phipps	2007	Le Grand, Iowa
Ben Miller	1999-00	Omaha, Neb.	Matt Piechota	1989-90-91-92	Elkhorn, Neb.
Brett Miller	2013	Overland Park, Kan.	Mike Podjenski	1990	Omaha, Neb.
Eric Miller	1991	Yutan, Neb.	Dawson Porter	2014	Omaha, Neb.
Phil Miller	1990-91	Harlan, Iowa	Evan Porter	2006-07-08-09	Omaha, Neb.
Todd Moffett	1993-94	St. Louis, Mo.	Dave Poulicek	1979-80-81-82	Omaha, Neb.
Jerry Mohr	1982-83-84-85	Omaha, Neb.	Brad Prokupek	1996-97-98-99	Omaha, Neb.
Shawn Montgomery	2004-05-06	Omaha, Neb.	Dan Prusha	1983	Omaha, Neb.
Alex Mortensen	2012-13-15	Omaha, Neb.	Gary Rachwalik	2004	Omaha, Neb.
Larry Mortensen	1980	Omaha, Neb.	Jim Rady	1991	Bellevue, Neb.
Dan Mosier	1980	Griswold, Iowa	Sam Raetz	2012-13	Lincoln, Neb.
Derek Mueller	1995-96	Papillion, Neb.	Brent Rasmussen	1996-97-98-99	Ralston, Neb.
Scott Muilenberg	2007	Elkhorn, Neb.	Andrew Reck	2010-11-12	Cedar Rapids, Iowa
Chris Mullins	2013	Oklahoma City, Okla.	Mike Rector	2008	Knoxville, Iowa
Greg Munchrath	1985	Omaha, Neb.	Chris Redmond	1993-94-95	Omaha, Neb.
Vince Muniz	1990	Millard, Neb.	Tony Reed	2006-07	Omaha, Neb.
Kevin Munro	1983	Omaha, Neb.	Mike Reener	1990	Omaha, Neb.
Kelly Murphy	1989-90	Elkhorn, Neb.	Roger Reese	1980	Ralston, Neb.
Sam Murphy	2013-14-15	Lake Worth, Fla.	John Reid	1977	Millard, Neb.
Jim Murray	1992	Cheyenne, Wyo.	Zach Ries	2003	Omaha, Neb.
Steve Nabity	1977	Omaha, Neb.	Paul Rindone	1980	Omaha, Neb.
Bryan Nelson	1980	Arlington, Neb.	Brandon Rinne	2007	Omaha, Neb.
Derek Nelson	2010	Omaha, Neb.	Mike Ripa	1994-95	Omaha, Neb.
Jim Nelson	1981	Omaha, Neb.	Adam Robinson	1990	Imperial, Neb.
Kirk Nelson	1980-81-82	Omaha, Neb.	Nick Russel	2005-06	Omaha, Neb.
Tom Neumann	1977-78-80	Omaha, Neb.	Greg Rutherford	1984	Omaha, Neb.
Gary Newton	1985-86	Omaha, Neb.	Bill Ryan	1992-93-94-95	Lincoln, Neb.
Sam Nocita	2004	Gretna, Neb.	Brent Ryda	1989-90	Council Bluffs, Iowa
Scott Norris	2001-02	Overland Park, Kan.	Eric Rysdam	2001-02	Pine City, Minn.
Marshall Norton	1992	Louisville, Neb.	Franklin Sams	1986	Omaha, Neb.
James O'Connor	2000-01	Omaha, Neb.	Joe Salcedo	1990	Omaha, Neb.
Bernie O'Doherty	1981	Omaha, Neb.	Larry Sanders	1981	Gallipolis, Ohio
John Oberdank	1979	Norco, Calif.	Martin Sartin	2011	Hamburg, Ark.
Tom Ogee	2000-01	Omaha, Neb.	Brett Sasse	2014-15	Nebraska City, Neb.
Rich Onkka	1977	Omaha, Neb.	Tim Schaareman	2015	Honselersdijk, The Netherlands



# ALL-TIME LETTERWINNERS

Name	Year(s) Lettered	Hometown	Name	Year(s) Lettered	Hometown
Bill Schinder	1996	Omaha, Neb.	Brian Temple	1999	Burnsville, Minn.
Tom Schmidt	2009-10-11	Mahtomedi, Minn.	Joe Teshack	1979	Ralston, Neb.
Steven Schoonover	2012-13-14	Olympia, Wash.	Jason Tesmer	2000-01-02	Omaha, Neb.
Carey Schrank	1997-98	Manitowoc, Wis.	Matt Tew	2010-11-12-13	Bellevue, Neb.
Curt Schroeder	1998	West Bend, Wis.	Justin Threlkeld	2014-15	Burnsville, Minn.
Glen Schuetze	1980-81-82	West Point, Neb.	Doug Thompson	1993-94-95	LaVista, Neb.
Corbin Schulte	1990	Harlan, Iowa	Matt Tomanek	2005	Papillion, Neb.
Alex Schultz	2013-14-15	Sioux Falls, S.D.	Ryan Tomlinson	2010-12	Omaha, Neb.
Drew Schwab	2008-09	Papillion, Neb.	Greg Tubbesing	2004-05	St. Paul, Minn.
Brett Severtson	2007	Flandreau, S.D.	Tim Urban	2010	Vadnais Heights, Minn.
Mark Shaffar	1997	Omaha, Neb.	Tom Vacek	1991	Omaha, Neb.
Chris Shanahan	1989-90	Omaha, Neb.	Dave Vallinch	1994-95	Papillion, Neb.
Greg Sharpe	1990	Millard, Neb.	Jeff Van Every	1994	Omaha, Neb.
Rich Shefte	1977-78-79	Bellevue, Neb.	Ron Venclauskas	1986	Omaha, Neb.
Josh Shirk	2004-05-08	Omaha, Neb.	Adam Versendaal	2009-10	Grinnell, Iowa
John Shoemaker	1999-00-01-02	Omaha, Neb.	Brian Villafuerte	1993	Omaha, Neb.
Randy Shoults	1978-79-80	Millard, Neb.	Tim Vint	1994-95	Omaha, Neb.
Justin Siebler	1996-97-98-99	Lincoln, Neb.	Cole Volkers	2012-13-14-15	Alta Loma, Calif.
Dan Siedell	1985	Lincoln, Neb.	Derek Voss	1996-97	Brooklyn Park, Minn.
Lyle Simmons	1977-78-79-80	Omaha, Neb.	Sam Wageman	1998	Harlan, Iowa
Wes Simmons	2008-09	Tulsa, Okla.	Alex Wagner	2006	West Point, Neb.
Ron Siwa	1983	Omaha, Neb.	Mark Waldron	2011-12	Omaha, Neb.
Jim Sledge	2003-04	Omaha, Neb.	Brian Walther	1986	Bellevue, Neb.
Curtis Smith	2011-12	Calagary, Alberta, Canada	Fletcher Waltman	1997-98	Mankato, Minn.
Mick Smith	1977	Omaha, Neb.	Josh Warren	2009	Laramie, Wyo.
Shawn Smith	2006-07	Topeka, Kan.	Jim Waters	1984-85	Council Bluffs, Iowa
Wally Smolinski	1978	Omaha, Neb.	Dion Wattier	1986	Millard, Neb.
John Sorensen	2014	Papillion, Neb.	John Weatherly	1983-84	Oakland, Neb.
Jeff Sova	2003-04	Omaha, Neb.	Glenn Weberg	1991	Omaha, Neb.
Ron Sova	1983-84	Omaha, Neb.	Chris Weimer	2007-08	Iowa City, Iowa
Doug Speckman	1990	Omaha, Neb.	Taylor Weisbeck	2008	Papillion, Neb.
Rich Spicl	1989-90	Omaha, Neb.	Jake Weisenberger	1985	Tucson, Ariz.
Jeff Spilker	2001-02-03-04	Papillion, Neb.	Cedric Welch	1995	Omaha, Neb.
Tyler Splichal	2010-11-12-13-14	Bellevue, Neb.	Casey Wernke	2004	Alliance, Neb.
Mitch Sokol	1982	Clear Lake, Iowa	Rory Whaley	1991	Omaha, Neb.
Rick Stambaugh	1982-83	Waterloo, Ind.	Rob Wheeler	2011	Elkhorn, Neb.
Adam Sterling	2000	Omaha, Neb.	Kevin Whitman	2003-04-05	Brighton, Mich.
Jeff Stokes	2003	Omaha, Neb.	Mike Whitten	1993-94-95	Omaha, Neb.
Mike Story	1984-86	Blair, Neb.	Zach Williamsen	2012-13-14-15	Omaha, Neb.
Jason Strack	2001	Omaha, Neb.	Jeff Willour	1983	Omaha, Neb.
Brian Strawn	2008-09	Bellevue, Neb.	Jack Wilson	2015	Omaha, Neb.
Danny Suiter	2014	Lincoln, Neb.	Brandon Winkelmann	2011-12	Omaha, Neb.
Dan Sullivan	1999	Norfolk, Neb.	Steve Winkler	1996	Elkhorn, Neb.
Mike Sullivan	1992-93-94-95	Norfolk, Neb.	Brett Wolfe	1992	Omaha, Neb.
Tom Sullivan	1994-95	Norfolk, Neb.	Aaron Woodard	2000-01	Omaha, Neb.
Beau Suponchick	2011-12	Papillion, Neb.	Bob Woodworth	1977-78-79	Omaha, Neb.
Min Sung	2005-06	Daegu, South Korea	Jeff Wooten	1977	Omaha, Neb.
Dallas Sweazy	1999-00	Omaha, Neb.	Craig Worley	1994	Nickerson, Neb.
Tom Sweeny	1996-97	Inner Grove Heights, Minn.	Jake Wurth	2001-02-03-04	Omaha, Neb.
Riley Sweeney	2015	Chaska, Minn.	Mike Wurth	1977-78	Omaha, Neb.
Steve Synowicki	1996-97-98-99	Omaha, Neb.	Ryan Zink	1999	Omaha, Neb.
Chris Tate	2001-02-03	Kansas City, Mo.			
Clayton Taylor	2013-14-15	Omaha, Neb.			
John Taylor	1981-82	Omaha, Neb.			



## ALL-TIME RESULTS

### 1947

Head Coach: Virgil Yelkin

Record: 5-6

Morningside	W, 16-14
Nebraska B	L, 5-0
Washburn	W, 11-6
Washburn	W, 8-7
Washburn	L, 11-10
Washburn	L, 17-11
Creighton	L, 8-4
Western Union	W, 5-0
Western Union	W, 7-5
Morningside	L, 5-3
Creighton	L, 11-7

### 1948

Head Coach: Virgil Yelkin

Record: 2-11

Morningside	L, 11-6
Westmar	W, 17-4
Westmar	L, 6-2
Creighton	L, 1-0
South Dakota	W, 11-6
Westmar	W, 10-6
Westmar	L, 5-3
Washburn	L, 9-3
Washburn	L, 8-5
Creighton	L, 3-0
Morningside	L, 7-0
Washburn	L, 4-3
Washburn	L, 7-5

### 1949

Head Coach: Virgil Yelkin

Record: 8-2

Creighton	W, 16-3
Creighton	W, 11-7
Washburn	L, 7-4
Washburn	W, 2-1
Morningside	W, 2-1
Morningside	L, 10-6
Doane	W, 8-1
Doane	W, 27-5
South Dakota State	W, 6-4
South Dakota State	W, 94-45

### 1950

Head Coach: Virgil Yelkin

Record: 12-1

Emporia State	W, 10-6
Washburn	W, 10-7
Nebraska Wesleyan	W, 21-3
South Dakota State	L, 3-2

South Dakota State	W, 21-8
South Dakota	W, 12-7
Morningside	W, 16-7
Buena Vista	W, 5-4
Morningside	W, 15-6
Nebraska Wesleyan	W, 8-1
Washburn	W, 3-2
Buena Vista	W, 7-6
Simpson	W, 5-0

### 1951

Head Coach: Virgil Yelkin

Record: 5-6-1

Arkansas	L, 7-2
Arkansas	L, 14-8
Wichita State	L, 4-2
Northern Iowa	L, 2-1
Northern Iowa	L, 7-5
Morningside	W, 9-2
South Dakota State	T, 4-4
South Dakota State	W, 4-1
Morningside	W, 14-6
Simpson	W, 11-4
Northern Iowa	L, 2-1
Northern Iowa	W, 2-0

### 1952

Head Coach: Thurmon Johnson

Record: 10-3

Nebraska Wesleyan	W, 6-4
Augustana	W, 9-1
Augustana	W, 5-3
Offutt Air Base	W, 8-5
Arkansas	L, 1-0
Simpson	L, 7-0
Offutt Air Base	W, 5-4
Morningside	W, 14-1
Morningside	W, 6-5
Simpson	W, 5-3
Creighton	W, 9-0
Creighton	W, 7-1
Buena Vista	L, 13-6

### 1953

Head Coach: Virgil Yelkin

Record: 8-3

Simpson	W, 7-1
Morningside	W, 22-0
Drake	W, 6-5
Northern Iowa	W, 4-0
Morningside	W, 4-0
Buena Vista	W, 11-1
Creighton	W, 10-7

Northern Iowa	W, 2-1
Bradley	L, 4-3
Buena Vista	L, 6-4
Creighton	L, 7-3

### 1954

Head Coach: Virgil Yelkin

Record: 9-2-2

Morningside	W, 17-5
Simpson	W, 5-4
Hastings	W, 18-6
Simpson	W, 1-0
South Dakota State	L, 9-1
South Dakota State	W, 12-2
Hastings	W, 10-3
Buena Vista	T, 7-7
Creighton	W, 6-5
Buena Vista	W, 5-0
Drake	W, 5-4
Drake	L, 10-4
Creighton	T, 2-2

### 1955

Head Coach: Virgil Yelkin

Record: 10-4

Rockhurst	L, 8-7
Rockhurst	W, 6-1
Morningside	W, 24-6
Morningside	W, 17-5
Nebraska Wesleyan	L, 6-5
Drake	W, 5-0
Northern Iowa	L, 15-2
Northern Iowa	L, 7-4
Drake	W, 19-2
Creighton	W, 12-9
South Dakota State	W, 2-1
South Dakota State	W, 15-7
Hastings	W, 11-0
Creighton	W, 4-2

### 1956

Head Coach: Virgil Yelkin

Record: 13-2

Buena Vista	W, 10-6
Hastings	W, 10-8
Doane	W, 12-2
Nebraska Wesleyan	L, 7-6
South Dakota State	W, 13-1
South Dakota State	W, 9-8
Buena Vista	W, 10-1
Morningside	W, 19-3
South Dakota	W, 2-0
Rockhurst	W, 11-4



## ALL-TIME RESULTS

Rockhurst	W, 9-2
Creighton	W, 5-2
Nebraska Wesleyan	W, 7-5
Drake	L, 9-8
Creighton	W, 4-3

### 1957

Head Coach: Virgil Yelkin

Record: 8-1

Hastings	W, 13-5
Northwest Missouri State	W, 5-1
Nebraska Wesleyan	W, 12-11
South Dakota State	W, 5-4
South Dakota State	W, 4-2
Creighton	L, 9-1
South Dakota	W, 5-2
Nebraska Wesleyan	W, 5-0
Drake	W, 14-9

### 1958

Head Coach: Virgil Yelkin

Record: 5-7

Morningside	L, 7-2
North Dakota	W, 5-1
Hastings	W, 5-3
Nebraska Wesleyan	W, 5-4
Nebraska Wesleyan	L, 16-12
Rockhurst	W, 2-0
Creighton	L, 7-2
Washburn	W, 10-3
Drake	L, 5-2
South Dakota	W, 8-7
South Dakota	L, 11-8
South Dakota State	L, 8-3

### 1959

Head Coach: Virgil Yelkin

Record: 23-2

Morningside	W, 7-3
Morningside	W, 4-3
Nebraska Wesleyan	W, 19-3
Hastings	W, 9-4
South Dakota State	W, 9-8
South Dakota State	W, 3-1
St. Benedict's	W, 3-1
St. Benedict's	W, 5-2
Emporia State	W, 5-4
Emporia State	W, 8-2
Rockhurst	W, 13-8
Rockhurst	W, 12-1
College of Emporia	W, 8-0
College of Emporia	W, 9-6
Creighton	W, 9-7

North Dakota State	W, 1-0
Patterson State#	W, 15-5
Rollins#	L, 11-4
Southern Illinois#	W, 6-1
Western Washington#	W, 12-4
Rollins#	W, 13-11
Southern#	W, 17-9
Southern#	L, 10-2

\* -- NAIA Nationals (runner-up)

### 1960

Record: 19-5

South Dakota State	W, 5-0
South Dakota State	W, 7-4
St. Cloud State	W, 6-5
St. Cloud State	L, 2-1
Hastings	W, 9-0
Hastings	W, 13-1
Nebraska Wesleyan	W, 7-6
Nebraska Wesleyan	W, 8-4
Creighton	W, 7-3
Benedictine	W, 10-5
Benedictine	L, 6-5
Rockhurst	W, 13-0
Rockhurst	W, 10-9
Drake	W, 14-5
Emporia State	W, 7-4
Emporia State	W, 14-2
Washburn	L, 7-4
Washburn	W, 18-1
Minot State	W, 7-6
College of Emporia	W, 4-3
Minot State	W, 16-6
vs. Georgia Southern#	L, 4-2
vs. Morningside#	W, 8-1
vs. Sam Houston State#	L, 4-1

# -- NAIA Nationals

### 1961

Head Coach: Virgil Yelkin

Record: 19-7

Morningside	W, 4-1
Morningside	L, 1-0
Drake	W, 4-2
Nebraska Wesleyan	W, 15-3
Creighton	W, 10-5
South Dakota	W, 10-4
South Dakota State	W, 8-2
South Dakota State	L, 3-1
Benedictine	W, 5-0
Benedictine	W, 9-1
Rockhurst	W, 4-3
Rockhurst	W, 8-6

William Jewell	W, 11-3
Creighton	L, 5-4
Emporia State	W, 5-2
Emporia State	W, 1-0
Wayne State	L, 9-4
Wayne State	W, 13-1
Wayne State	W, 7-6
Mayville State	W, 9-0
Emporia State	W, 5-3
Sacramento State#	W, 2-1
Gramblin#	L, 4-1
Defiance#	W, 9-1
East Carolina State	L, 11-3

# -- NAIA Nationals

### 1962

Head Coach: Virgil Yelkin

Record: 18-6

South Dakota	W, 3-2
South Dakota State	W, 4-3
South Dakota State	W, 13-8
St. Cloud State	W, 5-3
St. Cloud State	W, 5-1
Drake	L, 6-5
Morningside	W, 12-1
Morningside	W, 5-0
Emporia State	W, 8-3
Dubuque	W, 10-2
Creighton	W, 9-5
Emporia State	L, 8-5
Emporia State	W, 9-3
Nebraska Wesleyan	L, 5-4
Nebraska Wesleyan	W, 5-0
Benedictine	W, 8-0
Benedictine	W, 10-3
Rockhurst	W, 7-2
Rockhurst	W, 6-3
Washburn	W, 2-1
Washburn	L, 4-3
Pittsburg State	L, 10-9
Pittsburg State	L, 9-4
Creighton	W, 10-2

### 1963

Head Coach: Virgil Yelkin

Record: 21-2

Simpson	W, 12-1
Simpson	W, 8-5
Peru State	W, 12-1
Peru State	W, 13-2
Northwest Missouri State	W, 5-2
Northwest Missouri State	W, 6-1
Hastings	W, 9-0



## ALL-TIME RESULTS

Morningside	W, 6-1
Morningside	W, 14-4
Drake	W, 7-3
Creighton	W, 5-1
Rockhurst	W, 6-5
Washburn	W, 7-0
Washburn	L, 3-0
Emporia State	W, 9-7
Emporia State	W, 12-2
South Dakota State	W, 7-1
Benedictine	W, 5-3
Benedictine	W, 7-3
Arkansas State	W, 5-2
Washburn	L, 5-3
Nebraska Wesleyan	W, 7-5
Nebraska Wesleyan	W, 7-1

### 1964

Head Coach: Virgil Yelkin

Record: 18-2

Peru State	W, 6-1
Peru State	W, 5-4
South Dakota State	W, 2-0
South Dakota State	W, 7-1
Hastings	W, 7-0
Hastings	W, 3-1
Drake	W, 17-2
Emporia State	W, 4-0
Emporia State	W, 10-3
Washburn	W, 5-0
Washburn	W, 8-3
Nebraska Wesleyan	W, 15-7
Creighton	W, 7-2
Creighton	W, 8-0
Sterling	W, 8-1
Wayne State	W, 7-6
Wayne State	W, 5-4
Mayville State	W, 7-2
vs. Mayville State#	L, 1-0
vs. Mayville State#	L, 3-0

# -- NAIA regional playoff; Mayville State later forfeited these games because of an ineligible player.

### 1965

Head Coach: Virgil Yelkin

Record: 22-8

Nebraska Wesleyan	W, 1-0
Nebraska Wesleyan	W, 4-1
Wichita State	W, 1-0
Wichita State	L, 5-1
Oklahoma City	W, 8-2
Arkansas	W, 9-7
Arkansas	W, 6-3

Phillips	W, 1-0
Phillips	L, 1-0
Phillips	W, 3-0
Drake	W, 4-3
Creighton	W, 7-2
Creighton	W, 7-2
Emporia State	L, 4-2
Washburn	L, 5-1
Wayne State	L, 5-3
South Dakota State	W, 23-1
South Dakota State	L, 6-5
William Jewell	W, 3-2
Pittsburg State	W, 7-0
Sterling	W, 7-4
Wayne State	W, 9-4
Wayne State	W, 7-1
Minot State	W, 7-2
Minot State	W, 6-3
vs. Glassboro State#	W, 3-0
vs. Sam Houston#	W, 4-0
vs. Carson Newman#	L, 4-1
vs. Glassboro State#	W, 7-5
vs. Carson Newman#	L, 3-2

# -- NAIA Nationals (runner-up)

### 1966

Head Coach: Virgil Yelkin

Record: 22-8

Northeast Oklahoma	W, 6-0
Wichita State	W, 5-3
Phillips	L, 3-0
Phillips	W, 5-4
Nebraska Wesleyan	W, 9-2
Nebraska Wesleyan	W, 5-2
Rockhurst	W, 5-1
Rockhurst	W, 3-2
Wayne State	W, 16-2
Wayne State	L, 7-5
Creighton	W, 11-2
Creighton	W, 6-4
Emporia State	W, 9-6
Emporia State	W, 6-5
Pittsburg State	L, 14-4
Emporia State	W, 13-10
Washburn	L, 5-4
Hastings	W, 4-0
Hastings	W, 3-2
Drake	L, 3-1
Dana	W, 6-0
Nebraska Wesleyan	W, 3-2
Creighton	W, 6-5
Kansas Wesleyan	W, 3-2
Dana	W, 6-1

Minot State	L, 3-0
Minot State	W, 1-0
Minot State	W, 4-2
vs. Southern#	L, 9-7
vs. New Mexico Highland#	L, 7-3

\* -- NAIA Nationals

### 1967

Head Coach: Virgil Yelkin

Record: 22-7

Arkansas Tech	W, 9-3
Arkansas Tech	W, 6-3
Tulsa	L, 11-5
Tulsa	L, 4-3
Southeast Oklahoma	W, 1-0
Phillips	L, 6-0
Hastings	W, 4-0
Hastings	W, 9-2
Washburn	W, 6-4
Washburn	L, 12-8
Creighton	W, 11-8
Wichita State	W, 5-1
Wichita State	W, 9-3
South Dakota State	W, 4-1
South Dakota State	W, 9-2
Rockhurst	W, 18-8
Rockhurst	W, 1-0
South Dakota	W, 7-2
South Dakota	W, 5-2
Emporia State	W, 7-6
Washburn	L, 7-6
Concordia (Neb.)	W, 4-2
Dana	W, 3-1
Creighton	W, 4-2
Creighton	W, 7-3
Washburn	L, 16-4
College of Emporia	W, 9-4
Washburn	W, 6-4
Nebraska-Kearney	L, 5-3

### 1968

Head Coach: Virgil Yelkin

Record: 17-10

Midland	W, 7-1
Midland	W, 17-3
Oklahoma City	W, 7-3
Oklahoma City	W, 16-1
Phillips	L, 6-3
Phillips	L, 9-3
Phillips	L, 8-3
South Dakota State	W, 8-3
South Dakota State	W, 5-4
Creighton	W, 4-0





## ALL-TIME RESULTS

Washburn	L, 3-1
Washburn	L, 5-3
Pittsburg State	W, 2-0
Emporia State	W, 8-6
Fort Hays State	W, 5-3
Emporia State	L, 5-3
Emporia State	L, 5-4
Hastings	W, 7-1
Hastings	W, 5-2
Wayne State	L, 4-0
Wayne State	W, 5-3
Nebraska-Kearney	W, 11-1
Concordia (Neb.)	W, 5-1
Nebraska-Kearney	W, 9-6
College of Emporia	L, 3-1
Southeast Oklahoma	W, 9-4
William Jewell	L, 8-7

### 1969

Head Coach: Virgil Yelkin

Record: 18-10

Trinity	W, 7-5
St. Mary's	W, 7-0
St. Edward's	L, 4-3
Southwestern	W, 3-2
Nebraska Wesleyan	W, 12-2
Nebraska Wesleyan	L, 3-1
Drake	W, 6-1
Drake	L, 7-5
William Jewell	L, 6-4
William Jewell	W, 6-2
South Dakota	W, 3-0
South Dakota	W, 8-6
Creighton	L, 8-5
Nebraska-Kearney	W, 7-5
Nebraska-Kearney	W, 4-3
Emporia State	L, 4-3
Pittsburg State	L, 6-5
Pittsburg State	W, 7-3
Emporia State	L, 9-0
Wayne State	W, 11-4
Wayne State	W, 8-3
Dana	W, 11-1
Chadron State	W, 3-2
Wayne State	W, 7-1
Creighton	W, 7-6
Phillips	L, 1-0
Yankton	W, 7-1
Phillips	L, 5-1

### 1970

Head Coach: Carl Meyers

Record: 19-13

Bethany-Nazarene	W, 4-1
Bethany-Nazarene	L, 1-0
Trinity	L, 6-3
Southwestern	L, 9-7
Southwest Texas State	W, 12-10
St. Mary's	L, 6-5
Missouri	L, 10-1
Wichita State	W, 3-1
Wichita State	W, 7-0
Dana	W, 10-0
Dana	W, 3-1
Nebraska Wesleyan	W, 10-2
Nebraska Wesleyan	W, 3-0
Nebraska-Kearney	L, 2-0
Nebraska-Kearney	L, 4-3
Hastings	W, 7-4
Hastings	W, 15-3
Creighton	W, 6-3
Creighton	W, 6-5
Drake	W, 4-3
Drake	W, 8-4
Pittsburg State	W, 2-0
Washburn	L, 3-0
Emporia State	L, 4-0
Washburn	L, 5-2
Washburn	W, 3-2
Concordia (Neb.)	W, 4-0
Wayne State	W, 2-0
Wayne State	L, 5-0
Wayne State	W, 8-5
Mayville State	L, 4-3
Southeast Oklahoma	L, 4-0

### 1971

Head Coach: Virgil Yelkin

Record: 16-16

No Results Available

### 1972

Head Coach: Virgil Yelkin

Record: 18-14

Pan American	L, 3-1
Pan American	L, 11-10
Southwest Texas State	L, 5-2
Texas Lutheran	L, 1-0
Texas Lutheran	W, 1-0
St. Mary's	L, 4-3
Texas Wesleyan	L, 13-4
Southeast Oklahoma	W, 2-1
Southeast Oklahoma	L, 3-1

South Dakota	L, 3-0
South Dakota	W, 8-0
Concordia (Neb.)	W, 3-2
Concordia (Neb.)	W, 3-2
Washburn	W, 7-1
Washburn	W, 3-2
Midland Lutheran	W, 5-0
Midland Lutheran	W, 12-4
Omaha Royals (exh.)	L, 4-0
Creighton	W, 8-6
Creighton	L, 2-0
Dana	L, 7-3
Dana	W, 9-1
Nebraska-Kearney	W, 4-2
Nebraska-Kearney	W, 7-6
Wayne State	L, 6-0
Wayne State	W, 5-2
Drake	L, 1-0
Drake	W, 9-1
Pittsburg State	W, 6-1
Dana	W, 6-3
Wayne State	L, 4-2
Dana	L, 9-8

### 1973

Head Coach: Virgil Yelkin

Record: 19-18

Oklahoma Baptist	L, 6-1
Oklahoma Baptist	W, 9-2
Pan American	L, 3-0
Pan American	L, 1-0
Pan American	L, 3-2
Pan American	L, 4-1
Union (Tenn.)	L, 4-3
Pan American	W, 9-6
St. Mary's	W, 6-1
Dallas	L, 8-7
Southeast Oklahoma	W, 3-2
Midland Lutheran	W, 12-0
Midland Lutheran	W, 6-0
Creighton	W, 3-1
Creighton	L, 8-1
South Dakota	W, 5-0
South Dakota	W, 5-2
Nebraska-Kearney	W, 4-3
Nebraska-Kearney	W, 6-1
Nebraska Wesleyan	W, 7-5
Nebraska Wesleyan	W, 1-0
Drake	L, 7-2
Drake	L, 4-2
Wayne State	W, 9-2
Wayne State	L, 8-6
Washburn	L, 5-3



## ALL-TIME RESULTS

Washburn	W, 4-2
Washburn	W, 4-2
Northern Colorado	L, 11-1
Fort Hays State	L, 4-0
Dana	W, 10-4
Dana	L, 10-5
Peru State	W, 11-0
Dana	L, 9-7

### 1974

Head Coach: Virgil Yelkin

Record: 18-12

No Results Available

### 1975

Head Coach: Virgil Yelkin

Record: 27-13

No Results Available

### 1976

Head Coach: Virgil Yelkin

Record: 33-12

Eastern Illinois	W, 2-1
Missouri-St. Louis	W, 7-4
South Dakota	W, 5-4
Missouri-St. Louis	W, 4-3
SIU-Edwardsville	L, 2-1
Saint Louis	W, 4-3
St. Cloud State	W, 14-3
St. Cloud State	W, 9-1
Minot State	W, 8-2
Minot State	W, 5-3
South Dakota	W, 4-0
South Dakota	W, 5-4
Creighton	W, 3-2
Creighton	W, 7-2
Dana	W, 7-2
Dana	W, 9-0
Missouri Western	W, 5-3
Missouri Western	W, 11-1
Kansas State	L, 12-10
Kansas State	L, 5-3
Washburn	W, 5-0
Washburn	L, 8-4
Nebraska	W, 3-2
Nebraska	L, 6-3
Bellevue	W, 7-3
Bellevue	W, 1-0
Nebraska	L, 11-3
Nebraska	W, 1-0
Iowa State	W, 13-4
Iowa State	W, 15-1
Nebraska-Kearney	W, 11-1

Nebraska-Kearney	W, 11-2
Midland Lutheran	W, 12-0
Midland Lutheran	W, 8-1
Wayne State	L, 6-2
Wayne State	W, 9-0
Westmar	W, 28-1
Westmar	W, 7-1
vs. Missouri-St. Louis#	W, 12-6
vs. Southeast Missouri State#	L, 12-4
vs. Minnesota State#	W, 10-6
vs. Southeast Missouri State#	L, 4-2

# -- NCAA Regionals

### 1977

Head Coach: Bob Gates

Record: 29-14 (8-4 NCC)

3/22	at John Brown	L, 10-2
	at John Brown	L, 3-2
3/24	at Arkansas Tech	W, 7-0
	at Arkansas Tech	W, 12-3
3/25	at Arkansas-Little Rock	W, 3-0
	at Arkansas-Little Rock	W, 10-3
3/26	at Arkansas-Little Rock	W, 9-6
	at Arkansas-Little Rock	W, 5-0
3/30	Creighton	W, 7-2
	Creighton	W, 2-1
4/1	St. Cloud State	W, 5-3
	St. Cloud State	W, 6-3
4/8	Dana	W, 2-0
	Dana	W, 4-3
4/9	at Nebraska	L, 5-0
	at Nebraska	L, 7-0
4/12	Missouri Western	W, 2-0
	Missouri Western	W, 7-5
4/15	at Wayne State	W, 10-1
	at Wayne State	W, 6-0
4/16	at Creighton	L, 8-7
4/22	at Minnesota State*	L, 1-0
	at Minnesota State*	W, 3-2
4/23	at Minnesota State*	W, 3-2
	at Minnesota State*	L, 5-4
4/26	Nebraska	W, 4-1
	Nebraska	L, 8-5
4/29	Northern Iowa*	W, 2-0
	Northern Iowa*	W, 7-2
4/30	Northern Iowa*	W, 1-0
	Northern Iowa*	L, 6-0
5/2	at Iowa State	L, 5-0
	at Iowa State	W, 5-2
5/6	at Morningside*	L, 2-1
	at Morningside*	W, 5-4
5/7	Morningside*	W, 4-3
	Morningside*	W, 3-0

5/13	vs. Minnesota State\$	L, 10-0
5/14	vs. South Dakota State#	W, 3-0
	vs. Minnesota State#	W, 3-2
	vs. Missouri-St. Louis#	L, 7-3
5/15	vs. Southeast Missouri State#	W, 2-1
	vs. Missouri-St. Louis#	L, 2-1

\* -- Conference games

\$ -- NCC Tournament - Mankato, Minn.

# -- NCAA Regionals -- Mankato, Minn.

### 1978

Head Coach: Bob Gates

Record: 19-15 (9-7 NCC)

3/29	at New Mexico	L, 9-7
	at New Mexico	W, 4-3
3/30	at New Mexico	L, 8-6
	at New Mexico	L, 5-4
4/1	at New Mexico	L, 10-1
	at New Mexico	L, 5-2
4/4	at Creighton	W, 2-1
	at Creighton	W, 7-5
4/7	Nebraska Wesleyan	W, 12-2
	Nebraska Wesleyan	W, 14-0
4/11	Iowa State	W, 5-2
	Iowa State	L, 3-2
4/12	Dana	W, 11-10
	Dana	W, 10-5
4/14	at Morningside*	L, 6-1
	at Morningside*	W, 2-1
4/15	at Morningside*	L, 3-2
	at Morningside*	W, 4-3
4/22	South Dakota*	W, 9-2
	South Dakota*	L, 2-1
4/25	Northern Iowa*	W, 6-3
	Northern Iowa*	L, 2-1
4/28	South Dakota State*	W, 2-1
	South Dakota State*	W, 4-2
4/29	South Dakota State*	L, 5-0
	South Dakota State*	L, 3-0
5/1	Bellevue	W, 10-0
	Bellevue	W, 7-3
5/2	Creighton	L, 7-1
	Creighton	L, 5-4
5/5	at North Dakota State*	W, 8-0
	at North Dakota State*	W, 6-4
5/6	at North Dakota State*	W, 3-1
	at North Dakota State*	L, 5-2

\* -- Conference games

### 1979

Head Coach: Bob Gates

Record: 20-18 (12-4 NCC)

3/26	vs. Southeast Oklahoma^	W, 2-0
------	-------------------------	--------



# ALL-TIME RESULTS

3/27	vs. Southwest Missouri State <sup>^</sup>	L, 4-2
3/28	vs. Southeast Oklahoma <sup>^</sup>	W, 4-0
3/29	at New Mexico <sup>^</sup>	L, 11-1
	at New Mexico <sup>^</sup>	L, 14-5
3/30	at New Mexico <sup>^</sup>	L, 6-3
	at New Mexico <sup>^</sup>	L, 16-2
4/7	at South Dakota*	L, 10-9
	at South Dakota*	L, 7-5
4/8	at South Dakota*	W, 14-1
	at South Dakota*	L, 5-4
4/11	Nebraska	L, 5-0
	Nebraska	L, 4-1
4/13	Morningside*	W, 6-2
	Morningside*	L, 13-9
4/14	Morningside*	W, 9-1
	Morningside*	W, 5-4
4/16	Nebraska-Kearney	W, 6-4
	Nebraska-Kearney	L, 3-2
4/21	North Dakota State*	W, 9-1
	North Dakota State*	W, 9-0
4/22	South Dakota State*	W, 8-0
	South Dakota State*	W, 3-0
4/24	Nebraska Wesleyan	W, 11-1
	Nebraska Wesleyan	W, 6-2
4/26	Dana	L, 9-8
	Dana	W, 6-3
4/27	Creighton	L, 4-3
4/28	at Creighton	L, 8-7
	at Creighton	W, 7-2
5/1	at Nebraska	L, 4-2
	at Nebraska	L, 20-5
5/4	at North Dakota*	W, 5-4
	at North Dakota*	W, 4-3
5/5	at Augustana*	W, 5-1
	at Augustana*	W, 5-0

\* -- Conference games

<sup>^</sup> -- New Mexico Tournament - Albuquerque, N.M.

## 1980

Head Coach: Bob Gates

Record: 18-22 (11-5 NCC)

3/22	vs. Iowa <sup>^</sup>	L, 10-8
	vs. Iowa <sup>^</sup>	L, 21-0
3/24	at New Mexico <sup>^</sup>	L, 17-6
	vs. Iowa <sup>^</sup>	L, 5-4
	at New Mexico <sup>^</sup>	L, 8-5
3/26	vs. Iowa <sup>^</sup>	L, 6-3
3/28	vs. Texas-El Paso <sup>^</sup>	L, 15-5
	at New Mexico <sup>^</sup>	W, 2-0
4/4	South Dakota*	W, 6-3
	South Dakota*	W, 7-3
4/5	South Dakota*	L, 3-2
	South Dakota*	W, 7-3

4/7	Dana	W, 5-4
	Dana	W, 14-10
4/8	Bellevue	W, 2-1
	Bellevue	W, 18-7
4/11	at Creighton	W, 3-2
	at Creighton	L, 3-2
4/12	Nebraska Wesleyan	W, 8-7
	Nebraska Wesleyan	L, 9-7
4/13	Creighton	L, 8-4
	Creighton	L, 4-3
4/15	at Nebraska-Kearney	L, 13-7
	at Nebraska-Kearney	L, 6-4
4/19	North Dakota*	W, 4-1
	North Dakota*	W, 6-1
4/20	Augustana*	L, 12-7
	Augustana*	W, 1-0
4/22	at Nebraska	L, 13-3
	at Nebraska	L, 10-3
4/26	at Morningside*	L, 1-0
	at Morningside*	L, 9-8
4/27	at Morningside*	W, 7-2
	at Morningside*	W, 6-5
4/29	Nebraska	L, 9-5
	Nebraska	L, 13-5
5/2	at North Dakota State*	L, 7-1
	at North Dakota State*	W, 4-3
5/3	at South Dakota State*	W, 16-10
	at South Dakota State*	W, 10-1

\* -- Conference games

<sup>^</sup> -- New Mexico Tournament - Albuquerque, N.M.

## 1981

Head Coach: Bob Gates

Record: 31-16 (15-1 NCC)

3/23	vs. SIU-Edwardsville <sup>^</sup>	W, 11-6
	at New Mexico <sup>^</sup>	L, 10-8
3/24	vs. SIU-Edwardsville <sup>^</sup>	L, 7-6
3/25	at New Mexico <sup>^</sup>	W, 5-3
	vs. Northern Arizona <sup>^</sup>	L, 8-4
3/27	at New Mexico <sup>^</sup>	L, 10-5
	vs. Southwest Missouri State <sup>^</sup>	L, 15-4
3/28	at New Mexico <sup>^</sup>	W, 2-1
	vs. Northern Arizona	L, 13-9
3/31	Nebraska Wesleyan	W, 5-3
	Nebraska Wesleyan	W, 12-9
4/1	Dana	W, 7-6
	Dana	W, 11-10
4/4	at South Dakota*	W, 8-0
	at South Dakota*	W, 5-2
4/5	at South Dakota*	W, 4-2
	at South Dakota*	W, 9-7
4/7	Nebraska Wesleyan	W, 11-7
	Nebraska Wesleyan	W, 11-8

4/8	Creighton	W, 10-8
	Creighton	L, 9-7
4/11	Morningside*	W, 5-0
	Morningside*	W, 6-2
4/12	Morningside*	W, 2-1
	Morningside*	W, 5-0
4/14	Nebraska	L, 10-2
	Nebraska	L, 7-1
4/16	North Dakota State*	W, 6-5
	North Dakota State*	W, 4-3
4/17	South Dakota State*	W, 9-2
	South Dakota State*	W, 8-7
4/20	Creighton	W, 3-2
	Creighton	L, 10-6
4/22	at Bellevue	W, 5-1
	at Bellevue	W, 4-0
4/28	Nebraska-Kearney	W, 11-4
	Nebraska-Kearney	L, 12-3
5/1	at North Dakota*	W, 5-1
	at North Dakota*	W, 6-0
5/2	at Augustana*	W, 10-0
	at Augustana*	L, 1-0
5/5	at Nebraska	L, 8-2
	at Nebraska	L, 6-3
5/8	vs. Central Missouri State#	W, 10-9
5/9	vs. Lewis#	W, 5-0
	vs. Eastern Illinois#	L, 8-5
5/10	vs. Eastern Illinois#	L, 14-7

\* -- Conference games

<sup>^</sup> -- New Mexico Tournament - Albuquerque, N.M.

# -- NCAA Regionals - Omaha, Neb.

## 1982

Head Coach: Bob Gates

Record: 27-15 (17-3 NCC)

No Results Available

## 1983

Head Coach: Bob Gates

Record: 12-19 (5-4 NCC)

3/23	at Murray State	L, 7-6
	at Murray State	L, 11-7
3/24	at Murray State	L, 7-5
	vs. SEMO (Murray, Ky.)	L, 9-6
3/25	at Murray State	L, 14-5
	at Murray State	L, 6-4
3/31	Augustana*	W, 5-0
4/8	South Dakota*	L, 4-3
	South Dakota*	W, 9-0
4/15	at South Dakota State*	L, 10-6
	at South Dakota State*	W, 4-2
4/17	at Creighton	L, 10-3
	Creighton	L, 11-1



## ALL-TIME RESULTS

4/19	Nebraska	L, 5-3
	Nebraska	L, 5-1
4/20	at Nebraska	L, 5-0
	at Nebraska	L, 8-1
4/22	at Dana	L, 8-7
	at Dana	W, 8-1
4/23	vs. Peru State (Bellevue, Neb.)	W, 3-1
	at Bellevue	W, 6-2
4/24	at Northwest Missouri State	L, 7-6
	at Northwest Missouri State	W, 5-4
4/25	Bellevue	W, 8-0
	Bellevue	W, 8-1
4/26	Creighton	L, 9-6
4/29	Morningside*	W, 4-3
	Morningside*	L, 16-8
4/30	at Morningside*	W, 9-0
	at Morningside*	L, 10-7

### 1984

Head Coach: Bob Gates

Record: 19-14 (11-1 NCC)

3/26	vs. Missouri-St. Louis^	L, 5-4
	vs. MacAlester^	W, 16-0
	vs. Missouri-St. Louis^	L, 10-9
3/27	vs. South Dakota State^	L, 10-9
	at Stephen F. Austin^	L, 11-1
3/28	vs. Missouri-St. Louis^	W, 8-3
	at Stephen F. Austin^	L, 9-6
3/29	vs. Sam Houston^	L, 7-2
	vs. Sam Houston^	L, 11-4
4/6	South Dakota*	W, 8-7
	South Dakota*	W, 9-0
4/7	South Dakota*	W, 1-0
	South Dakota*	W, 7-2
4/13	South Dakota State*	W, 3-1
	South Dakota State*	W, 5-4
4/15	South Dakota State*	W, 8-6
	South Dakota State*	L, 5-3
4/17	Peru State	W, 5-1
	Peru State	L, 4-3
4/20	Bellevue	W, 14-0
	Bellevue	W, 8-2
	Creighton	L, 8-7
	Creighton	W, 7-3
	Morningside*	W, 9-2
	Morningside*	W, 13-11
	Morningside*	W, 6-5
	Morningside*	W, 5-3
	Nebraska	L, 8-0
	Nebraska	W, 3-2
	St. Cloud State*	W, 4-3
	South Dakota State*	L, 1-0
	Minnesota State*	L, 6-0

\* -- Conference games

^ -- Stephen F. Austin Tournament - Nacogdoches, Texas

### 1985

Head Coach: Bob Gates

Record: 27-14 (10-5 NCC)

3/18	Doane	W, 16-0
	Doane	W, 6-2
3/19	Nebraska Wesleyan	W, 12-2
	Nebraska Wesleyan	W, 7-1
3/20	Peru State	W, 10-0
	Peru State	W, 12-6
3/25	at Stephen F. Austin	W, 11-1
3/26	at Stephen F. Austin	L, 6-2
	vs. South Dakota State*	W, 6-4
3/27	at Stephen F. Austin	W, 6-4
3/28	vs. Sam Houston State	L, 7-1
	vs. Sam Houston State	W, 14-12
4/3	Wayne State	W, 4-2
	Wayne State	W, 14-7
4/4	Augustana*	W, 4-3
	Augustana*	W, 12-1
4/5	at Augustana*	L, 10-9
	at Augustana*	W, 16-5
4/12	South Dakota*	W, 15-4
	South Dakota*	W, 14-0
4/13	at South Dakota*	L, 6-1
4/15	at Northwest Missouri State	W, 12-4
	at Northwest Missouri State	W, 12-3
4/16	Dana	W, 12-0
	Dana	W, 13-0
4/19	at South Dakota State*	W, 3-1
	at South Dakota State*	W, 11-4
4/21	South Dakota State*	L, 3-1
	South Dakota State*	L, 5-3
4/27	Nebraska	L, 17-2
	Nebraska	L, 8-5
4/27	at Nebraska	L, 10-1
	at Nebraska	L, 12-3
5/2	Nebraska-Kearney	W, 2-1
	Nebraska-Kearney	L, 5-4
5/3	Morningside*	W, 14-4
	Morningside*	L, 6-4
5/4	at Morningside*	W, 11-3
	at Morningside*	W, 11-0
5/9	vs. Minnesota State#	L, 3-0
5/10	vs. St. Cloud State#	L, 15-9

\* -- Conference games

# -- NCC Tournament - Brookings, S.D.

### 1986

Head Coach: Bob Gates

Record: 15-20 (5-11 NCC)

3/22	Southwest State	W, 10-9
	Southwest State	W, 10-7
3/23	Southwest State	L, 16-9
	Southwest State	W, 6-5
3/24	at Creighton	L, 33-9
	at Creighton	L, 16-1
3/29	Doane	L, 5-4
	Doane	W, 5-2
3/30	Peru State	W, 7-1
	Peru State	W, 13-7
4/4	at Augustana*	L, 5-0
	at Augustana*	L, 12-11
4/5	Augustana*	W, 14-4
	Augustana*	W, 15-14
4/9	Bellevue	L, 19-0
	Bellevue	W, 10-2
4/11	at South Dakota*	L, 5-1
	at South Dakota*	L, 13-6
4/12	South Dakota*	L, 6-4
	South Dakota*	W, 5-1
4/16	Bellevue	L, 9-8
4/18	South Dakota State*	L, 12-3
	South Dakota State*	L, 10-0
4/20	at South Dakota State*	L, 11-2
	at South Dakota State*	L, 12-5
4/23	Northwest Missouri State	L, 13-0
	Northwest Missouri State	W, 3-2
4/27	at Nebraska-Kearney	L, 9-1
	at Nebraska-Kearney	L, 13-2
5/2	at Morningside*	L, 10-0
	at Morningside*	L, 4-3
5/3	Morningside*	W, 3-2
	Morningside*	W, 6-1
5/6	Dana	W, 8-6
	Dana	W, 7-4

### 1987

Head Coach: Bob Gates

Record: 12-29 (3-9 NCC)

	Dana	W, 10-4
	Dana	W, 4-3
	Doane	W, 11-2
	Doane	L, 4-2
	Peru State	L, 2-1
	Peru State	W, 11-3
	Stephen F. Austin	L, 10-0
	Stephen F. Austin	L, 7-0
	Stephen F. Austin	W, 4-0
	Stephen F. Austin	L, 19-14
	Stephen F. Austin	W, 9-5



## ALL-TIME RESULTS

Stephen F. Austin	W, 12-10
Augustana*	L, 5-0
Augustana*	L, 6-0
Augustana*	L, 7-6
Augustana*	W, 5-1
Nebraska-Kearney	L, 12-8
Nebraska-Kearney	L, 13-3
Nebraska	L, 16-0
Minnesota State*	L, 19-4
Minnesota State*	L, 12-9
Nebraska Wesleyan	W, 4-1
Nebraska Wesleyan	W, 9-7
South Dakota State*	L, 6-2
South Dakota State*	L, 13-6
South Dakota State*	L, 8-0
South Dakota State*	W, 8-3
Northwest Missouri State	L, 12-2
Northwest Missouri State	L, 11-1
Bellevue	L, 1-0
Bellevue	L, 3-2
Tarkio	W, 3-1
Tarkio	L, 5-1
Nebraska Wesleyan	W, 2-0
Nebraska Wesleyan	L, 16-5
Creighton	L, 14-8
Morningside*	L, 3-2
Morningside*	W, 11-10
Morningside*	L, 11-5
Morningside*	L, 4-2

### 1988

**Head Coach: Bob Gates**  
**Record: 16-27 (5-5 NCC)**

3/8	at Nebraska	L, 28-5
3/11	Peru State	W, 11-5
	Peru State	W, 7-6
3/15	Doane	W, 2-1
	Doane	L, 13-3
3/17	Bellevue	L, 11-2
	Bellevue	W, 16-15
3/22	Tarkio	L, 12-6
	Tarkio	W, 8-4
3/26	at Truman State	W, 17-11
	at Truman State	L, 6-2
3/27	at Central Missouri	L, 12-2
	at Central Missouri	L, 11-0
3/30	Simpson	L, 12-2
	Simpson	W, 6-3
4/2	Northwest Missouri State	L, 15-0
	Northwest Missouri State	L, 15-10
4/5	Wayne State	L, 7-1
	Wayne State	L, 9-1
4/8	Creighton	L, 4-3

4/11	at Bellevue	W, 6-5
	at Bellevue	L, 7-3
4/13	Dana	W, 13-4
	Dana	W, 9-2
4/16	at Minnesota State*	L, 4-2
	at Minnesota State*	L, 6-3
4/19	North Dakota*	L, 6-4
	North Dakota*	W, 8-4
4/20	North Dakota State*	L, 7-6
	North Dakota State*	L, 7-5
4/22	Nebraska Wesleyan	L, 9-6
	Nebraska Wesleyan	W, 8-6
4/24	South Dakota State*	L, 10-2
	South Dakota State*	L, 9-1
4/27	at Creighton	L, 10-0
4/29	at Augustana*	W, 3-0
	at Augustana*	W, 5-0
4/30	Augustana*	W, 6-1
	Augustana*	L, 4-3
5/3	at Morningside*	W, 4-1
	at Morningside*	L, 4-3
5/4	Morningside*	W, 4-2
	Morningside*	L, 6-2

### 1989

**Head Coach: Bob Gates**  
**Record: 16-25 (5-7 NCC)**

3/15	Nebraska	L, 14-1
3/25	at Nebraska-Kearney	L, 7-6
	at Nebraska-Kearney	W, 9-4
3/28	at Simpson	L, 4-0
	at Simpson	W, 7-2
3/29	at Simpson	W, 4-3
3/31	at Grand View	L, 11-3
	at Grand View	L, 3-1
4/4	Creighton	L, 14-1
4/6	Doane	W, 7-3
	Doane	W, 18-11
4/8	Minnesota State*	L, 8-0
	Minnesota State*	L, 5-4
4/9	Midland	W, 7-3
	Midland	W, 11-4
4/11	Nebraska Wesleyan	L, 17-10
	Nebraska Wesleyan	W, 4-3
4/14	at North Dakota*	L, 9-5
	at North Dakota*	L, 10-2
4/15	at North Dakota State*	L, 5-4
	at North Dakota State*	L, 7-5
4/17	at Northwest Missouri State	L, 12-6
	at Northwest Missouri State	L, 12-2
4/19	Peru State	W, 2-1
	Peru State	W, 7-1
4/21	at South Dakota State*	L, 8-7

	at South Dakota State*	L, 13-0
4/23	South Dakota State*	L, 7-2
	South Dakota State*	L, 6-0
4/25	at Wayne State	L, 8-5
	at Wayne State	L, 4-0
4/26	Dana	L, 11-1
	Dana	W, 4-3
4/28	Augustana*	W, 8-6
	Augustana*	W, 11-0
4/29	at Augustana*	W, 5-2
	at Augustana*	W, 5-4
5/5	Morningside*	L, 7-3
	Morningside*	W, 4-3
5/6	at Morningside*	L, 6-2
	at Morningside*	L, 11-9

### 1990

**Head Coach: Bob Gates**  
**Record: 12-28 (3-7 NCC)**

3/1	Wayne State	L, 6-4
	Wayne State	L, 3-2
3/20	Northwest Missouri State	L, 5-1
	Northwest Missouri State	L, 13-3
3/27	at Texas Lutheran	L, 4-0
	at Texas Lutheran	L, 7-5
3/28	at Texas Lutheran	L, 10-1
4/2	at Nebraska Wesleyan	W, 4-2
	at Nebraska Wesleyan	W, 4-2
4/7	at St. Cloud State*	L, 13-7
	at St. Cloud State*	L, 6-1
4/8	at Minnesota State*	L, 14-2
	at Minnesota State*	L, 9-2
4/10	Nebraska Wesleyan	W, 9-2
	Nebraska Wesleyan	L, 9-4
4/11	Midland	W, 4-3
	Midland	W, 19-7
4/14	North Dakota*	L, 11-0
	North Dakota*	L, 6-4
4/17	Simpson	L, 6-0
	Simpson	L, 6-2
4/18	Nebraska-Kearney	L, 6-0
	Nebraska-Kearney	L, 9-3
4/20	South Dakota State*	L, 6-2
	South Dakota State*	L, 11-0
4/22	at South Dakota State*	L, 14-3
	at South Dakota State*	L, 12-6
4/24	Peru State	W, 8-2
	Peru State	W, 5-2
4/26	Doane	W, 14-9
	Doane	L, 10-5
4/27	at Augustana*	L, 7-6
	at Augustana*	W, 3-2
4/28	Augustana*	L, 11-8



## ALL-TIME RESULTS

5/2	Dana	L, 7-6
	Dana	W, 16-2
5/4	at Morningside*	W, 12-7
	at Morningside*	L, 9-8
5/5	Morningside*	W, 10-4
	Morningside*	L, 7-4

### 1991

Head Coach: Bob Gates

Record: 7-29 (2-12 NCC)

3/8	Northern Colorado*	L, 14-6
	Northern Colorado*	L, 11-3
3/10	at Wayne State	L, 7-1
	at Wayne State	L, 11-0
3/21	Nebraska Wesleyan	L, 5-1
	Nebraska Wesleyan	L, 7-4
3/25	at Schreiner	L, 4-1
	at Schreiner	L, 16-11
3/26	at Texas Lutheran	W, 10-8
	at Texas Lutheran	L, 10-1
3/27	at St. Mary's	W, 13-8
3/28	at St. Mary's	L, 20-3
	at St. Mary's	L, 19-0
4/3	Dana	W, 16-6
	Dana	L, 12-6
4/5	Augustana*	L, 9-3
	Augustana*	L, 5-0
4/6	at Augustana*	L, 10-3
	at Augustana*	L, 8-7
4/8	Peru State	L, 4-0
	Peru State	W, 9-8
4/9	at Creighton	L, 30-10
4/12	at South Dakota*	W, 7-1
	at South Dakota*	W, 5-3
4/13	South Dakota*	L, 3-0
	South Dakota*	L, 9-1
4/19	at South Dakota State*	L, 3-2
	at South Dakota State*	L, 11-0
4/21	South Dakota State*	L, 8-7
	South Dakota State*	L, 13-2
4/23	at Northwest Missouri State	L, 5-2
	at Northwest Missouri State	L, 9-2
4/26	at Nebraska Wesleyan	W, 10-5
	at Nebraska Wesleyan	L, 13-5
5/3	Morningside*	L, 5-4
	Morningside*	L, 4-3

### 1992

Head Coach: Bob Gates

Record: 21-23 (5-6 NCC)

	Nebraska Wesleyan	W, 7-0
	Nebraska Wesleyan	W, 4-2
	Northwest Missouri State	L, 6-5

	Northwest Missouri State	W, 6-5
	Hastings	L, 12-8
	vs. Missouri-St. Louis^	L, 13-2
	vs. William Jewell^	L, 4-3
	vs. Cameron^	L, 8-4
	vs. Missouri Western^	L, 4-0
	at Missouri Southern^	L, 14-4
	vs. Minnesota-Morris^	W, 7-3
	vs. Hamline^	W, 12-0
	vs. Grandview^	W, 6-0
	vs. Minnesota-Morris^	W, 11-9
	vs. Grandview^	L, 10-0
	Peru State	W, 6-1
	Peru State	W, 5-3
	Doane	L, 13-10
	Doane	W, 13-0
	Morningside*	W, 6-4
	Morningside*	L, 7-5
	Morningside*	L, 5-2
	Morningside*	L, 4-2
	Dana	W, 9-7
	Dana	W, 10-5
	Nebraska-Kearney	L, 7-6
	Nebraska-Kearney	L, 7-6
	Augustana*	W, 4-2
	Augustana*	L, 3-1
	Augustana*	W, 6-4
	Augustana*	L, 5-2
	Hastings	W, 8-4
	Hastings	L, 12-8
	South Dakota*	L, 4-2
	South Dakota*	W, 6-1
	South Dakota State*	W, 5-4
	South Dakota State*	L, 5-2
	South Dakota State*	L, 4-1
	South Dakota State*	L, 9-6
	Midland	W, 7-6
	Midland	L, 8-7
	Creighton	L, 6-5
	Creighton	L, 16-0
	Wayne State	W, 9-1
	Nebraska Wesleyan	W, 12-6

\* -- Conference game

^ -- LeRoy Williams Classic - Joplin, Mo.

### 1993

Head Coach: Bob Gates

Record: 23-21 (7-5 NCC)

3/23	vs. Hamline^	W, 7-1
	vs. Arkansas Tech^	L, 8-7
3/24	vs. Fort Hays State^	L, 11-3
	at Missouri Southern^	L, 7-2
3/25	vs. Hamline^	W, 8-6

	at Missouri Southern^	W, 8-6
3/26	vs. Missouri-St. Louis^	W, 6-5
3/27	vs. Missouri-St. Louis^	L, 8-6
4/4	Nebraska Wesleyan	W, 3-1
	Nebraska Wesleyan	W, 11-1
4/5	Midland	W, 10-0
	Midland	W, 5-0
4/6	Wayne State	W, 7-3
	Wayne State	L, 5-4
4/10	at Hastings	L, 11-7
	at Hastings	W, 9-3
4/18	at Morningside*	W, 2-1
	at Morningside*	W, 4-3
4/21	Morningside*	L, 6-0
	Morningside*	L, 10-8
4/22	Nebraska-Kearney	L, 4-2
	Nebraska-Kearney	L, 10-4
4/23	Peru State	W, 9-2
	Peru State	W, 8-6
4/24	at Augustana*	W, 15-3
	at Augustana*	L, 7-6
4/25	Augustana*	W, 11-10
	Augustana*	L, 17-7
4/27	at Creighton	W, 14-6
	at Creighton	L, 7-1
4/29	Dana	W, 6-3
	Dana	W, 7-4
5/3	at South Dakota*	W, 3-2
	at South Dakota*	W, 11-2
5/4	South Dakota*	W, 7-6
	South Dakota*	L, 5-4
5/8	at South Dakota State*	L, 2-1
	at South Dakota State*	L, 12-6
5/12	South Dakota State*	L, 9-7
	South Dakota State*	L, 13-11
5/13	Northern Colorado!	L, 6-3
5/14	vs. Augustana!	W, 6-2
5/15	vs. North Dakota!	L, 3-2

\* -- Conference game

^ -- LeRoy Wilson Classic - Joplin, Mo.

! -- NCC Tournament - Brookings, S.D.

### 1994

Head Coach: Bob Gates

Record: 27-21 (8-8 NCC)

3/12	Dana	W, 9-1
	Dana	W, 21-11
3/13	Hastings	W, 12-4
	Hastings	L, 9-8
3/16	Wayne State	L, 3-0
	Wayne State	W, 8-7
3/19	Doane	W, 9-5
	Doane	W, 8-3



## ALL-TIME RESULTS

3/21	vs. Minnesota-Morris^	W, 9-1
	at Missouri Southern^	L, 8-7
3/22	vs. Emporia State^	W, 8-7
	at Missouri Southern^	L, 13-0
3/23	vs. Emporia State^	W, 10-1
	vs. Missouri Western^	L, 12-9
3/24	vs. Missouri Western^	W, 6-0
3/25	vs. Cameron^	W, 9-5
	vs. Central Oklahoma^	L, 8-3
3/30	Peru State	W, 8-1
4/1	at Wayne State	W, 10-8
	at Wayne State	W, 10-7
4/2	York	W, 11-1
	York	W, 10-0
4/6	at Creighton	L, 9-3
4/8	South Dakota State*	L, 6-4
	South Dakota State*	L, 6-2
4/10	at South Dakota State*	L, 3-1
	at South Dakota State*	L, 3-1
4/13	at Creighton	L, 4-3
	at Creighton	L, 9-2
4/17	at Nebraska Wesleyan	W, 20-3
4/19	at Midland	W, 8-4
	at Midland	L, 13-3
4/22	Midland	L, 13-9
4/23	Morningside*	W, 13-10
	Morningside*	W, 4-3
4/24	at Morningside*	W, 16-8
	at Morningside*	L, 3-2
5/1	Augustana*	W, 9-7
	Augustana*	L, 9-2
5/2	at Augustana*	L, 10-3
	at Augustana*	L, 4-0
5/7	South Dakota*	W, 7-3
	South Dakota*	W, 6-4
5/8	at South Dakota*	W, 3-0
	at South Dakota*	W, 6-2
5/12	vs. Northern Colorado!	W, 14-6
5/13	vs. St. Cloud State!	L, 5-4
5/14	vs. South Dakota State	L, 5-2

\* -- Conference game

^ -- LeRoy Wilson Classic - Joplin, Mo.

! -- NCC Tournament - St. Cloud, Minn.

### 1995

Head Coach: Bob Gates

Record: 24-14 (9-5 NCC)

3/11	Dana	W, 10-1
3/12	Doane	W, 2-1
	Doane	W, 4-0
3/15	at Nebraska-Kearney	W, 5-4
	at Nebraska-Kearney	W, 8-6
3/16	at Nebraska	L, 12-6

3/20	vs. Northern Colorado^	W, 11-8
	Fort Hays State^	L, 18-0
3/21	Central Missouri^	L, 19-15
3/22	Fort Hays State^	W, 12-10
	Missouri Southern^	L, 12-1
3/23	Missouri Southern^	L, 7-3
3/24	Minnesota-Morris^	W, 7-2
	Missouri-St. Louis^	L, 4-3
3/31	at Northwest Missouri State	W, 20-17
4/5	Midland	W, 10-0
	Midland	W, 6-5
4/7	at South Dakota*	L, 6-5
	at South Dakota*	L, 5-2
4/8	South Dakota*	W, 5-0
	South Dakota*	W, 5-2
4/14	South Dakota State*	W, 9-2
	South Dakota State*	L, 3-0
4/15	South Dakota State*	W, 1-0
	South Dakota State*	W, 4-3
4/17	Peru State	W, 5-1
	Peru State	L, 5-4
4/19	Northwest Missouri State	W, 4-2
4/22	Briar Cliff	W, 5-4
	Briar Cliff	W, 13-3
4/29	Morningside*	L, 4-3
	Morningside*	L, 6-5
4/30	at Morningside*	W, 5-1
	at Morningside*	W, 4-3
5/6	at Augustana*	W, 5-4
	at Augustana*	W, 9-2
5/11	vs. North Dakota!	L, 12-4
5/12	vs. Minnesota State!	L, 9-6

\* -- Conference game

^ -- LeRoy Wilson Classic - Joplin, Mo.

! -- NCC Tournament - Sioux Falls, S.D.

### 1996

Head Coach: Bob Gates

Record: 19-28 (7-9 NCC)

3/4	Doane	W, 18-5
	Doane	W, 6-1
3/10	at Northwest Missouri State	L, 14-6
	at Northwest Missouri State	L, 7-2
3/11	Nebraska-Kearney	L, 12-6
	Nebraska-Kearney	L, 6-0
3/13	Peru State	W, 9-3
	Peru State	W, 9-5
3/14	Dana	L, 12-8
3/16	Hastings	L, 3-2
	Hastings	W, 8-7
3/18	at Missouri Southern^	L, 3-1
	vs. Arkansas Tech^	W, 5-0
3/20	vs. Missouri Western^	L, 12-0

3/21	vs. Wisconsin-Superior^	W, 7-5
	vs. Missouri Southern^	L, 8-7
3/22	vs. Minnesota-Morris^	W, 8-1
	vs. Northern Colorado^	W, 10-3
3/23	vs. Northern Colorado^	L, 6-5
3/31	Briar Cliff	L, 4-1
	Briar Cliff	L, 5-3
4/2	Northwest Missouri State	L, 25-5
	Northwest Missouri State	W, 3-0
4/5	Augustana*	W, 10-1
	Augustana*	W, 10-2
4/6	at Augustana*	L, 6-5
	at Augustana*	W, 6-2
4/11	Midland	W, 11-10
	Midland	W, 6-5
4/13	South Dakota*	W, 7-6
	South Dakota*	L, 14-7
4/16	at South Dakota*	L, 10-3
	at South Dakota*	W, 20-9
4/19	South Dakota State*	L, 3-2
	South Dakota State*	W, 5-4
4/21	at South Dakota State*	L, 11-3
	at South Dakota State*	L, 10-7
4/25	at Nebraska	L, 22-5
	at Nebraska	L, 20-10
4/27	Wayne State	L, 2-0
	Wayne State	L, 7-6
5/5	at Morningside*	L, 5-3
	at Morningside*	L, 6-3
5/6	Morningside*	L, 2-1
	Morningside*	W, 3-2
	vs. Northern Colorado!	L, 6-4
	vs. Minnesota State!	L, 28-3

\* -- Conference game

^ -- LeRoy Wilson Classic - Joplin, Mo.

! -- NCC Tournament - Fargo, N.D.

### 1997

Head Coach: Bob Gates

Record: 29-19 (10-4 NCC)

3/5	Doane	W, 5-2
3/7	Peru State	L, 7-5
	Peru State	W, 3-2
3/8	Northwest Missouri State	L, 9-3
	Northwest Missouri State	W, 4-2
3/9	at Nebraska-Kearney	L, 10-9
	at Nebraska-Kearney	W, 17-10
3/10	at Midland	W, 20-7
	at Midland	L, 11-0
3/19	at Nebraska	L, 13-6
	at Nebraska	L, 11-2
3/21	Westmar	W, 15-12
	Westmar	W, 10-9



## ALL-TIME RESULTS

3/24	vs. Minnesota-Morris^	W, 6-5
	vs. Wisconsin-River Falls^	W, 18-15
3/25	vs. Central Missouri^	W, 8-5
	vs. Wisconsin-River Falls^	W, 11-0
3/26	vs. Minnesota-Morris^	L, 4-3
	vs. Wisconsin-River Falls^	W, 13-1
3/27	at Missouri Southern^	W, 22-8
	vs. Missouri Southern^	L, 9-2
3/28	vs. Wisconsin-River Falls^	W, 8-7
	vs. Minnesota-Morris^	W, 7-0
3/29	vs. Minnesota-Morris^	W, 9-6
4/1	Wayne State	L, 5-0
	Wayne State	L, 6-5
4/7	Morningside*	W, 4-3
	Morningside*	L, 6-0
4/14	at Augustana*	W, 11-6
	at Augustana*	W, 6-4
4/15	Augustana*	W, 15-8
	Augustana*	W, 6-1
4/19	at South Dakota*	L, 5-4
	at South Dakota*	W, 7-6
4/20	South Dakota*	W, 4-3
	South Dakota*	W, 6-3
4/25	at South Dakota State*	L, 12-1
	at South Dakota State*	W, 15-12
4/27	South Dakota State*	L, 8-2
	South Dakota State*	W, 10-0
4/30	at Nebraska	W, 17-13
	at Nebraska	L, 21-5
5/3	at Briar Cliff	L, 10-6
	at Briar Cliff	L, 4-3
5/4	Peru State	W, 6-5
	Peru State	W, 9-7
5/8	vs. St. Cloud State!	L, 23-5
5/9	vs. North Dakota State!	L, 13-6

\* -- Conference game

^ -- LeRoy Wilson Classic - Joplin, Mo.

! -- NCC Tournament - Omaha, Neb.

### 1998

Head Coach: Bob Gates

Record: 21-17 (10-8 NCC)

3/23	at Pittsburg State	W, 11-6
	vs. Minnesota-Morris	W, 10-5
3/24	vs. Minnesota-Morris	W, 12-2
	vs. Morningside	W, 2-1
3/25	vs. Fort Hays State	L, 11-1
	vs. Minnesota-Morris	W, 5-4
3/26	at Missouri Southern	L, 27-23
3/28	vs. Minnesota-Morris	W, 8-3
4/4	North Dakota State*	L, 6-4
	North Dakota State*	W, 9-1
4/5	North Dakota State*	L, 5-0

	North Dakota State*	L, 5-4
4/10	at Minnesota State*	W, 4-2
	at Minnesota State*	W, 3-0
4/11	at St. Cloud State*	L, 8-5
	at St. Cloud State*	W, 16-3
4/14	at Creighton	L, 4-2
4/16	Peru State	W, 23-5
	Peru State	W, 14-4
4/18	South Dakota State*	L, 8-6
	South Dakota State*	L, 13-3
4/19	South Dakota State*	L, 5-3
	South Dakota State*	W, 12-4
4/20	Northwest Missouri State	L, 16-5
	Northwest Missouri State	W, 7-6
4/21	Nebraska-Kearney	L, 15-6
	Nebraska-Kearney	L, 6-5
4/22	at Midland	L, 17-11
4/23	Doane	W, 14-4
4/25	at Morningside*	W, 2-1
	at Morningside*	W, 10-4
5/2	at Northern Colorado*	W, 8-4
	at Northern Colorado*	W, 7-1
5/3	at Northern Colorado*	L, 9-8
	at Northern Colorado*	W, 5-1
5/8	vs. North Dakota!	W, 8-6
5/9	vs. Northern Colorado!	L, 6-5
	vs. North Dakota!	L, 8-5

\* -- Conference game

! -- NCC Tournament - Mankato, Minn.

### 1999

Head Coach: Bob Gates

Record: 20-25 (11-9 NCC)

2/8	Creighton	L, 10-5
3/4	Midland	L, 5-3
	Midland	W, 11-6
3/14	at Mesa State	L, 15-14
	at Mesa State	L, 13-5
3/15	at Mesa State	W, 13-11
	at Mesa State	L, 10-9
3/16	at Air Force	L, 12-8
3/17	at Air Force	W, 14-10
3/18	at Air Force	L, 16-2
3/21	Morningside*	W, 4-3
	Morningside*	L, 6-4
3/24	at Nebraska	L, 15-2
3/27	Wayne State (Neb.)	L, 3-0
	Wayne State (Neb.)	W, 8-3
3/28	at Wayne State (Neb.)	L, 12-6
	at Wayne State (Neb.)	L, 8-4
3/30	at Northwest Missouri State	W, 6-2
4/6	St. Cloud State*	L, 8-0
	St. Cloud State*	W, 3-2

4/7	St. Cloud State*	W, 6-2
	St. Cloud State*	L, 28-11
4/11	at Augustana*	L, 5-3
	at Augustana*	L, 7-6
4/12	at South Dakota State*	W, 11-4
	at South Dakota State*	W, 11-7
4/13	at Nebraska	L, 8-3
	vs. Nebraska-Kearney	L, 11-7
4/18	South Dakota*	W, 4-2
	South Dakota*	L, 8-7
4/19	South Dakota*	W, 10-0
	South Dakota*	W, 5-0
4/20	Nebraska-Kearney	W, 7-6
	Nebraska-Kearney	W, 7-5
4/24	Northern Colorado*	W, 3-2
	Northern Colorado*	L, 5-3
4/25	Northern Colorado*	W, 10-1
	Northern Colorado*	L, 7-2
4/30	at North Dakota*	W, 8-6
	at North Dakota*	L, 7-6
5/1	at North Dakota State*	W, 9-7
	at North Dakota State*	L, 6-5
5/6	vs. South Dakota State!	W, 5-0
5/8	vs. Minnesota State!	L, 9-7
	vs. St. Cloud State!	L, 10-8

\* -- Conference game

! -- NCC Tournament - Mankato, Minn.

### 2000

Head Coach: Bob Herold

Record: 25-25-1 (12-8 NCC)

2/27	Dana	W, 17-2
3/2	at Regis	L, 6-0
3/3	at Metro State	L, 25-2
	at Metro State	L, 7-6
3/4	at Metro State	L, 14-11
	at Metro State	L, 12-9
3/7	at Nebraska	L, 18-2
3/8	Northwest Missouri State	W, 7-6
	Northwest Missouri State	W, 11-8
3/10	at Northwest Missouri State	W, 11-6
	at Northwest Missouri State	L, 5-4
3/11	at Washburn	W, 14-11
	at Washburn	L, 14-13
3/13	at Abilene Christian	L, 7-4
3/14	at Abilene Christian	L, 4-0
3/16	at Tarleton State	W, 4-2
	at Tarleton State	L, 7-2
3/18	at Emporia State	T, 4-4
3/21	Wayne State (Neb.)	W, 10-5
3/26	at Missouri Western	W, 15-7
3/28	at Nebraska-Kearney	W, 5-2
	at Nebraska-Kearney	W, 15-9





## ALL-TIME RESULTS

4/1	at Rockhurst	L, 9-2
	at Rockhurst	W, 11-8
4/8	Augustana*	W, 9-7
	Augustana*	W, 12-11 (8 inn.)
4/9	Augustana*	L, 3-1
	Augustana*	L, 4-0
4/12	Nebraska-Kearney	L, 4-3
	Nebraska-Kearney	W, 8-4
4/15	at South Dakota*	W, 9-1
	at South Dakota*	W, 9-7 (8 inn.)
4/17	at Morningside*	L, 5-2
	at Morningside*	L, 6-3
4/18	at Creighton	L, 15-9
4/21	at Northern Colorado*	L, 11-4
	at Northern Colorado*	W, 6-1
4/22	at Northern Colorado*	W, 6-5
	at Northern Colorado*	L, 8-7
4/26	at Wayne State	L, 11-6
4/28	North Dakota*	W, 3-2
	North Dakota*	W, 15-3
4/29	North Dakota*	W, 10-4
	North Dakota*	W, 9-2
5/5	at St. Cloud State*	W, 13-11
	at St. Cloud State*	L, 4-2
5/6	at Minnesota State*	L, 4-0
	at Minnesota State*	W, 3-2
5/11	vs. Minnesota State!	L, 5-2
5/12	vs. North Dakota State!	W, 7-6
5/13	vs. Morningside!	L, 8-6

\* -- Conference game

! -- NCC Tournament - Fargo, N.D.

### 2001

Head Coach: Bob Herold

Record: 21-25-1 (9-9 NCC)

2/25	at Creighton	L, 4-3
	at Creighton	L, 11-5
3/1	at Air Force	L, 8-6
3/2	at Metro State	L, 17-12
	at Metro State	L, 3-2
3/3	at Metro State	W, 6-5
	at Metro State	T, 4-4 (8 inn.)
3/4	vs. Fort Hays State	L, 9-8 (8 inn.)
	vs. Fort Hays State	W, 8-4
3/10	at Washburn	W, 5-3
	at Washburn	W, 8-2
3/13	at Southeastern Oklahoma	W, 6-4
	at Southeastern Oklahoma	W, 5-0
3/15	at Texas Wesleyan	L, 23-4
	at Texas Wesleyan	L, 12-2
3/16	at Central Oklahoma	L, 4-1
	at Central Oklahoma	W, 11-10
3/17	vs. Bellevue	L, 7-2

	at Central Oklahoma	L, 9-7
3/20	at Creighton	L, 9-8
3/25	at Wayne State	L, 2-1
	at Wayne State	L, 4-1
4/2	Rockhurst	W, 5-3
	Rockhurst	W, 4-2
4/4	at Nebraska-Kearney	L, 9-5
	at Nebraska-Kearney	W, 8-0
4/7	Morningside*	W, 10-6
	Morningside*	L, 13-8
4/8	Morningside*	L, 10-1
	Morningside*	L, 10-5
4/13	Northern Colorado*	L, 9-4
	Northern Colorado*	W, 3-1
4/14	Northern Colorado*	W, 4-3 (8 inn.)
	Northern Colorado*	W, 3-2
4/18	Nebraska-Kearney	W, 7-2
4/19	Nebraska-Kearney	W, 13-5
4/20	at North Dakota State*	L, 3-0
	at North Dakota State*	W, 6-0
4/21	at North Dakota*	W, 10-9
	at North Dakota*	L, 8-1
4/22	at Kansas	L, 6-4 (10 inn.)
4/27	Minnesota State*	L, 7-5
	Minnesota State*	W, 5-4
4/28	Minnesota State*	L, 8-3
	Minnesota State*	L, 31-11
5/7	at Augustana*	W, 3-2
	at Augustana*	W, 2-0

\* -- Conference game

### 2002

Head Coach: Bob Herold

Record: 33-17 (15-3 NCC)

3/6	at Creighton	L, 11-1
3/7	at Washburn	L, 1-0
	at Washburn	W, 4-3
3/13	Wayne State (Neb.)	W, 16-6
3/16	vs. St. Rose College\$	W, 7-6
	vs. Maine\$	L, 12-3
3/17	vs. Aquinas College\$	W, 10-4
	vs. Brandeis\$	W, 7-3
3/18	vs. Olivet Nazarene\$	W, 12-5
3/19	vs. Olivet Nazarene\$	L, 9-3
3/20	vs. Lipscomb\$	L, 10-2
	vs. Lipscomb\$	W, 4-0
3/21	vs. Iowa\$	L, 4-1
3/22	vs. Southern Connecticut\$	L, 7-4
3/23	vs. Southern Connecticut\$	W, 20-4
3/27	at Wayne State (Neb.)	W, 8-4
4/1	Rockhurst	W, 15-4
4/3	at Nebraska-Kearney	W, 14-2
	at Nebraska-Kearney	W, 9-4

4/6	at Northern Colorado*	W, 17-7
	at Northern Colorado*	L, 5-10
4/7	at Northern Colorado*	W, 9-6
	at Northern Colorado*	W, 14-12
4/9	at Rockhurst	L, 14-3
4/10	at Kansas	L, 6-5
4/13	North Dakota State*	W, 4-3
	North Dakota State*	W, 11-9
4/14	North Dakota State*	L, 17-0
	North Dakota State*	W, 15-4
4/15	Washburn	W, 6-5
	Washburn	W, 20-4
4/16	Augustana*	W, 14-8
	Augustana*	W, 11-9
4/20	at Minnesota State*	W, 9-4
	at Minnesota State*	W, 4-2
4/23	Nebraska-Kearney	W, 17-4
	Nebraska-Kearney	W, 10-2
4/28	South Dakota State*	W, 4-0
	South Dakota State*	W, 5-2
4/29	South Dakota State*	W, 9-6
	South Dakota State*	L, 12-10
5/3	at Morningside	W, 7-6
	at Morningside	L, 10-3
5/4	at South Dakota*	W, 3-2 (8 inn.)
	at South Dakota*	W, 12-3
5/9	vs. South Dakota State!	W, 23-9
5/10	vs. Minnesota State!	L, 21-8
	vs. South Dakota State!	L, 7-6 (14 inn.)
5/17	vs. Minnesota State#	*L, 17-16
5/18	vs. Pittsburg State#	*L, 8-5

\* -- Conference game

\$ -- Florida College Baseball Jamboree - Ormond Beach, Fla.

! -- NCC Tournament - Omaha, Neb.

# -- NCAA Regional - Warrensburg, Mo.

### 2003

Head Coach: Bob Herold

Record: 29-21 (17-7 NCC)

2/20	at Nebraska-Kearney	L, 4-3
	at Nebraska-Kearney	W, 11-6
3/3	at Missouri Western	L, 4-1
	at Missouri Western	W, 7-5
3/7	at Washburn	L, 8-5
	vs. Quincy	W, 12-1
3/8	at Washburn	L, 9-2
	at Washburn	W, 12-10
3/12	at Northwest Missouri State	W, 2-0
	at Northwest Missouri State	L, 9-7
3/14	vs. Cortland State\$	W, 6-5
3/15	vs. West Virginia Wesleyan\$	W, 5-4 (8 inn.)
	West Virginia Wesleyan\$	L, 6-5 (9 inn.)



## ALL-TIME RESULTS

3/16	West Virginia Wesleyan\$	W, 13-7
	Embry-Riddle\$	W, 2-1
3/17	Concordia (Wis.)\$	W, 8-5
3/18	North Florida\$	W, 7-5
3/19	Rollins\$	L, 3-2 (11 inn.)
3/20	Huntington College\$	W, 8-3
3/21	Embry-Riddle\$	L, 10-0
3/26	Wayne State (Neb.)	L, 9-8
3/30	North Dakota State*	W, 7-3
	North Dakota State*	W, 7-6
3/31	North Dakota State*	L, 23-7
	North Dakota State*	L, 22-10
4/1	Creighton	L, 17-15
4/2	Augustana*	W, 16-5
	Augustana*	W, 6-4
4/5	North Dakota*	W, 9-2
	North Dakota *	L, 6-2
4/12	Minnesota State*	W, 18-1
	Minnesota State*	W, 9-4
4/13	Minnesota State*	W, 5-3
	Minnesota State*	W, 7-6
4/15	Nebraska-Kearney	L, 7-6
	Nebraska-Kearney	L, 7-4
4/21	St. Cloud State*	L, 4-3
	St. Cloud State*	W, 7-0
4/22	St. Cloud State*	L, 5-4
	St. Cloud State*	W, 10-0
4/26	South Dakota State*	W, 1-0
	South Dakota State*	L, 6-5 (12 inn.)
4/27	South Dakota State*	W, 21-6
	South Dakota State*	W, 15-12
5/2	Northern Colorado*	W, 7-5
	Northern Colorado*	L, 8-6
5/3	Northern Colorado*	W, 8-4
	Northern Colorado*	W, 14-11 (8 inn.)
5/8	vs. Augustana College!	L, 6-2
5/9	vs. Northern Colorado!	L, 11-10 (10 inn.)

\* -- Conference game

\$ -- Florida College Baseball Jamboree - Ormond Beach, Fla.

! -- NCC Tournament - Greeley, Colo.

### 2004 (23-26)

Head Coach: Bob Herold

2/27	at Missouri Western	L, 3-2 (8 inn.)
	at Missouri Western	W, 2-0
2/28	at Missouri Western	L, 7-6 (8 inn.)
	at Missouri Western	L, 4-3
3/3	vs. Shippensburg	L, 4-2
3/4	vs. Northeastern	L, 7-1
	vs. St. Anselm	W, 4-2
3/5	vs. St. Anselm	L, 4-1
3/6	vs. St. Joseph's	W, 5-4 (12 inn.)

3/7	vs. St. Joseph's	L, 6-5
3/8	vs. Assumption	W, 4-3
3/9	vs. Assumption	W, 9-7
3/13	NW Missouri State	W, 11-7
	NW Missouri State	L, 19-9
3/14	at NW Missouri State	W, 11-7
	at NW Missouri State	L, 8-3
3/20	vs. Wayne State (Neb.)	L, 9-3
	vs. Wayne State (Neb.)	L, 12-5
3/21	at Wayne State (Neb.)	L, 4-3
	at Wayne State (Neb.)	W, 9-4
3/28	Minnesota State*	L, 8-4
	Minnesota State*	W, 7-2
3/29	Minnesota State*	L, 7-5
	Minnesota State*	W, 3-2
4/3	at North Dakota State*	L, 9-7
	at North Dakota State*	L, 10-5
4/4	at North Dakota State*	L, 4-3
	at North Dakota State*	L, 8-7 (8 inn.)
4/9	South Dakota State*	W, 5-0
	South Dakota State*	L, 7-6
4/10	South Dakota State*	W, 2-0 (14 inn.)
	South Dakota State*	L, 8-5
4/13	at South Dakota*	W, 11-3
	at South Dakota*	W, 7-5
4/14	UW-Milwaukee	W, 15-11
4/17	at St. Cloud State*	L, 5-1
	at St. Cloud State*	W, 5-0
4/18	at St. Cloud State*	W, 7-1
	at St. Cloud State*	W, 3-2 (8 inn.)
4/23	North Dakota*	W, 11-2
	North Dakota*	W, 7-5
4/25	North Dakota*	L, 9-5
	North Dakota*	L, 4-1
4/27	South Dakota*	W, 18-7
	South Dakota*	W, 19-8
4/30	at Augustana*	W, 8-4
	at Augustana*	L, 6-0
5/1	at Augustana*	L, 7-4
	at Augustana*	L, 8-7 (12 inn.)

\* -- Conference game

### 2005

Head Coach: Bob Herold

Record: 42-19 (11-6 NCC)

2/23	at Missouri Western	W, 4-3
	at Missouri Western	L, 11-6
2/24	at Missouri Western	W, 10-6 (9 inn.)
2/25	at Central Missouri	L, 7-4
2/26	vs. SIUE	W, 3-2
	vs. Winona State	W, 8-4
3/5	vs. Assumption	W, 6-3
3/6	vs. Holy Cross	W, 9-8

3/7	vs. SIUE	W, 5-0
3/8	vs. St. Joseph's College	W, 4-2
3/10	vs. St. Joseph's College	W, 3-1
3/12	Northwest Missouri State	L, 2-1
	Northwest Missouri State	W, 6-5
3/13	Missouri Western	W, 5-4
	Missouri Western	L, 2-1
3/16	at Washburn	W, 17-3
3/17	Minnesota-Crookston	W, 16-9
	Minnesota-Crookston	W, 21-4
3/19	at Emporia State	L, 7-5
	at Emporia State	L, 10-3
3/20	at Northwest Missouri State	L, 9-7
	at Northwest Missouri State	L, 6-4
3/25	at Missouri Southern	W, 2-0
	at Missouri Southern	W, 2-0
3/26	at Pittsburg State	L, 2-1
	at Pittsburg State	W, 9-8
3/31	at Upper Iowa	W, 7-2
	at Upper Iowa	W, 3-1
4/9	St. Cloud State*	W, 4-3
	St. Cloud State*	W, 7-5
4/10	St. Cloud State*	W, 4-3
	St. Cloud State*	L, 4-3
4/13	Wayne State	W, 6-3
	Wayne State	L, 5-3 (8 inn.)
4/16	at Minnesota Duluth*	W, 5-0
	at Minnesota Duluth*	W, 2-1
4/17	at Minnesota Duluth*	W, 7-2
	at Minnesota Duluth*	W, 3-2 (8 inn.)
4/20	at Southwest Minnesota State	W, 11-1
	at Southwest Minnesota State	L, 9-4
4/22	at Augustana*	W, 6-2
	at Augustana*	W, 14-3
4/24	Augustana*	L, 12-6
	Augustana*	L, 3-2
4/28	at Upper Iowa	W, 8-1
	at Upper Iowa	W, 4-2 (10 inn.)
4/30	at North Dakota*	W, 17-0
	at North Dakota*	L, 4-3
5/2	at North Dakota*	L, 6-4
	at North Dakota*	W, 6-3
5/6	Minnesota State*	L, 13-7
	Minnesota State*	W, 7-0
5/7	Minnesota State*	W, 22-1
	Minnesota State*	W, 7-6 (8 inn.)
5/13	vs. North Dakota!	W, 8-0
5/14	vs. Minnesota Duluth!	W, 7-1
5/15	vs. Minnesota State!	W, 5-2
5/19	vs. Wayne State (Neb.)#	L, 3-0
5/20	vs. Emporia State#	W, 7-4
	vs. Wayne State (Neb.)#	W, 19-3
5/21	vs. Central Missouri#	L, 10-1



# ALL-TIME RESULTS

\* -- Conference game  
 ! -- NCC Tournament - Omaha, Neb.  
 # -- NCAA Regional - Warrensburg, Mo.

## 2006

**Head Coach: Bob Herold**  
**Record: 45-14 (14-3 NCC)**

2/4	at Regis	W, 10-7
	at Regis	L, 17-7
2/5	at Regis	W, 17-7
	at Regis	W, 8-7
2/10	vs. Cal State Chico\$	L, 5-3
2/11	vs. Mesa State\$	W, 1-0
2/12	vs. Central Missouri\$	W, 12-10
2/28	at Missouri Western	W, 4-1
	at Missouri Western	W, 10-4
3/1	Missouri Western	W, 14-6
	Missouri Western	L, 15-2
3/4	at Nebraska-Kearney	W, 6-3
	at Nebraska-Kearney	W, 4-3
3/6	Southwest Minnesota State	W, 4-3
	Southwest Minnesota State	W, 14-0
3/11	at Northwest Missouri State	W, 11-4
	at Northwest Missouri State	L, 11-8
3/12	at Emporia State	L, 6-5
	at Emporia State	L, 6-5
3/16	at Washburn	W, 16-1
3/17	vs. Emporia State	W, 4-3 (11 inn.)
3/18	at Central Missouri	L, 12-8
3/24	at Pittsburg State	W, 3-2
	at Pittsburg State	W, 6-1
3/25	at Missouri Southern	W, 6-4
	at Missouri Southern	W, 5-2
3/26	at Missouri Western	W, 13-3
	at Missouri Western	W, 9-5
4/1	Northwest Missouri State	W, 8-7
	Northwest Missouri State	W, 7-4
4/8	at St. Cloud State*	W, 5-0
	at St. Cloud State*	W, 12-8
4/9	at St. Cloud State*	W, 5-0 (8 inn.)
	at St. Cloud State*	W, 9-3 (8 inn.)
4/10	at Southwest Minnesota State	W, 4-2 (9 inn.)
	at Southwest Minnesota State	W, 4-2
4/14	Minnesota Duluth*	W, 8-3
	Minnesota Duluth*	W, 12-3
4/15	Minnesota Duluth*	W, 9-3
	Minnesota Duluth*	W, 9-4
4/17	at Wayne State (Neb.)	L, 9-4
4/19	Winona State	W, 11-10
	Winona State	W, 17-10
4/22	Augustana*	W, 2-0
	Augustana*	W, 5-3
4/23	at Augustana*	W, 9-1

	at Augustana*	W, 7-6
4/26	Upper Iowa	W, 14-6
4/29	North Dakota*	W, 10-3
5/6	at Minnesota State*	L, 3-2
	at Minnesota State*	L, 3-0
5/7	at Minnesota State*	L, 5-0
	at Minnesota State*	W, 7-3
5/11	vs. Minnesota-Duluth!	W, 11-5
5/13	vs. Minnesota State!	L, 7-5
5/18	vs. Wayne State#	W, 6-4
5/19	vs. Minnesota State#	L, 18-2
5/20	vs. Missouri Western#	W, 10-3
	vs. Minnesota State#	L, 4-1

\* -- Conference game  
 \$ -- UNLV/Central Missouri Tournament - Las Vegas, Nev.  
 ! -- NCC Tournament - Mankato, Minn.  
 # -- NCAA Regional - Emporia, Kan.

## 2007

**Head Coach: Bob Herold**  
**Record: 37-24 (14-7 NCC)**

2/22	Fort Hays State	L, 5-2
	Fort Hays State	L, 5-2
2/23	Regis	L, 15-10
	Regis	L, 9-6
2/24	Regis	W, 9-5
	Regis	W, 10-9
3/2	Central Missouri\$	L, 2-0
3/4	Upper Iowa\$	L, 20-11
	Bemidji State\$	W, 3-2
3/7	Northwest Missouri State	W, 7-0
	Northwest Missouri State	W, 14-5
3/10	Emporia State	L, 7-1
	Emporia State	L, 21-12
3/11	Fort Hays State	W, 4-3
	Fort Hays State	W, 4-2
3/14	Ashland&	W, 13-4
3/15	Ashland&	L, 4-3
3/16	Southwest Minnesota&	L, 7-6 (10 inn.)
3/17	Wayne State (Mich.)&	L, 8-3
3/18	Wayne State (Mich.)&	W, 7-2
3/21	Washburn	L, 5-1
	Washburn	L, 5-4
3/27	Emporia State	W, 4-1
	Emporia State	W, 5-4
4/3	Washburn	W, 12-2
	Washburn	W, 12-8
4/8	St. Cloud State*	W, 10-1
	St. Cloud State*	L, 4-3
4/9	St. Cloud State*	W, 15-2
	St. Cloud State*	W, 9-0
4/12	Nebraska-Kearney	L, 5-2

4/15	Nebraska-Kearney	W, 14-2
	Minnesota Duluth*	W, 6-0
	Minnesota Duluth*	W, 8-7
4/16	Minnesota Duluth*	L, 3-2
	Minnesota Duluth*	W, 5-3
4/18	Missouri Western	W, 5-2
	Missouri Western	W, 10-9
4/21	Augustana*	W, 7-1
	Augustana*	W, 10-1
4/23	Augustana*	W, 6-2
	Augustana*	W, 13-11
4/28	North Dakota*	W, 4-2
	North Dakota*	W, 4-2
4/29	North Dakota*	L, 5-1
	North Dakota*	W, 22-14
5/4	Minnesota State*	L, 4-1 (11 inn.)
	Minnesota State*	L, 7-5
5/5	Minnesota State*	W, 13-7
	Minnesota State*	L, 2-1
5/10	vs. Augustana!	W, 9-7
5/11	vs. Minnesota State!	L, 8-3
5/12	vs. St. Cloud State!	W, 5-2
	vs. Minnesota State!	L, 5-4
5/17	vs. Minnesota State#	W, 4-1
5/18	vs. Wayne State (Neb.)#	W, 10-3
5/19	vs. Central Missouri#	W, 4-2
5/20	vs. Central Missouri#	W, 9-4
5/25	vs. Kutztown^	W, 5-4 (10 inn.)
5/27	vs. Tampa^	L, 9-2
5/29	vs. Cal State-Los Angeles^	L, 4-2

\* -- Conference game  
 \$ -- Holiday Inn Express Tournament - Warrensburg, Mo.  
 & -- Gene Cusic Classic - Fort Myers, Fla.  
 ! -- NCC Tournament - St. Cloud, Minn.  
 # -- NCAA Regional - Warrensburg, Mo.  
 ^ -- NCAA College World Series - Montgomery, Ala.

## 2008

**Head Coach: Bob Herold**  
**Record: 45-13 (21-1 NCC)**

2/24	Central Missouri	W, 5-2
2/24	Central Missouri	L, 9-3 (10 inn.)
2/29	at Emporia State	L, 12-7
3/1	Emporia State	L, 21-14
3/2	Central Missouri	L, 12-6
3/9	Missouri Western	W, 5-3
3/9	Missouri Western	W, 4-3
3/10	Indianapolis	W, 10-4
3/11	Northwest Missouri State	W, 10-2
3/11	Northwest Missouri State	L, 2-0
3/14	Hillsdale	W, 8-4



## ALL-TIME RESULTS

3/15	East Stroudsburg	W, 13-1
3/15	Ashland	L, 11-9
3/16	Ashland	W, 14-5
3/16	Felician	W, 18-8
3/17	Minnesota Duluth	L, 6-5
3/17	Minnesota Duluth	L, 1-0
3/18	St. Michael's	W, 15-4
3/18	St. Michael's	W, 12-4
3/28	Augustana	W, 14-1
3/28	Augustana	L, 9-8
3/29	Augustana	W, 15-4
3/29	Augustana	W, 6-2
4/5	North Dakota*	W, 14-2
4/5	North Dakota*	W, 5-1
4/6	North Dakota*	W, 17-4
4/6	North Dakota*	W, 2-0
4/9	at Drury	W, 10-4
4/9	at Drury	W, 6-5
4/13	Minnesota Duluth*	W, 10-1
4/13	Minnesota Duluth*	W, 3-2 (14 inn.)
4/14	Minnesota Duluth*	W, 11-10
4/14	Minnesota Duluth*	W, 14-2
4/15	Fort Hays State	W, 10-7
4/15	Fort Hays State	W, 11-5
4/19/	at Augustana*	W, 17-4
4/19	at Augustana*	W, 11-9
4/20	Augustana*	W, 7-1
4/20	Augustana*	W, 10-3
4/22	at Washburn	L, 7-2
4/23	at Fort Hays State	W, 5-4
4/23	at Fort Hays State	W, 3-2
4/28	at St. Cloud State*	W, 11-1
4/28	at St. Cloud State*	W, 8-1
4/29	at St. Cloud State*	W, 6-5
4/29	at St. Cloud State*	W, 8-1
5/3	at Minnesota State*	W, 9-5
5/3	at Minnesota State*	W, 3-1
5/4	at Minnesota State*	L, 4-0
5/4	at Minnesota State*	W, 4-2
5/8	vs. Augustana!	W, 2-1 (10 inn.)
5/9	vs. Minnesota State!	W, 11-10
5/11	vs. Minnesota State!	W, 17-0
5/15	vs. Minnesota State#	W, 2-1
5/16	vs. Central Missouri#	L, 13-8
5/17	vs. Minnesota State#	W, 6-5
5/17	vs. Emporia State#	W, 17-14
5/18	vs. Central Missouri#	L, 11-6

\* -- Conference game

! -- NCC Tournament - Omaha, Neb.

# -- NCAA Regional - Emporia, Kan.

### 2009

Head Coach: Bob Herold  
Record: 41-20 (27-13 MIAA)

2/14	Colorado Christian	W, 9-6
2/14	Colorado Christian	W, 11-2
2/15	Colorado Christian	W, 3-1
2/15	Colorado Christian	W, 5-3
2/20	Winona State	L, 8-1
2/20	Winona State	W, 8-5
2/22	Upper Iowa	W, 11-4
2/26	Tampa	L, 11-4
2/27	Hillsdale	W, 14-5
2/27	Hillsdale	L, 8-7 (8 inn.)
2/28	Gannon	W, 13-2
3/1	Kentucky Wesleyan	W, 4-1
3/2	Grand Valley State	L, 12-5
3/2	Grand Valley State	L, 6-1
3/3	W.V. Wesleyan	W, 13-0
3/6	Emporia State*	L, 7-5
3/7	Emporia State*	W, 4-3 (10 inn.)
3/7	Emporia State*	L, 5-3
3/8	Emporia State*	L, 5-4
3/14	Missouri Southern*	W, 5-3
3/14	Missouri Southern*	W, 6-2
3/15	Missouri Southern*	W, 6-0
3/15	Missouri Southern*	W, 6-3
3/18	Missouri Western*	W, 6-4
3/18	Missouri Western*	L, 2-1
3/20	Southwest Baptist*	W, 8-0
3/20	Southwest Baptist*	W, 13-3
3/21	Southwest Baptist*	W, 10-1
3/21	Southwest Baptist*	W, 12-3
3/28	Pittsburg State*	W, 3-2
3/28	Pittsburg State*	W, 4-1
3/29	Pittsburg State*	W, 8-0
3/29	Pittsburg State*	W, 8-2
4/1	Missouri Western*	W, 6-4
4/1	Missouri Western*	W, 5-4
4/3	Truman State*	L, 7-2
4/3	Truman State*	W, 14-1
4/4	Truman State*	W, 19-5
4/4	Truman State*	W, 12-4
4/10	Northwest Missouri State*	W, 11-3
4/10	Northwest Missouri State*	W, 14-6
4/11	Northwest Missouri State*	L, 5-1
4/11	Northwest Missouri State*	W, 13-7
4/19	Fort Hays State*	L, 11-4
4/19	Fort Hays State*	L, 10-6
4/20	Fort Hays State*	W, 6-2
4/20	Fort Hays State*	W, 16-6
4/24	Central Missouri*	W, 5-1
4/24	Central Missouri*	L, 9-7
4/25	Central Missouri*	L, 5-0

4/25	Central Missouri*	L, 4-1
5/2	Washburn*	W, 7-5
5/2	Washburn*	L, 6-5
5/3	Washburn*	L, 14-4
5/3	Washburn*	W, 11-7
5/8	vs. Emporia State!	W, 6-3
5/9	vs. Missouri Southern!	W, 4-0
5/10	vs. Central Missouri!	W, 12-9
5/14	vs. Abilene Christian#	W, 5-4
5/16	vs. Emporia State#	L, 13-8
5/16	vs. Central Missouri#	L, 14-1

\* -- Conference game

! -- MIAA Tournament - Kansas City, Kan.

# -- NCAA Regional - Warrensburg, Mo.

### 2010

Head Coach: Bob Herold  
Record: 32-20 (28-12 MIAA)

2/13	at Regis	W, 10-9
2/13	at Regis	W, 11-4
2/26	at Pittsburg State*	W, 10-0
2/26	at Pittsburg State*	L, 4-3
2/27	at Pittsburg State*	W, 10-4
2/27	at Pittsburg State*	W, 10-4
3/6	at Missouri Southern*	W, 7-1
3/6	at Missouri Southern*	W, 13-4
3/7	at Missouri Southern*	W, 9-8
3/7	at Missouri Southern*	W, 16-6
3/11	vs. Concordia (Minn.)	L, 5-1
3/13	vs. Wayne State	W, 5-4 (12 inn.)
3/13	vs. Wayne State	W, 8-0
3/14	vs. Grand Valley State	L, 8-5
3/15	vs. North Dakota State	L, 12-11
3/16	at Tampa	L, 9-6
3/21	Truman*	W, 8-6
3/21	Truman*	W, 10-3
3/22	Truman*	W, 1-0
3/22	Truman*	W, 17-7
3/28	Emporia State*	W, 2-1
3/28	Emporia State*	L, 4-1
3/29	Emporia State*	L, 7-6
3/29	Emporia State*	L, 34-19
4/1	Southwest Baptist*	W, 10-8
4/2	Southwest Baptist*	W, 5-0
4/2	Southwest Baptist*	W, 20-8
4/3	Southwest Baptist*	W, 9-3
4/7	at Missouri Western*	W, 12-3
4/7	at Missouri Western*	W, 3-2
4/9	at Fort Hays State*	L, 12-2
4/10	at Fort Hays State*	W, 9-2
4/10	at Fort Hays State*	L, 11-8
4/11	at Fort Hays State*	W, 6-5
4/17	at Washburn*	W, 5-2



# ALL-TIME RESULTS

4/17	at Washburn*	L, 3-2
4/18	at Washburn*	W, 11-6
4/18	at Washburn*	L, 6-4
4/21	Missouri Western*	L, 8-6
4/21	Missouri Western*	W, 12-2
4/24	Northwest Missouri State*	W, 8-1
4/24	Northwest Missouri State*	W, 11-1
4/25	Northwest Missouri State*	W, 13-5
4/25	Northwest Missouri State*	L, 7-4
5/1	Central Missouri*	W, 6-5
5/1	Central Missouri*	W, 8-5
5/2	Central Missouri*	L, 13-8
5/2	Central Missouri*	L, 17-3
5/6	vs. Fort Hays State!	L, 4-1
5/7	vs. Central Missouri!	L, 10-9 (12 inn.)
5/13	vs. Central Missouri#	L, 9-3
5/14	vs. St. Mary's#	L, 8-6

\* -- Conference game

! -- MIAA Tournament - Kansas City, Kan.

# -- NCAA Regional - Warrensburg, Mo.

## 2011

Head Coach: Bob Herold

Record: 35-20 (28-16 MIAA)

2/26	vs. Augustana	L, 5-4
	vs. Augustana	W, 9-8
2/27	vs. Augustana	W, 14-5
3/3	at Southwest Baptist*	L, 11-8
	at Southwest Baptist*	W, 19-8
3/4	at Southwest Baptist*	W, 8-2
	at Southwest Baptist*	W, 8-3
3/11	at Pittsburg State*	W, 14-6
	at Pittsburg State*	L, 5-3
3/12	at Pittsburg State*	W, 3-1 (8 inn.)
	at Pittsburg State*	L, 6-4
3/18	Washburn*	W, 5-3
	Washburn*	W, 5-2
3/19	Washburn*	W, 6-1
	Washburn*	W, 14-4
3/22	Minnesota State	W, 6-5 (10 inn.)
3/27	Lincoln*	W, 4-0
	Lincoln*	W, 3-2
3/28	Lincoln*	W, 10-3
	Lincoln*	W, 5-1
4/1	at #1 Emporia State*	W, 8-2
4/2	at #1 Emporia State*	W, 5-2
	at #1 Emporia State*	L, 8-6
4/3	at #1 Emporia State*	L, 10-5
4/5	#18 Nebraska-Kearney	W, 5-0
4/8	#6 Central Missouri*	L, 6-1
	#6 Central Missouri*	L, 9-8
4/9	#6 Central Missouri*	L, 10-6
	#6 Central Missouri*	W, 10-0

4/12	at Northwest Missouri State*	L, 6-3
	at Northwest Missouri State*	L, 9-1
4/16	Missouri Southern*	W, 9-5
	Missouri Southern*	W, 9-7
4/17	Missouri Southern*	W, 9-0
	Missouri Southern*	W, 4-2
4/20	Northwest Missouri State*	W, 7-0
	Northwest Missouri State*	L, 4-3
4/22	at Fort Hays State*	W, 17-8
	at Fort Hays State*	W, 26-20 (10 inn.)
4/23	at Fort Hays State*	L, 6-4
	at Fort Hays State*	L, 17-7
4/27	Nebraska-Kearney	L, 8-5
4/29	at Truman*	W, 5-1
	at Truman*	W, 10-1
4/30	at Truman*	L, 4-0
	at Truman*	W, 5-3
5/7	Missouri Western*	L, 8-4 (8 inn.)
	Missouri Western*	W, 2-1
5/8	Missouri Western*	L, 6-3
	Missouri Western*	W, 13-2
5/12	vs. Washburn!	W, 11-1
5/13	vs. #6 Emporia State!	L, 5-0
	vs. Missouri Western!	W, 10-5
5/14	vs. #6 Emporia State!	W, 9-2
5/15	vs. #5 Central Missouri!	L, 7-1

\* -- Conference game

! -- MIAA Tournament - Kansas City, Kan.

## 2012

Head Coach: Bob Herold

Record: 12-36

2/18	at Texas A&M-Corpus Christi	L, 3-0
	at Texas A&M-Corpus Christi	W, 2-1
2/19	at Texas A&M-Corpus Christi	L, 3-2
	at Texas A&M-Corpus Christi	L, 7-2
2/24	at Washington State	L, 13-4
	at Washington State	L, 12-6
2/27	at Washington State	L, 7-1
	at Washington State	L, 5-3
2/28	at Seattle	W, 3-2
2/29	at Seattle	L, 3-2
	at Seattle	L, 8-3
3/6	at Missouri	L, 14-4
3/9	at Northern Colorado	L, 9-5
3/10	at Northern Colorado	W, 8-1
	at Northern Colorado	L, 13-12
3/12	BYU (CU Sports Complex)	L, 19-9
3/13	vs. Army^	L, 8-3
3/14	vs. Chicago State^	W, 8-4
3/15	vs. LIU Brooklyn^	W, 3-2 (19 inn.)
3/16	vs. Bucknell^	W, 13-1
3/17	vs. Bradley^	W, 4-3

3/18	vs. Jacksonville State^	L, 5-2
3/20	vs. Northwestern^	L, 3-1
3/27	at Creighton	W, 3-2
3/28	at Iowa	W, 3-1
3/30	at Fort Wayne	L, 4-0
3/31	at Fort Wayne	L, 6-3
4/1	at Fort Wayne	L, 13-7
4/6	North Dakota State	L, 7-4
4/7	North Dakota State (Werner Park)	L, 8-1
	North Dakota State (Werner Park)	L, 7-0
4/8	North Dakota State	W, 9-1
4/13	at UNLV	L, 10-7
4/14	at UNLV	L, 11-2
	at UNLV	W, 8-6
4/15	at UNLV	L, 20-1
4/17	at Minnesota	L, 8-4
4/18	at Minnesota	L, 1-0
4/21	at Oakland	L, 4-1
	at Oakland	L, 4-3
4/22	at Oakland	L, 5-4 (11 inn.)
4/27	at Indiana State	L, 2-1
4/28	at Indiana State	L, 3-2
4/29	at Indiana State	W, 7-4 (12 inn.)
5/4	at Kansas State	L, 9-4
5/5	at Kansas State	L, 14-5
5/6	at Kansas State	L, 10-2
5/9	at Creighton	L, 6-1

^ -- RussMatt Central Florida Invitational

- Auburndale/Winter Haven/Lakeland, Fla.

## 2013

Head Coach: Bob Herold

Record: 27-22 (20-6 Summit League)

3/1	at UTSA^	L, 5-0
3/2	vs. Stephen F. Austin^	L, 9-2
3/3	vs. Penn State^	L, 3-0
3/6	at Wichita State	L, 5-3
3/8	North Dakota (Westside)	L, 2-0
3/8	North Dakota (Westside)	L, 5-3
3/9	North Dakota (Westside)	W, 13-2
3/12	at Minnesota	L, 6-1
3/13	at Minnesota	W, 10-9 (11 inn.)
3/16	vs. Iowa (Wichita, Kan.)	W, 9-6
3/17	vs. Iowa (Wichita, Kan.)	L, 4-1
3/18	vs. Iowa (Wichita, Kan.)	W, 7-6
3/19	at Air Force	L, 2-0
3/20	at Air Force	W, 11-10
3/21	at Northern Colorado	L, 13-12 (10 inn.)
3/22	at Northern Colorado	L, 19-3
3/27	at Missouri	L, 11-4
3/29	at Creighton	L, 4-3
3/30	Creighton (Werner Park)	L, 11-4
3/31	at Creighton	W, 4-2



## ALL-TIME RESULTS

4/3	at Kansas State	L, 3-2
4/5	Fort Wayne*	W, 2-0
	Fort Wayne*	W, 6-3
4/7	Oakland*	W, 7-4
	Oakland*	W, 7-0
4/12	at Western Illinois*	W, 11-6 (10 inn.)
4/13	at Western Illinois*	W, 9-2
	at Western Illinois*	W, 5-3
4/14	at Western Illinois*	W, 5-3
4/16	Iowa	L, 3-0
4/26	North Dakota State*	W, 4-2
4/27	North Dakota State*	L, 15-7
	North Dakota State*	L, 8-7
4/28	North Dakota State*	W, 19-11
5/3	at Fort Wayne*	L, 6-2
5/4	at Fort Wayne*	W, 2-0
	at Fort Wayne*	W, 9-0
5/5	at Fort Wayne*	L, 6-5
5/7	at Iowa	W, 6-5
5/9	at Oakland*	W, 9-6
5/10	at Oakland*	W, 8-2 (12 inn.)
	at Oakland*	L, 3-0
5/11	at Oakland*	W, 7-2
5/14	Western Illinois*	W, 7-4
	Western Illinois*	W, 7-6
5/16	South Dakota State*	W, 6-0
5/17	South Dakota State*	L, 12-5
	South Dakota State*	W, 6-4
5/18	South Dakota State*	W, 8-2

\* -- Conference game

^ -- UTSA Classic - San Antonio, Texas

### 2014

Head Coach: Bob Herold

Record: 31-20 (15-9 Summit League)

2/21	vs. Milwaukee^	L, 5-4
2/22	vs. Northwestern^	L, 8-5
2/23	vs. Iowa^	L, 7-1
2/25	vs. St. Bonaventure^	W, 6-2
2/27	vs. Chicago State^	L, 2-1 (11 inn.)
2/28	vs. Villanova^	W, 2-1
	vs. Chicago State^	W, 13-10
3/1	vs. Western Michigan^	W, 3-1
3/7	at Grand Canyon	W, 6-0
3/8	at Grand Canyon	L, 9-2
	at Grand Canyon	L, 14-0 (7 inn.)
3/9	at Grand Canyon	L, 5-2
3/12	at Kansas State	L, 6-5
3/14	Air Force	W, 7-3
3/15	Air Force	W, 9-3
	Air Force	W, 3-1
3/18	vs. Dartmouth (Lawrence, Kan.)	W, 12-5
3/19	vs. Dartmouth (Lawrence, Kan.)	L, 10-3

3/20	vs. Dartmouth (Lawrence, Kan.)	W, 10-4
3/30	South Dakota State*	W, 10-2
	South Dakota State*	W, 7-6
4/1	Kansas State (Werner Park)	W, 6-5 (10 inn.)
4/5	Fort Wayne*	L, 4-3
	Fort Wayne*	L, 10-6
4/6	Western Illinois*	W, 7-3
	Western Illinois*	L, 2-0
4/12	at North Dakota State*	W, 2-0 (10 inn.)
	at North Dakota State*	W, 10-0 (7 inn.)
4/16	at Nebraska	L, 17-6
4/18	at Bradley	W, 4-2
4/19	at Bradley	W, 4-2
4/20	at Bradley	W, 11-6
4/22	at Creighton	W, 4-1
4/25	North Dakota State*	W, 7-2
	North Dakota State*	L, 8-6 (10 inn.)
4/26	North Dakota State*	L, 5-4
	North Dakota State*	L, 9-7
4/30	Nebraska (Werner Park)	L, 4-1
5/2	at South Dakota State*	W, 3-2
5/3	at South Dakota State*	L, 1-0
	at South Dakota State*	L, 3-0
5/4	at South Dakota State*	W, 6-3
5/9	Fort Wayne*	W, 6-3
	Fort Wayne*	L, 5-3 (10 inn.)
5/10	Fort Wayne*	W, 8-5
	Fort Wayne*	W, 13-6
5/13	Stephen F. Austin (Fricke Field)	W, 10-4
5/15	at Western Illinois*	W, 3-0
5/16	at Western Illinois*	W, 3-0
	at Western Illinois*	W, 7-1
5/17	at Western Illinois*	W, 8-5

\* -- Conference game

^ -- Snowbird Classic - Port Charlotte, Fla.

### 2015

Head Coach: Bob Herold

Record: 21-31 (12-18 Summit League)

2/13	vs. Bradley^	L, 6-1
2/14	at Grand Canyon^	L, 8-1
2/15	vs. North Dakota State^	W, 5-4
2/20	vs. Chicago State (Atlanta, Ga.)	W, 6-1
2/21	vs. Chicago State (Atlanta, Ga.)	W, 4-0
2/22	vs. Chicago State (Atlanta, Ga.)	L, 6-4
2/24	at Wichita State	W, 6-4
2/26	vs. Saint Leo#	L, 4-3
2/27	vs. Kentucky#	L, 6-5 (14 inn.)
	vs. Boston College#	W, 5-1
2/28	vs. Kentucky#	L, 5-1
3/1	Mount St. Mary's#	L, 8-2
3/7	North Dakota (Millard North)	W, 8-5
	North Dakota (Millard North)	W, 6-1

3/8	North Dakota (Millard North)	L, 4-2
3/13	South Dakota State*	W, 6-4
3/14	South Dakota State*	W, 7-6
3/15	South Dakota State*	W, 14-7
3/20	North Dakota State*	W, 20-14
3/21	North Dakota State*	W, 11-6
3/22	North Dakota State*	W, 12-7
3/27	at Oral Roberts*	L, 2-0
3/28	at Oral Roberts*	L, 11-1 (8 inn.)
3/29	at Oral Roberts*	L, 14-6
4/1	#18 Nebraska (Werner Park)	L, 3-2 (10 inn.)
4/3	Western Illinois*	W, 4-1
4/4	Western Illinois*	L, 8-4
4/5	Western Illinois*	W, 17-8
4/8	Kansas State (Werner Park)	L, 10-2
4/10	at Fort Wayne*	L, 7-6
4/11	at Fort Wayne*	W, 13-3 (8 inn.)
4/12	at Fort Wayne*	L, 5-2
4/15	at #23 Nebraska	L, 8-6
4/17	at South Dakota State*	L, 5-1
4/18	at South Dakota State*	W, 8-6
4/19	at South Dakota State*	L, 12-2 (7 inn.)
4/21	at Creighton	L, 8-2
4/24	Fort Wayne*	L, 5-2
4/25	Fort Wayne*	L, 10-6
4/26	Fort Wayne*	L, 7-1
5/1	Oral Roberts*	L, 5-3
5/2	Oral Roberts*	L, 8-6
5/3	Oral Roberts* (Millard North)	L, 18-7 (8 inn.)
5/9	at Western Illinois*	L, 2-1
	at Western Illinois*	W, 4-0
5/10	at Western Illinois*	L, 5-4
5/15	at North Dakota State*	W, 3-2 (10 inn.)
	at North Dakota State*	L, 8-1
5/16	at North Dakota State*	L, 5-4 (12 inn.)
5/21	Incarnate Word	L, 11-9
5/22	Incarnate Word	W, 6-2
5/23	Incarnate Word	W, 6-5 (10 inn.)

\* -- Conference game

^ -- GCU Classic - Phoenix, Ariz.

# -- Snowbird Classic - Port Charlotte, Fla.