

Single-Game Records

INDIVIDUAL:

Points: 55 by Larry Fogle vs. Saint Peter's (2-9-74)

Points (two players): 81 by Larry Fogle (42) and Kenny Kee (39) vs. Villanova (1-5-74)

Field Goals: 20 by Larry Fogle vs. Saint Peter's (2-9-74)

Field Goals Attempted: 37 by Larry Fogle vs. Niagara (1-12-74)

Field Goal Percentage (min 10 made): 92.9% (13-14) by Robert Turner vs. Vermont (3-5-84)

3pt. Field Goals: 7 by Craig Wise vs. Fairfield (2-13-95), Mickey Frazier vs. Toledo (12-20-95), Hodari Mallory vs. Bucknell (12-3-02), Toby Foster vs. Siena (2-26-04)

3pt. Field Goals Attempted: 13 by Hodari Mallory vs. Niagara (2-12-03)

Free Throws: 23 by Larry Fogle vs. George Washington (12-28-73)

Free Throws Attempted: 26 by Larry Fogle vs. George Washington (12-28-73)

Free Throw Percentage (min 12 made): 1.000% (14-14) by Phil Seymore vs. Dayton (2-27-82)

Rebounds: 26 by Larry Fogle vs. Catholic University (12-8-73)

Assists: 15 by Jim Schofield vs. Saint Peter's (2-9-74)


Steals: 9 by Harry Seymour vs. Vermont (1-28-91)

Blocked Shots: 8 by Darnell Wilson vs. Loyola (2-26-06)

Turnovers: 11 by Ray Hall vs. Niagara (1-15-83), Jamel Mosley vs. St. Louis (11-27-87)



Phil Seymore



Ed Book

TEAM:

Points: 129 vs. Saint Peter's 109 (2-9-74) at Memorial Auditorium

Least Points: 34 vs. Toledo 50 (2-7-48) at Memorial Auditorium

Field Goals: 52 vs. Saint Peter's (2-9-74), Villanova (1-5-74), Scranton (12-22-73)

Field Goals Attempted: 102 vs. Maryland (12-9-72)

Field Goal Percentage: 68.2% (30-44) vs. Detroit (12-30-89)

Field Goal Percentage (Half): 77.3% (17-22) vs. Buffalo (11-30-83) 2nd half

Field Goal Percentage (Low): 24.7% (18-73) vs. Missouri (11-25-91)

Field Goal Percentage (Low-Half): 7.7% (2-26) vs. Rider (12-11-01), 1st half

3pt. Field Goals: 16 vs. Siena (1-10-01)

3pt. Field Goals Attempted: 33 vs. Cornell (1-18-94)

Free Throws: 40 vs. Siena (2-4-99)

Free Throws Attempted: 63 vs. Siena (2-4-99)

Free Throw Percentage: 1.000% (14-14) vs. Bowling Green (12-30-86)

Rebounds: 69 vs. Scranton (2-7-61)

Assists: 38 vs. Siena (2-22-78)

Steals: 23 vs. New Hampshire (1-19-87)

Blocked Shots: 10 vs. Loyola (1-14-05)

Turnovers: 37 vs. St. Bonaventure (2-1-92)

Personal Fouls: 39 vs. Hofstra (1-7-89)

Scoring Margin: 76 (109-33) vs. Western Ontario (12-13-65)

Single-Game Records



Harry Seymour



Toby Foster

OPPONENTS:

Points: 128 Maryland (12-23-78), Final: 103-128
Least Points: 23 Tiffin (11-27-48), Final: 66-23
Field Goals: 55 Maryland (12-23-78)
Field Goals Attempted: 99 Villanova (1-5-74) & Maryland (12-23-78)
Field Goal Percentage: 69.5% (41-59) Duke (12-1-92)
Field Goal Percentage (Half): 80% (28-35) Detroit (2-18-78), (20-25) Saint Peter's (1-3-04)
Field Goal Percentage (Low): 22.8% (13-57) St. Bonaventure (1-16-96)
Field Goal Percentage (Low-Half): 18.4% (7-38) Niagara (11-30-02)
3pt. Field Goals: 16 Saint Peter's (2-19-04)
3pt. Field Goals Attempted: 43 Manhattan (1-31-00)
Free Throws: 40 Cornell (12-2-87), Niagara (2-16-05)
Free Throws Attempted: 54 Cornell (12-2-87)
Rebounds: 78 Bradley (12-13-55)
Assists: 50 Detroit (2-18-78)
Steals: 29 Cleveland State (12-28-86)
Blocked Shots: 12 Siena (1-22-87)
Turnovers: 40 Maryland (12-9-72)

COMBINED:

Points: 238 Canisius (129) vs. Saint Peter's (109) (2-9-74)
Least Points: 68 Canisius (31) vs. Utah (37) (12-26-46)
Field Goals: 95 Canisius (40) vs. Maryland (55) (12-23-78)
Field Goals Attempted: 184 Canisius (85) vs. Maryland (99) (12-23-78)
3pt. Field Goals: 25 Saint Peter's (16) vs. Canisius (9) (2-19-04), 25 Canisius (13) vs. Saint Peter's (12) (2-24-06)
3pt. Field Goals Attempted: 62 Canisius (19) vs. Manhattan (43) (1-31-00)
Free Throws: 63 Canisius (28) vs. La Salle (35) (3-12-55)
Free Throws Attempted: 86 Canisius (32) vs. Cornell (54) (12-2-87)
Rebounds: 122 Canisius (60) vs. Manhattan (62) (1-31-00)
Assists: 79 Canisius (29) vs. Detroit (50) (2-18-78)
Turnovers: 69 Canisius (37) vs. St. Bonaventure (32) (2-1-92)
Personal Fouls: 64 Canisius (27) vs. Fairfield (37) (12-30-81)

CANISIUS 100 POINT GAMES

1907-08	St. Ann's	107-20
1954-55	@ McMaster	101-53
1955-56	Richmond	106-79
1956-57	St. Vincent	103-55
1960-61	Syracuse	103-78
	@ Scranton	107-75
1961-62	Boston College	108-80
1962-63	Manhattan	105-72
1964-65	Georgetown	105-94
	@ Western Ontario	105-42
1965-66	Western Ontario	109-33
1967-68	Wayne State	103-81
1968-69	Loyola (Md.)	102-78
1971-72	Cleveland State	102-69
	Catholic	126-85
	Wayne State	100-89
	@ Scranton	115-80
	Fairfield	107-91
1972-73	@ St. Francis (Pa.)	107-71
	@ Saint Peter's	107-82
1973-74	Catholic	104-61
	Virginia Commonwealth	103-96
	Scranton	127-88
	George Washington	100-89
	Villanova	127-99
	Saint Peter's	129-109
1974-75	Assumption	104-68
	Buffalo State	100-99
	@ Villanova	111-81
1975-76	Siena	102-94
1976-77	@ St. Michael's	100-70
1978-79	@ Niagara	102-93
	@ Maryland	103-128
1979-80	Mercyhurst	113-84
	Buffalo State	102-63
1981-82	Mercyhurst	104-74
1986-87	@ Vermont	107-91
1988-89	Elmira	105-74
1998-99	Siena	100-90
1999-00	Manhattan	105-98
2003-04	Niagara	106-109 (OT)
2004-05	@ Niagara	101-113 (OT)

OPPONENTS 100 POINT GAMES

1956-57	@ Seton Hall	87-102
1960-61	@ Villanova	77-108
1963-64	DePaul *	79-102
	@ Xavier	84-104
1965-66	@ Morehead State	71-101
1968-69	Boston College	73-107
	@ Detroit	88-107
1969-70	Villanova	70-106
	Niagara	75-101
	@ Syracuse	93-106
1972-73	Maryland	80-107
1973-74	Saint Peter's	129-109
1974-75	@ Oral Roberts	93-100
	@ Siena	88-103
1975-76	La Salle	72-103
	Fairfield **	87-107
1976-77	@ Seton Hall	76-104
	@ Holy Cross	64-113
	@ Detroit	72-110
	@ St. Joseph's	62-111
1977-78	Hofstra (OT)	96-100
	Detroit	89-124
	@ Syracuse	59-100
1978-79	Davidson ***	99-106
	@ Maryland	103-128
	Syracuse	92-103
	Creighton	95-104
1979-80	@ La Salle	76-102
1981-82	@ Syracuse	76-109
1982-83	@ Duke	66-102
1989-90	@ Holy Cross	85-102
	@ Duke	62-110
1992-93	@ Villanova****	79-103
1993-94	vs. Marshall*****	92-102
1994-95	@ Iona	66-102
1997-98	@ Loyola (Md.)	90-101
1999-00	Niagara	106-109 (OT)
2003-04	Saint Peter's	89-103
2003-04	@ Niagara	101-113 (OT)
2004-05	* Queen City	

* Queen City


** Madison Square Garden Classic

*** Charlotte Invitational

**** NIT

***** Delta Airlines Bearcat Classic


Single-Game Records



Andy Anderson



Craig Prosser



Ron Peaks

SINGLE GAME SCORING HIGHS

DATE	POINTS	GRIFFIN	OPPONENT	SITE	SCORE
2-9-74	55	Larry Fogle	Saint Peter's	Aud	129-109
12-28-73	51	Larry Fogle	George Washington	Aud	100-89
2-22-67	46	Andy Anderson	La Salle	Palestra	93-75
12-22-73	43	Larry Fogle	Scranton	Aud	127-88
1-5-74	42	Larry Fogle	Villanova	Aud	127-99
12-15-73	42	Larry Fogle	Va. Commonwealth	Aud	103-93
2-7-53	42	Larry O'Connor	John Carroll	Aud	91-80
1-12-74	41	Larry Fogle	Niagara	Away (OT)	88-84
12-4-73	41	Larry Fogle	Boston College	Away	86-81
12-3-66	41	Andy Anderson	Murray State	Aud	78-69
12-29-62	41	Bill O'Connor	South Carolina	Aud	85-72
12-9-78	40	Ron Peaks	Niagara	NFCC	102-93
2-3-76	39	Craig Prosser	Siena	KAC	102-94
2-6-74	39	Larry Fogle	Florida State	Away	74-91
1-5-74	39	Kenny Kee	Villanova	Aud	127-99
2-28-65	39	Frank Swiatek	St. John's	Aud	85-75
1-28-61	39	Bill O'Connor	Creighton	Aud	97-89
2-27-82	38	Phil Seymore	Dayton	Aud	81-76
12-1-84	37	Ray Hall	Mercyhurst	KAC	95-73
1-29-66	37	John Morrison	Army	Aud	81-77
11-16-94	36	Micheal Meeks	Pennsylvania	Palestra	81-78
2-19-75	36	Larry Fogle	Villanova	Palestra	111-81
1-22-66	36	John Morrison	St. Bonaventure	Aud	76-80
2-24-62	36	Bill O'Connor	Detroit	Aud	90-74
1-19-96	35	Darrell Barley	Saint Peter's	Yanitelli	64-68
2-18-78	35	Ron Peaks	Detroit	Aud	89-124
2-17-75	35	Larry Fogle	Siena	Away	88-103
2-16-74	35	Larry Fogle	Fairfield	Aud	93-81
1-30-74	35	Larry Fogle	Xavier (Ohio)	Away	67-70
12-1-73	35	Larry Fogle	Gannon	Aud	89-74
3-4-72	35	Aaron Covington	Niagara	Aud	87-77
3-8-69	35	Tony Masiello	Niagara	Aud	83-79
2-28-64	35	Tony Gennari	Xavier (Ohio)	Away	84-104
1-27-62	35	Bill O'Connor	Boston College	Aud	108-80

SINGLE GAME REBOUNDING HIGHS

DATE	REBOUNDS	GRIFFIN	OPPONENT	SITE	SCORE
12-8-73	26	Larry Fogle	Catholic	Aud	104-61
12-1-73	23	Larry Fogle	Gannon	Aud	89-74
2-9-74	22	Larry Fogle	Saint Peter's	Aud	129-109
1-31-00	22	Darren Fenn	Manhattan	KAC	105-98 (4 OT)
12-28-73	21	Larry Fogle	George Washington	Aud	100-89
12-15-73	21	Larry Fogle	Va. Commonwealth	Aud	103-96
2-4-78	21	Ron Peaks	Seton Hall	Aud	62-71
2-28-53	21	Larry O'Connor	St. Bonaventure	Aud	66-64 (OT)
2-20-74	20	Charley Jordan	St. Bonaventure	Reilly Ctr	82-85
12-29-73	20	Larry Fogle	UNC-Charlotte	Aud	83-99
1-31-73	20	Mike Macaluso	Wayne State	Detroit	80-67
12-18-71	20	Gary Lawrence	Wayne State	Aud	100-89
2-7-61	20	Bill O'Connor	Scranton	Scranton	107-75
2-15-64	20	John Brennan	Villanova	Aud	58-73

SINGLE GAME OPPONENT SCORING HIGHS

DATE	PTS	NAME	TEAM	SITE	SCORE
1-13-68	48	Calvin Murphy	Niagara	Aud	74-95
2-24-06	43	Keydren Clark	Saint Peter's	Yanitelli Center	91-84 (OT)
3-05-68	41	Calvin Murphy	Niagara	Aud	84-96
1-31-00	41	Bruce Seals	Manhattan	KAC	105-98 (4 OT)
12-1-51	40	Ed Miller	Syracuse	Aud	76-92
2-12-01	40	Chris Rivers	Fairfield	Alumni Gym	93-98
12-10-94	39	Shawn Moore	Marshall	Shoemaker Center	92-102
3-15-57	39	Lenny Rosenbluth	North Carolina	Madison Sq Gar	75-87
1-28-67	39	"Sonny" Dove	St. John's	Aud	75-73
2-16-05	39	Juan Mendez	Niagara	Gallagher Center	101-113 (OT)
2-05-85	38	Reggie Lewis	Northeastern	Matthews Arena	91-99
2-18-91	38	Marc Brown	Siena	KAC	67-87
1-12-72	37	Greg Kohls	Syracuse	Manley	93-106
2-26-83	37	Jeff Cross	Maine	Memorial Gym	68-83
12-3-03	37	Juan Mendez	Niagara	HSBC Arena	106-109 (OT)
2-21-94	36	Doremus Bennerman	Siena	Niag Falls CC	99-90 (OT)
1-14-06	36	Steve Burt	Iona	KAC	73-88