

2016 VMI Baseball End of Season Record Book



The VMI Baseball Story

As the the VMI Baseball program reaches milestones never before achieved in its history, it becomes an appropriate time to survey the rich history of baseball at the Institute, a story dating back to its early days, over 140 years ago.

As the Institute continued its rebuilding efforts following its burning in the Summer of 1864, cadets

turned to a new sport in the Fall of 1866. An account by Hugh Walker Fry in the 1914 Bomb details the beginnings of the first documented team sport at VMI, introduced by Samuel Taylor:

I remember that fall that Sam had returned to the Institute from Richmond, where he had been spending his vacation. The day after his arrival he asked me to accompany him to the Parade Ground. Once there he instructed me to stand off from him about fifty feet. I did so. Sam twirled his arm around two or three times and let fly an object at me. Instinctively I was in the act of dodging, but Sam cried, "Catch it, you clohdopper!" So I caught it. Not knowing what the missile was, I asked Sam, "What in tarnation is this thing?" Sam replied, "You stupe, it's a baseball." By that time a crowd of cadets gathered around, and we formed a circle. For some time we were carried away with the sport of passing the ball from one to the other.

Sam Taylor had gotten a book of Spalding's Rules, and he had been playing ball in Richmond that summer. Garland Longstreet, another cadet from New Orleans, had played ball that summer too. It was not long before we organized the first baseball team at the Virginia Military Institute. That year we played twenty-three match games: won twenty, lost one, and tied two. (p. 149)

Crosstown rival Washington College (now Washington & Lee University) provided the opponent for several of those first contests, though the team did travel to Lynchburg in 1867 to play the Hill City Club, where they fell by one run. The team's first game against the University of Virginia came in 1889, a rivalry that still continues as the teams are scheduled to play each other during the upcoming season.

The schedule became broader as the years went by, as annual games against in-state opponents Randolph-Macon, Hampden-Sydney, Richmond College and VPI (Virginia Tech) became the standard. The rivalry with Washington & Lee was also kept up until the spring of 1904, when an "overenthusiastic response of spectators" caused the two schools to cease athletic relations.

In the early 1900's, three players stood out on the diamond so much so that they were inducted into the VMI Sports Hall of Fame some 60-plus years later. William Couper '04 holds the distinction as being both the earliest Baseball Hall of Famer, as he was also the first recipient of a VMI monogram. A first baseman and captain of the '04 team, Couper was inducted as part of the inaugural class of 1972, along with four other baseball players. Robert Y. Conrad '05 earned induction in 1974, as his play in right field and as a right tackle on the football team, earned him the honor, though it was awarded posthumously, as he was killed in combat during the Battle of the Marne in World War I.

Until the 1921-22 season, the squad played home games on the Parade Ground, just as the football team did. In that season, both teams relocated to Alumni Field, a site which the football team still uses today, while the baseball team shifted operations to Patchin Field in the early 1960's.

In that historic first game at Alumni Field in April of 1922, the Keydets hosted the University of South Carolina. VMI Hall of Fame inductee Frank M. Page, Jr. '23 hurled the first of his two 1922 no-hitters that day. In the game, shortstop Joseph M. Hatchett hit a majestic home run to center field on the first pitch thrown to a VMI batter at the field. Later in the inning, Edward Ryder hit another long round-tripper to the same spot, helping Page earn the 8-0 victory, the first of six consecutive wins for Page as he wound up the season with an 8-2 mark. Included in that total were a pair of two-hitters, a one-hitter, and another no-hitter, this time against VPI in the final home game of the season. Those outings accompanied a 16-strikeout performance in a 4-2 win against Roanoke College, which still didn't match an 18-strikeout game he posted in 1920.



Frank M. Page, Jr. '23 hurled two no-hitters in 1922, including one against South Carolina in the first baseball game ever played at Alumni Field.

The team went 11-2 in that season, and followed that up by going 13-4 in 1923, including two shutouts of Virginia by Page. Those teams have been regarded by some to be among the greatest in VMI history. At the turn of the decade, two more future VMI Hall of Famers donned the Red, White and Yellow in the persons of Gilly Laughorn '31 and Lefty Williams '31. Laughorn was a slugger who led the team in home runs and earned honorable mention All-American status as a first classman,

while Williams was regarded as a standout pitcher who posted two-hitters of both Cornell and VPI as a third classman. Both players were offered contracts from major league clubs, as Laughorn went on to play for three seasons in the Chicago White Sox organization. Laughorn and Williams led the teams to solid campaigns of 10-6 (1929), 11-4 (1930), and 12-6 (1931).

1938 would become a season long remembered in VMI baseball lore. The team posted seven wins, a five-win improvement from the year before, and was regarded as one of the program's finest sides with some outstanding individual talent. Charles "Billy" Robertson '38 was a noteworthy hurler who averaged over ten strikeouts per contest, while his catcher was the incomparable Paul Shu. Shu earned All-State and All-Conference recognition in football, led the basketball team in scoring, won the state javelin title in addition to his exploits on the diamond. But it was an event away from the field that brought the program a great deal of attention, though perhaps indirectly. In 1938, the movie *Brother Rat* was released, with future President Ronald Reagan playing Dan Crawford and Eddie Albert portraying Bing Edwards, a pair of VMI baseball players who bend the rules just weeks before graduation and must scramble to stay in school and secure their degree.

As the Institute resumed its normal operations following World War II, a pair of players stood out for their performances on the field in Claude "Red" Patton '50 and Oliver "Red" Williford '51. Patton, who was inducted into the HOF in 1975, was a unanimous All-State selection in 1950, while Williford was named All-State in four consecutive seasons, while he also won the Cincinnati Medal and the Silver Star for gallantry in action during his distinguished military career.

In the mid 1950's, the team turned in three consecutive 12-win seasons, marking the program's best run until Charlie McGinnis' days at the helm of the program in the early 1960's. Beginning in 1962, McGinnis' nine accrued 40 wins over the next three seasons (1963-65), including a 15-9 mark in 1965 that stood as the program's last winning season until the 2006 campaign, when Marlin Ikenberry's troops posted a 30-25 record.

When putting together any list of the top pitchers in the program's history, certainly near the top along with Page, Williams, & Robertson would have to be the name of Percy Sensabaugh '64. As a third classman, Sensabaugh ranked second in the country with 106 strikeouts, a record that still stands as the program's top mark. That, along with his 0.67 ERA, may represent the finest statistical season on record, though his second class year (1.04 ERA, 71 K, 69 IP, 5 CG) certainly ranks a close second. Twice during the 1964 campaign, Sensabaugh struck out at least 20 batters, doing so against West Virginia on April 11 before sitting down 21 in an 11-inning contest against The Citadel later that year. However, his playing career was cut tragically short due to an arm injury sustained while throwing the shot put, dashing any hopes of a professional career.



Ronald Reagan in his role as a cadet in the 1938 movie *Brother Rat*. (Courtesy Warner Brothers)

However, Sensabaugh was not the only star player of those mid-1960's teams. The 1963 team saw a pair of newcomers that went on to earn All-American status, as Joe Bush and Donny White each helped the team to new batting average and stolen-base records. Bush, who later earned induction into the HOF on his football credentials, was a center fielder for that team, while White, a sure-handed shortstop with wheels, earned induction in 1975. White, also an accomplished football halfback, led the team in hitting for three consecutive seasons, including a high of .391 as a third classman, while his 26 stolen bases in 1963 was the second-highest mark in the nation that season. White's relationship with the baseball program spanned into five decades, as he served as player, assistant coach, head coach and, until his retirement in 2014, athletic director.

Just four years later, the team would go on an unlikely run under the direction of Chuck Roys. After finishing the regular season with a 7-7 mark, the 1969 Keydets, under the direction of Chuck Roys, forced a one-game playoff against William & Mary to determine the Southern Conference's Northern Division Champions. Despite falling in three of their previous four meetings with the Tribe that year, the Keydets claimed a thrilling 13-inning decision that lasted deep into the Colonial Heights night to defeat W&M 5-3 and earn a spot in the SoCon Championship Series against Furman the next day. But there was no magic left in the Keydet bats, as the team fell 7-2 and 5-4 to the Paladins, leaving their first SoCon Championship appearance empty-handed. That team was led by a standout fourth classman pitcher by the name of Vern Beitzel, who later went on to serve as head coach for four seasons. He was joined by J.C. Hanks and Timothy White, each of whom helped shoulder the offensive load.

The coming seasons would be a struggle for the program, as they failed to win more than six games in a season until the 1982 team, when first-year head man Donny White claimed Southern Conference Coach of the Year honors for engineering a dramatic turnaround. Under his direction, the team steadily improved its win totals in the SoCon over the next six seasons while players like Phil Hubbard '83, Greg Weddle '86 and Chris Finwood '88 each became standouts who would later earn induction into the HOF. Hubbard, who batted .424 as a junior, still ranks as one of the top sluggers in VMI history, as his .350 career batting average is the third-highest total of all time. Meanwhile, Weddle's exploits at the plate still have him as the career leader in slugging percentage (.633), while his .328 batting average and 146 RBI also rank in the top five.

During those seasons, the team posted back-to-back .500 seasons for the first time since the 1962 & 1963 campaigns. In 1987, White led the Keydets to a 16-16-1 record, and more importantly, an 8-4 SoCon mark. The team finished second in the North Division that season, earning a berth into the Conference Tournament. There, after dropping their opening game to Western Carolina, the Keydets slugged their way to back-to-back wins against Davidson and Appalachian State, though they needed extra innings to dispatch the Mountaineers. The Keydets then faced off against Western Carolina in the Championship Finals, where they fell 9-4. That run saw the end of White's VMI coaching career, as Paul Maini took over the reins and saw great success his first year, leading the team to a 20-20 mark, while Maini earned SoCon Coach of the Year honors that season.

Finwood, as so many of the program's fine players have done, would return to Lexington to head up the program just a few short years after his playing days had wrapped up. During those playing days, Finwood had helped lead VMI to a pair of Northern Division Championships (1987, 1988), while he was voted All-Southern Conference three times in his career. Just three years after his graduation, Finwood took over the program after a disastrous 2-35-1 campaign, and immediately began to right the ship. In his three years, Finwood won 52 games, the fifth-most in school history, while his eighth-seeded 1993 team went on one of the most magical rides in VMI athletic history, defeating three consecutive favored opponents to advance to the SoCon Tournament Finals, where they eventually fell to second-seeded Western Carolina.

That '93 team also featured several individuals that would continue the VMI baseball legacy over the following years. Along with Finwood, the team also included assistant coach Tom Slater '90, who would serve for three seasons as VMI's head coach, engineering a 16-14 record in the Southern Conference in 2003, before eventually moving on to take over as the head coach at Auburn prior to the 2005 season.

A freshman pitcher/outfielder on the 1993 team was Portsmouth, Va. native Ryan Glynn '96. A power source at the plate and a strikeout artist on the mound, Glynn's 8.78 strikeouts per nine innings still ranks as the highest in VMI history, while his 31 home runs and 126 RBI place him among the top ten in each category as well. Impressive numbers, considering the fact that Glynn only played three seasons for the Keydets. That was because Glynn was drafted in the 4th round (94th overall) of the 1995 MLB First-Year Player Draft by the Texas Rangers, the highest selection of any Keydet in the program's history. And after four-plus seasons playing in the Rangers' minor league system, Glynn made his major league debut on May 16, 1999 against the Baltimore Orioles. Just over a week later, Glynn started his first major league contest, doing so in Tampa Bay on May 25, 1999. In all, Glynn pitched in the majors in five different seasons, winning nine contests and striking out 116 batters, while he earned VMI Sports HOF induction in 2005, the most recent baseball inductee.

Glynn's final season playing for the Keydets marked the first campaign for one of VMI's most successful coaches, Scott Gines '83, who compiled 104 wins over six seasons. Gines' final season came in 1999, when the team posted a new school-record win total with a 22-27 campaign during which they also went 13-16 in the League.

The 2000 season would see one of the greatest offensive statistical seasons in the program's history, as Chris Catanzaro '01 hit .392, doing so with 76 hits, 25 of which were doubles, along with 56 runs and 46 RBI. Those numbers helped him to claim the career records which still stand today of a .356 batting average, 72 doubles, 411 total bases and 155 RBI, while his second-place total of 258 hits was only eclipsed in 2006 by the culmination of the stellar career of Kelly Sweppenhiser '06. Taking over in 2001 was Slater, who returned once again to the VMI program after serving for six seasons as an assistant coach at Auburn.

It got started in 2003, when Slater's bunch went 25-27, setting yet another new record for wins in a season, while his 16-14 SoCon mark earned him Coach of the Year honors from the League. It didn't hurt that the seventh-seeded team also won a pair of games in the SoCon tournament, defeating both third-seeded Citadel and fifth-seeded Furman by 2-1 scores before being ousted by fourth-seeded UNC Greensboro. The loss was a bittersweet ending to the 75-year relationship between VMI and the Southern Conference, as the Institute joined the Big South Conference in the Fall of 2003.

And with the new Conference affiliation came a new coach. Marlin Ikenberry took the reins after serving for three seasons as an assistant under Slater. After a disappointing 2004 season that saw the team go 23-32 in its inaugural Big South campaign, Ikenberry's boys made sure the rest of the league knew the Keydets were a force to be reckoned with in 2005, posting 27 wins and an 11-13 conference record, earning their first berth into the Big South Championship.

For the fourth time in five seasons, the 2006 squad again surpassed the school record for wins in a season. But the team's 30 wins was only half the story, as the team lost only 25 contests, marking the program's first winning season since McGinnis' 1965 team. The team also scored a pair of historic firsts, including a series win at Auburn to open up the season, the first time the Keydets had ever claimed a series victory against an SEC team. Then on the season's final weekend, VMI took two of three against #16 Winthrop, marking the first series win against a ranked team in program history.

That spring, the team bid farewell to undoubtedly one of the top bats to ever don red, white and yellow, as Kelly Sweppenhiser was drafted by the Toronto Blue Jays, and, later that summer, became only the second Keydet to reach AAA, doing so with the Syracuse SkyChiefs in September 2006. Sweppenhiser graduated with numerous records and honors, as his 263 hits, 172 runs, 411 total bases, .457 on-base percentage helped him to become the VMI's first Louisville Slugger Freshman All-American and first Dick Howser Award Watch Listee.

The 2007 season will long stand as a watershed moment in the history of the program. Gray-Minor Stadium, named after a pair of former VMI catchers in Sen. Elmon Gray '46 and Gil Minor '63, was christened on Feb. 16, when the Keydets claimed a 10-2 decision over Bucknell. That would be a telling sign of things to come for VMI at Gray-Minor Stadium in '07, as the Keydets went 23-7 in their new home, including wins over #3 Virginia, VCU and Richmond.

In addition to its new digs, the program also achieved several firsts, including their first-ever national ranking (holding the 30th spot for consecutive weeks in Collegiate Baseball's poll), a pair of wins over top-ten teams (with a win at #10 Auburn joining the home win over #3 Virginia) and back-to-back 30-win seasons. Sophomore Michael Bowman took down a pair of school records by striking out 110 batters in 99.0 innings, on his way to Second Team All-Conference accolades. Meanwhile, junior Trey Barham became the school's career wins leader, helping pace a winning staff that posted its lowest ERA in 33 seasons.



Ryan Glynn '96 is the only Keydet to play in the major leagues, doing so for the Texas Rangers, Toronto Blue Jays and Oakland Athletics.

The upward trend continued in 2008, as the Keydets not only posted their third straight winning season (29-26), but posted the team's best conference finish since joining the Big South. At 14-7, the Keydets tied for second place in the league standings, tying the school record for conference winning percentage from the 1987 squad. The 2008 team also knocked off a ranked opponent for the fourth straight year and saw three players drafted, including Michael Bowman, who was selected in the ninth round by the Milwaukee Brewers.

In 2009, the program took some impressive steps forward despite battling through a difficult campaign. For the fifth-straight year, the Keydets had multiple players named All-Conference, while also claiming the program's first Big South Championship win, upsetting fifth-seeded Gardner-Webb. In addition, the Keydets opened the season at #1 North Carolina, marking the first time in program history that VMI had faced the nation's top team.

2010 saw a victory over #1 Virginia at Gray-Minor Stadium, the first win for any VMI athletic team over a top-ranked opponent. The 2010 team blistered the ball at the plate, setting new school records for batting average (.325), slugging percentage (.529), hits (629), runs (414), doubles (133), home runs (78), RBIs (390), at bats (1933) and total bases (1022). Freshman second baseman Cory Spangenberg earned three Freshman All-American honors, in addition to being named the VaSID Rookie of the Year, while senior first baseman Jordan Ballard was drafted by the Colorado Rockies.

The 2011 season saw the Keydets earn their fifth winning season in six years, led by Sam Roberts and Alex Haitzuka, both of whom were named First Team All-Big South. Roberts made history by becoming the program's all-time leader in hits, walks and runs scored, which helped him be grabbed by Oakland in the MLB draft, while teammate Graham Sullivan earned his second straight Second Team All-Conference nod. 2012 brought a young team to Lexington, but the Keydets still knocked off VCU for the first time in five years and saw Jacob Morley finish his career in the program's top 10 in hits, games played and several other categories. Adam Lopez (21st round, Chic. White Sox) and Coby Cowgill (23rd, Texas) were chosen in that year's MLB draft.

2013 was a building year for the Keydets, but did see senior Rob Dickinson earn Big South Player of the Year honors after missing .400 by just one hit and finishing at .399. He was VMI's first conference player of the year ever, and was joined on the all-conference squad by Matt Winn, who was the Second Team All-Big South catcher.

VMI posted a winning season in 2014, helped by MLB draft picks SP Connor Bach (21st round, Washington) and SP Reed Garrett (16th round, Texas) and Garrett's no-hitter Feb. 21 against Lafayette. The no-hitter was the first regular season no-hitter in Gray-Minor Stadium history, and set the stage for a year that saw Garrett and Brandon Angus earn Second Team All-Big South honors. VMI beat #1 Virginia Feb. 25 in Charlottesville and defeat Kentucky on a walk-off on opening weekend. The Keydets also played the program's longest game ever (by time), a 16-inning win over High Point on April 13.

The Keydets returned to the Southern Conference in 2015 and had a .500 league record in the first year under alumnus Jonathan Hadra. VMI won its first main draw conference tournament game since 2003 and saw two players drafted, Matt Winn and Jordan Tarsovic. Winn earned All-American honors, becoming the first Keydet to make an upperclass AA team outright, and was one of three finalists for the Johnny Bench Award. 2016 saw a team that had over 60% of its at-bats taken by freshmen and sophomores, but VMI finished in the top-10 in Division I in home runs and first baseman Collin Fleischer earned Second Team All-SoCon honors. Pitcher Josh Winder and outfielder Matt Pita were named to the conference's All-Freshman team, while Pita nearly hit for the cycle twice in a week in early season action and Winder became the first VMI hurler to pitch 10 innings in a game (aluminum bat era) in a March contest against Binghamton.

- Early portions adapted from Col. Tom Davis' outstanding work in The Corps Roots the Loudest.

Series Versus All Opponents

Table with columns for date, location, opponent, and record. Includes entries for Lexington, Va., Blacksburg, Va., Morgantown, W.Va., and West Virginia Tech (I-0).

Virginia Wesleyan (1-1)

Table with columns for date, location, opponent, and record. Includes entries for Norfolk, Va. and Winston-Salem, N.C.

Washington (Md.) (1-0)

Table with columns for date, location, opponent, and record. Includes entry for Unknown.

Washington & Lee (24-4)

Table with columns for date, location, opponent, and record. Includes entries for at W&L, Home, and Away locations.

West Chester (3-2)

Table with columns for date, location, opponent, and record. Includes entries for Lexington, Va.

West Georgia (1-2)

Table with columns for date, location, opponent, and record. Includes entries for Carrollton, Ga.

West Virginia (6-23)

Table with columns for date, location, opponent, and record. Includes entries for Lexington, Va., Morgantown, W.Va., and West Virginia Tech.

Table with columns for date, location, opponent, and record. Includes entries for Morgantown, W.Va., Lexington, Va., and West Virginia Tech (I-0).

West Virginia Tech (I-0)

Western Carolina (17-59)

Table with columns for date, location, opponent, and record. Includes entries for Cullowhee, N.C., Lexington, Va., Asheville, N.C., and Charleston, S.C.

Western Kentucky (0-3)

Table with columns for date, location, opponent, and record. Includes entries for Bowling Green, Ky.

William & Mary (49-64)

Table with columns for date, location, opponent, and record. Includes entries for Lexington, Va., Williamsburg, Va., and Colonial Heights, Va.

Table with columns for date, location, opponent, and record. Includes entries for Lexington, Va., Williamsburg, Va., and Rock Hill, S.C.

Winthrop (9-23)

Table with columns for date, location, opponent, and record. Includes entries for Lexington, Va., Rock Hill, S.C., and Asheville, N.C.

Wofford (9-14)

Table with columns for date, location, opponent, and record. Includes entries for Lexington, Va., Spartanburg, S.C., and Rock Hill, S.C.

Yale (0-2)

Table with columns for date, location, opponent, and record. Includes entries for Ormond Beach, Fla.

Youngstown State (3-5)

Table with columns for date, location, opponent, and record. Includes entries for Lexington, Va., and Lexington, Va.

\$-Southern Conference Tournament %Big South Conference Tournament *-Southern Conference Northern Division Playoff



Postseason Results

SoCon Division Playoff

1969- Colonial Heights, Va.

VMI 5, William & Mary 3 (13 innings)

SoCon Championship Finals

1969- Fort Eustis, Va.

Furman 7, VMI 2

Furman 5, VMI 4

SoCon Tournament

1984- Cullowhee, N.C.

#1S Western Carolina 10, #2N VMI 7

#2S The Citadel 12, #2N VMI 7

1987- Asheville, N.C.

#1S Western Carolina 16, #2N VMI 4

#2N VMI 15, #2S Davidson 7

#2N VMI 10, #1N Appalachian State 9 (10)

#1S Western Carolina 9, #2N VMI 4

1988- Asheville, N.C.

#2S The Citadel, 9, #1N VMI 8

#2N Appalachian State 11, #1N VMI 4

1989- Asheville, N.C.

#5 The Citadel 17, #4 VMI 11

#6 Furman 7, #4 VMI 5

1990- Charleston, S.C.

#5 Appalachian State 9, #4 VMI 2

#6 Furman 10, #4 VMI 9 (10)

1991- Charleston, S.C.

#2 Western Carolina 18, #7 VMI 2

#4 Furman 8, #7 VMI 3

1992- Charleston, S.C.

#1 Western Carolina 3, #8 VMI 2

#8 VMI 5, #2 Furman 3

#3 East Tennessee State 20, #8 VMI 3

1993- Charleston, S.C.

#8 VMI 8, #1 Georgia Southern 0

#8 VMI 15, #5 Davidson 5

#8 VMI 8, #2 Western Carolina 4

#2 Western Carolina 12, #8 VMI 5

#2 Western Carolina 5, #8 VMI 1

1994- Charleston, S.C.

#7 VMI 6, #2 Georgia Southern 4

#7 VMI 6, #3 Marshall 4

#5 The Citadel 4, #7 VMI 3

#1 Western Carolina 7, #7 VMI 1

1995- Charleston, S.C.

#2 Georgia Southern 4, #7 VMI 3

#7 VMI 13, #6 Appalachian State 4

#5 East Tennessee State 8, #7 VMI 4

1996- Charleston, S.C.

#7 VMI 7, #2 Western Carolina 3

#7 VMI 4, #6 East Tennessee State 2

#1 Georgia Southern 11, #7 VMI 2

#4 The Citadel 8, #7 VMI 5

1997- Charleston, S.C.

#1 Western Carolina 4, #8 VMI 3

#5 East Tennessee State 7, #8 VMI 3 (10)

1999- Charleston, S.C.

#2 College of Charleston 15, #7 VMI 4

#3 Western Carolina 8, #7 VMI 4

2003- Charleston, S.C.

#2 Georgia Southern 6, #7 VMI 4

#7 VMI 2, #3 The Citadel 1

#7 VMI 2, #5 Furman 1

#4 UNC Greensboro 10, #7 VMI 1

2015- Charleston, S.C.

#4 VMI 6, #5 UNCG 5

#1 Mercer 19, #4 VMI 7

#8 The Citadel 10, #4 VMI 5

2016 - Greenville, S.C.

#8 The Citadel 3, #9 VMI 2 (10)

Big South Tournament

2005- Conway, S.C.

#2 Winthrop 11, #5 VMI 1

#6 Radford 8, #5 VMI 7

2007- Rock Hill, S.C.

#3 Liberty 4, #4 VMI 3

#1 Coastal Carolina 4, #4 VMI 2

2008- Danville, Va.

#4 Winthrop 7, #3 VMI 2

#1 Coastal Carolina 3, #3 VMI 1

2009- Asheville, N.C.

#8 VMI 13, #5 Gardner-Webb 4

#1 Coastal Carolina 9, #8 VMI 4

#2 Winthrop 8, #8 VMI 4

2010- Rock Hill, S.C.

#6 VMI 7, #7 UNC Asheville 4

#1 Coastal Carolina 11, #6 VMI 2

#5 Winthrop 11, #6 VMI 6

2011- Lexington, Va.

#6 Radford 3, #7 VMI 1

Conference Tournament

Miscellany

Record as a....

#3 Seed:	0-2
#4 Seed:	1-8
#5 Seed:	0-2
#6 Seed:	1-2
#7 Seed:	7-12
#8 Seed:	5-8
#9 Seed	0-1

Southern Conference Divisional Seeding:

#1 North Seed:	0-2
#2 North Seed:	2-4

Record Against....

Appalachian State	2-2
College of Charleston	0-1
The Citadel	1-7
Coastal Carolina	0-4
Davidson	2-0
East Tennessee State	1-3
Furman	2-3
Gardner-Webb	1-0
Georgia Southern	2-3
Liberty	0-1
Marshall	1-0
Mercer	0-1
Radford	0-2
UNC Asheville	1-0
UNC Greensboro	1-1
Western Carolina	2-10
Winthrop	0-4

Record When Playing At....

Asheville, N.C.	3-8
Charleston, S.C.	12-22
Conway, S.C.	0-2
Cullowhee, N.C.	0-2
Danville, Va.	0-2
Greenville, S.C.	0-1
Rock Hill, S.C.	1-4
Lexington, Va.	0-1

Most Coaching Wins

Chris Finwood	6-6
Scott Gines	3-8
Tom Slater	2-2
Donny White	2-4
Marlin Ikenberry	2-11
Jonathan Hadra	1-3
Paul Maini	0-8

Complete Games:

Richard Sparks, vs. Davidson, 4/25/87
Marc Phillips, vs. Furman, 4/24/92
John Payne, vs. Georgia South. (SHO), 4/29/93
John Payne, vs. Georgia Southern, 4/28/94
Jay Adams, vs. Appalachian State, 4/28/95
W.G. Smith, vs. Western Carolina, 4/25/96
Danny Hughes, vs. East Tennessee St., 4/27/96
Phil Hendrix, vs. The Citadel, 5/22/03
Jeremy Harper, vs. Furman, 5/23/03

Four-Hit Games:

5, Rob Holmes, vs. The Citadel, 4/28/84
5, Louie Napoleon, vs. Davidson, 4/30/93
5, Jordan Ballard, vs. Gardner-Webb, 5/19/09
4, Gary Sibayan, vs. Davidson, 4/25/87
4, Marshall Simpson, vs. Furman, 4/27/90
4, David Groseclose, vs. Davidson, 4/30/93



The eighth-seeded 1993 squad posted the most wins in a single tournament by upsetting top-seeded Georgia Southern, second-seeded Western Carolina and fifth-seeded Davidson on their way to the Championship Finals.

Postseason Single-Game Records

<i>Individual</i>	<i>Team</i>
<p>Hitting Hits- 5, Rob Holmes, vs. The Citadel, 4/28/84; Louie Napoleon, vs. Davidson, 4/30/93 & Jordan Ballard vs. Gardner-Webb, 5/19/09 Runs- 5, David Groseclose, vs. Davidson, 4/30/93 RBIs- 7, Ryan Glynn, vs. Appalachian State, 4/20/95 At Bats- 6, Several Times Walks- 3, Several Times Doubles- 2, Several Times Triples- 1, Several Times Home Runs- 2, John Parrott, vs. Davidson, 4/25/87; John Parrott, vs. The Citadel, 4/27/89; Bert Saunders, vs. Western Carolina, 4/28/84 Total Bases- 10, Rob Holmes, vs. The Citadel, 4/28/84 Stolen Bases- 3, David Groseclose, vs. Georgia Southern, 4/28/94</p> <p>Pitching Innings Pitched- 9.0, (Nine Times) Most Recent Jeremy Harper, vs. Furman, 5/23/03 Strikeouts- 10, <i>Josh Winder vs. The Citadel, 5/24/16</i> Fewest Hits (Min. 9 IP)- 6, Marc Phillips, vs. Furman, 4/24/92; Jeremy Harper, vs. Furman, 5/23/03 Fewest Earned Runs (Min. 9 IP)- 0, John Payne, vs. Georgia Southern, 4/29/93 Fewest Runs (Min. 9 IP)- 0, John Payne, vs. Georgia Southern, 4/29/93</p>	<p>Hitting Hits- 21, vs. Gardner-Webb, 5/19/09 Runs- 15, vs. Davidson, 4/25/87 & vs. Davidson, 4/30/93 RBIs- 15, vs. Davidson, 4/25/87 At Bats- 46, vs. The Citadel, 4/28/84 & vs. The Citadel, 4/27/89 & vs. Davidson, 4/30/93 Walks- 10, vs. Appalachian State, 4/26/90 Doubles- 5, vs. UNC Asheville, 5/25/10 Triples- 1, (Several Times), Most Recent vs. Liberty, 5/23/07 Home Runs- 4, vs. Davidson, 4/25/87 Total Bases- 32, vs. Davidson, 4/25/87 Stolen Bases- 4, vs. Furman, 4/24/92 & vs. Davidson, 4/30/93</p> <p>Pitching Strikeouts- 10, vs. The Citadel, 5/22/15 & vs. The Citadel, 5/24/16 Fewest Hits- 5, vs. Georgia Southern, 5/21/03 Fewest Earned Runs- 0, vs. Georgia Southern, 4/29/93 Fewest Runs- 0, vs. Georgia Southern, 4/29/93 Fewest Walks- 0, vs. The Citadel, 4/29/88</p>

Single-Postseason Records

<i>Individual</i>	<i>Team</i>
<p>Hitting Hits- 10, David Groseclose, 5 games, 1993 (SoCon) Runs- 9, David Groseclose, 5 games, 1993 (SoCon) RBIs- 9, Ryan Glynn, 3 games, 1995, (SoCon) Walks- 5, Warren Williams, 5 games, 1993 (SoCon) Doubles- 3, Gary Sibayan, 4 games, 1987 (SoCon); Warren Williams, 2 games, 1991 (SoCon); Sam Roberts, 3 games, 2010 (Big South) Triples- 2, Franco Martin, 3 games, 1995 (SoCon) Home Runs- 3, John Parrott & Richard Stone, 4 games, 1987 (SoCon) Total Bases- 18, Richard Stone, 4 games, 1987 (SoCon) Stolen Bases- 5, David Groseclose, 4 games, 1994 (SoCon)</p> <p>Pitching Innings Pitched- 16.0, John Payne, 1993 (SoCon) Wins- 1, Several Times, Most Recent Jack Gomersall, 2015 (SoCon) Games Started- 2, Mike Doczi, 1991 (SoCon) & John Payne, 1993 (SoCon) Saves- 1, Marc Phillips, 1994 (SoCon) and Taylor Edens, 2015 (SoCon) Relief Appearances- 3, Billy Goodrich, 1993 (SoCon) & Marc Phillips, 1994 (SoCon) Strikeouts- 10, <i>Josh Winder, 2016 (SoCon)</i></p>	<p>Hitting Hits- 54, 5 games, 1993 (SoCon) Runs- 37, 5 games, 1993 (SoCon) RBIs- 31, 5 games, 1993 (SoCon) Walks- 20, 5 games, 1993 (SoCon) Doubles- 10, 4 games, 1987 (SoCon) Triples- 2, 3 games, 1995 (SoCon) & 4 games, 2003 (SoCon) Home Runs- 9, 4 games, 1987 (SoCon) Total Bases- 87, 4 games, 1987 (SoCon) Stolen Bases- 8, 5 games, 1993 (SoCon)</p> <p>Pitching Wins- 3, 1993 (SoCon) Saves- 1, 1994 (SoCon) & 2015 (SoCon) Strikeouts- 30, 4 games, 2003 (SoCon) Complete Games- 2, 1996 (SoCon) & 2003 (SoCon)</p>

Career-Postseason Records

<p>Hitting Hits- 25, David Groseclose, 1992-95 Runs- 19, David Groseclose, 1992-95 RBIs- 13, Ryan Glynn, 1993-95 Walks- 11, David Groseclose, 1992-95 Doubles- 6, Warren Williams, 1990-93 and Sam Roberts, 2008-11 Triples- 2, Franco Martin, 1994-97 Home Runs- 5, John Parrott, 1987, 1989 Total Bases- 29, David Groseclose, 1992-95 Stolen Bases- 9, David Groseclose, 1992-95 At Bats- 61, Louie Napoleon, 1993-96 Games Played- 16, Louie Napoleon, 1993-96</p>	<p>Pitching Innings Pitched- 32.1, John Payne, 1991-94 Wins- 2, John Payne, 1991-94 Games Started- 4, John Payne, 1991-94 Complete Games- 2, John Payne, 1991-94 Saves- 1, Marc Phillips, 1994 (SoCon) and Taylor Edens, 2015 (SoCon) Appearances- 9, Billy Goodrich, 1992-95 Relief Appearances- 9, Billy Goodrich, 1992-95 Strikeouts- 16, Trey Barham, 2005-08</p>
---	--

Year-By-Year & Coaching Records

Year	Coach	Overall	Conference
1950	Frank Summers	4-14	2-7
1951	Frank Summers	1-20	0-12
1952	Vince Ragunas	1-13	1-8
1953	Chuck Noe	7-7	4-4
1954	Chuck Noe	12-6	6-4
1955	Chuck Noe	12-8	6-7
1956	Jack Null	12-10	7-7
1957	Jack Null	8-13	4-6
1958	Jack Null	4-12	2-8
1959	Weenie Miller	5-11	5-10
1960	Weenie Miller	6-8	5-8
1961	Weenie Miller	7-7	6-6
1962	Charlie McGinnis	8-7	7-7
1963	Charlie McGinnis	14-11	7-7
1964	Charlie McGinnis	11-12-1	5-9
1965	Charlie McGinnis	15-9	8-6
1966	Fred Kelly	10-13	6-10
1967	Fred Kelly	9-11	7-9
1968	Chuck Roys	7-8	3-5
1969	Chuck Roys	10-12	8-7
1970	Tom Sawyer	6-13	4-9
1971	Tom Sawyer	5-24	1-15
1972	Phil Tucker	6-19	3-13
1973	Phil Tucker	3-14	0-11
1974	Donny White	6-14	5-9
1975	Jerry Roane	2-18	1-13
1976	Jerry Roane	6-23	2-12
1977	Vern Beitzel	5-19	2-12
1978	Vern Beitzel	2-27	0-14
1979	Vern Beitzel	6-25	0-15
1980	Vern Beitzel	4-22	0-12
1981	Jim Rowsey	3-37	0-16
1982	Donny White	11-29	6-10
1983	Donny White	11-25	5-9
1984	Donny White	16-18	6-7
1985	Donny White	16-24	8-10
1986	Donny White	15-25	7-11
1987	Donny White	16-16-1	8-4
1988	Paul Maini	20-20	11-7
1989	Paul Maini	16-23	8-7
1990	Paul Maini	12-26	6-8
1991	Paul Maini	2-35-1	1-15
1992	Chris Finwood	11-39	4-15
1993	Chris Finwood	20-29	5-15
1994	Chris Finwood	21-29	10-13
1995	Scott Gines	19-28	10-14
1996	Scott Gines	17-29	7-16
1997	Scott Gines	13-35	6-13
1998	Scott Gines	14-35	7-17
1999	Scott Gines	22-27	13-16
2000	Scott Gines	19-30	11-19
2001	Tom Slater	15-32	8-19
2002	Tom Slater	10-41	1-27
2003	Tom Slater	25-27	16-14
2004	Marlin Ikenberry	23-32	4-20
2005	Marlin Ikenberry	27-28	11-13
2006	Marlin Ikenberry	30-25	9-15
2007	Marlin Ikenberry	34-21	10-11
2008	Marlin Ikenberry	29-26	14-7
2009	Marlin Ikenberry	18-35	10-15
2010	Marlin Ikenberry	33-22	13-14
2011	Marlin Ikenberry	27-24-1	14-13
2012	Marlin Ikenberry	16-36	7-17
2013	Marlin Ikenberry	20-35	6-18
2014	Marlin Ikenberry	25-23	11-16
2015	Jonathan Hadra	21-30	12-12
2016	Jonathan Hadra	21-35	4-20

Coaching Records

Coach (Years Coached)	Overall	Win %	Conf.	Win %
Frank Summers (50-51)	5-34	.128	2-19	.095
Vince Ragunas (52)	1-13	.071	1-8	.111
Chuck Noe (53-55)	31-21	.596	16-15	.516
Jack Null (56-58)	24-35	.407	13-21	.382
Weenie Miller (59-61)	18-26	.409	17-25	.405
Charlie McGinnis (62-65)	48-39-1	.551	26-28	.481
Fred Kelly (66-67)	19-24	.442	13-19	.406
Chuck Roys (68-69)	17-20	.459	11-12	.478
Tom Sawyer (70-71)	11-37	.229	5-24	.172
Phil Tucker (72-73)	9-33	.214	3-24	.111
Donny White (74,82-87)	91-151-1	.377	45-60	.429
Jerry Roane (75-76)	8-41	.163	3-25	.107
Vern Beitzel (77-80)	17-93	.155	2-53	.036
Jim Rowsey (81)	3-37	.075	0-16	.000
Paul Maini (88-91)	50-104-1	.326	26-37	.413
Chris Finwood (92-94)	52-97	.349	19-43	.306
Scott Gines (95-00)	104-184	.361	54-95	.362
Tom Slater (01-03)	50-100	.333	25-60	.294
Marlin Ikenberry (04-14)	282-307-1	.480	109-166	.396
Jonathan Hadra (15-Pres.)	42-65	.393	16-32	.333

VMI Coaching Leaderboard - Min. 4 Seasons

By Wins		By Win Percentage		By Seasons	
1. Marlin Ikenberry	282	1. Charlie McGinnis	.551	1. Marlin Ikenberry	11
2. Scott Gines	104	2. Marlin Ikenberry	.480	2. Donny White	7
3. Donny White	91	3. Donny White	.377	3. Scott Gines	6
4. Chris Finwood	52	4. Scott Gines	.361	4. Charlie McGinnis	5
5. Charlie McGinnis	48	5. Chris Finwood	.349	5. Two Tied With	4



The top winning percentage among Keydet skippers was Charlie McGinnis (right), shown here with Gil Minor (center) and Tom Snyder (left) in 1963 at what is currently Brewbaker Field in Lexington.

Team Hitting

At bats	.64, at Liberty (4/19/08)
Runs	.28, at Coppin State (4/2/02)
Hits	.25, vs. Gardner-Webb (4/10/09)
RBIs	.24, at Coppin State (4/2/02) & vs. Mount St. Mary's (3/5/99)
Doubles	.9, vs. East Tennessee State (5/5/01)
Triples	.4, vs. UMES (2/25/13) and vs. UMES (3/11/16)
Home Runs	.7, vs. Gardner-Webb (4/10/09) and vs. UMES (3/11/16)
Walks	.13, at Troy State (2/15/98, vs. Juniata (3/10/95), at High Point (4/13/14) and vs. JMU (5/12/15)
Hit By Pitch	.9, at Liberty (4/1/06)
Strikeouts	.21, vs. The Citadel (3/25/16)
Stolen Bases	.12, vs. Juniata (3/10/95)
Caught Stealing	.4, vs. La Salle (3/11/10) and at Western Carolina (5/15/15)
Steal Attempts	.13, vs. Juniata (3/10/95)

Individual Hitting

At bats	.8, Four Times (Most Recent by Sam Roberts, Mike Roberts & Brian Sandridge at Liberty, 5/19/08)
Runs	.5, Several Times (Most Recent by A.J. Yoder, vs. Gardner-Webb, 4/10/09)
Hits	.6, Bobby Ross, 1950 & Warren Williams, 1992 & Sam Roberts vs. UMES, 5/9/08
RBIs	.8, Matt Pita, vs. Binghamton (3/5/16)
Doubles	.3, Eight Times (Most Recent by Sheldon Shifflett, vs. UMES, 2/24/13)
Triples	.2, Three Times (Most Recent by David Geary, vs. UMBC, 2/19/16)
Home Runs	.3, Nate Shepperson, vs. App. St. (3/30/96) & Burt Saunders, vs. Virginia Tech (4/7/82)
Walks	.4, Several (Most Recent by Sam Roberts, at Charleston Southern, 4/17/11)
Hit By Pitch	.3, Three Times (Most Recent by Will Connerley, at VCU, 4/2/14)
Strikeouts	.5, Will Malbon, at North Florida, 2/15/15
Sacrifice Hits	.3, Twice (Most Recent by Chase Worthington, at Radford, 4/8/11)
Stolen Bases	.5; Shane Geisslinger, vs. Richmond (4/12/06)
Steal Attempts	.5; Shane Geisslinger, vs. Richmond (4/12/06)

Team Pitching

Innings Pitched	.16.0, vs. Radford (4/7/08), at Liberty (4/19/08) and at High Point (4/13/14)
Hits allowed	.27, vs. Akron (3/7/97)
Runs allowed	.25, vs. Furman (3/18/00) & at West. Carolina (3/28/98)
Earned runs allowed	.21, UNC Greensboro (3/25/00)
Walks allowed	.16, at Western Carolina (3/28/98)
Strikeouts	.16, Maryland Eastern Shore (3/5/10)
Home runs allowed	.7, at Troy State (2/15/98)
Wild pitches	.8, Georgia Southern (4/10/99) & Old Dominion (3/12/97)

Individual Pitching

Innings Pitched	.11.0, Percy Sensabaugh, vs. The Citadel, 1964 & Vern Beitzel at The Citadel, 1972
Aluminum Bat Era	.10.0, Josh Winder, vs. Binghamton (3/6/16)
Hits allowed	.17, Danny Hughes, at Georgia Southern (3/2/96)
Runs allowed	.15, Josh Spradlin, vs. Bucknell (2/21/98)
Earned runs allowed	.14, Grayson Craun, at Auburn (4/8/97)
Walks allowed	.9, Matt Poulos, vs. Furman (3/19/00) & Billy Goodrich, Appalachian State (4/8/95)
Strikeouts	
Extra Innings	.21, Percy Sensabaugh, vs. The Citadel, 1964 (11 innings)
Nine Inning Game	.20, Percy Sensabaugh, vs. West Virginia (4/11/64)
Aluminum Bat Era	.15, Grayson Craun, vs. Appalachian State (4/11/98)
Home Runs allowed	.5, Wes Barrow, Western Carolina (4/24/99)
Wild pitches	.5, Phil Nawrocki, vs. Old Dominion (3/12/97)

Team Fielding


Putouts	.48, vs. Radford (4/7/08), at Liberty (4/19/08) and at High Point (4/13/14)
Assists	.27, at Liberty (4/19/08)
Errors	.9; at App. St. (3/27/99) & vs. East Tenn. St. (5/5/01)
Stolen bases against	.9, at UNC Greensboro (3/9/01)
Caught stealing by	.3; Four Times, Last at Gardner-Webb (4/18/15)

Individual Defensive

Putouts	.23, Jon Wade, Norfolk State (3/7/04)
Assists	.10, Shane Geisslinger, at Liberty (4/19/08) & Graham Sullivan, vs. Rider (3/6/09)
Errors	.4, Eric Walker, at Western Carolina (2/28/98) and Jacob Jaye, vs. Binghamton (3/9/15)



Nate Shepperson (#9) hit three home runs against Appalachian State on March 30, 1996, tying a school record.



Sam Roberts tied one of the program's oldest records with six hits in a game in 2008.



Shane Geisslinger had a school-record 10 assists in VMI's 16-inning win over Liberty in 2008.



Single-Season Hitting Records

BATTING AVERAGE

1. Greg Weddle	.446, 1986
2. Phil Hubbard	.424, 1982
3. Phil Hubbard	.416, 1980
4. Rod Brewer	.408, 1973
5. Bobby Ross	.400, 1956
6. Rob Dickinson	.399, 2013
Chris Finwood	.399, 1988
8. Russell Puckett	.398, 1976
9. Marshall Simpson	.393, 1990
10. Chris Catanzaro	.392, 2000



Phil Hubbard owns two of the top three single-season batting average marks in VMI history.

SLUGGING PERCENTAGE

1. Greg Weddle	.865, 1986
2. Greg Weddle	.720, 1985
3. Nate Shepperson	.711, 1996
4. Andy Beasley	.709, 1990
5. Ben Walker	.685, 1985
6. Ryan Glynn	.657, 1995
7. Robert Crumpler	.655, 2007
8. Scott Snow	.651, 1977
9. Mike Lamore	.651, 1985
10. Scott Thompkins	.641, 1999



In 1986, Greg Weddle posted a season for the ages, hitting .446, slugging .865, and driving in 62 runs, all of which stand as VMI single-season records.

ON-BASE PERCENTAGE

1. Mike Lamore	.518, 1985
2. Greg Weddle	.509, 1986
3. Kelly Sweppenhiser	.494, 2005
4. Kevin Thrift	.488, 1975
5. Chris Finwood	.481, 1988
6. Kelly Sweppenhiser	.479, 2006
7. Chris Catanzaro	.476, 2000
8. Ben Walker	.474, 1985
9. Ben Bradford	.471, 1999
10. Phil Hubbard	.468, 1982

HITS

1. Cory Spangenberg	87, 2010
2. Graham Sullivan	81, 2010
3. A.J. Yoder	80, 2009
4. Rob Dickinson	79, 2013
5. Chris Catanzaro	76, 2000
6. Kelly Sweppenhiser	74, 2005
Tanner Biagini	74, 2008
Jordan Ballard	74, 2009
9. Graham Sullivan	73, 2011
10. Kelly Sweppenhiser	72, 2006

DOUBLES

1. Chris Catanzaro	25, 2000
2. Robert Crumpler	22, 2007
3. Clint Reed	21, 2006
David Geary	21, 2016
5. Graham Sullivan	19, 2010
6. Louie Napoleon	18, 1996
Jason Annis	18, 2002
Kelly Sweppenhiser	18, 2005
9. Chris Catanzaro	17, 2001
Jordan Ballard	17, 2009
Jordan Tarsovich	17, 2015

TRIPLES

1. Louie Napoleon	7, 1994
2. Matt Smith	5, 2004
David Geary	5, 2016

4. Matt Pita 4, 2016

Jacob Morley	4, 2012
Louie Napoleon	4, 1993
Ryan Glynn	4, 1995
Ed Pearson	4, 1998
Stephen Johnson	4, 2000
Elliott Erbe	4, 2005
A.J. Yoder	4, 2007
Nick Dwyer	4, 2013

HOME RUNS

1. Jordan Ballard	18, 2010
2. Greg Weddle	16, 1985
3. Collin Fleischer	15, 2016
4. Greg Weddle	14, 1986
Ryan Glynn	14, 1995
Nate Shepperson	14, 1996
Robert Crumpler	14, 2007
Matt Winn	14, 2015
9. Bert Saunders	13, 1985
Andy Beasley	13, 1990
Will Connerley	13, 2015

RUNS BATTED IN

1. Greg Weddle	62, 1986
2. Ryan Glynn	58, 1995
Jordan Ballard	58, 2010
4. Scott Thompkins	55, 1999
Graham Sullivan	55, 2010
6. Robert Crumpler	52, 2007
Sam Roberts	52, 2010
8. Elliott Erbe	49, 2004
Cory Spangenberg	49, 2010
10. Jordan Ballard	48, 2009

TOTAL BASES

1. Cory Spangenberg	140, 2010
2. Jordan Ballard	134, 2010
Graham Sullivan	134, 2010
4. Robert Crumpler	129, 2007
5. Greg Weddle	128, 1986
Kelly Sweppenhiser	128, 2005
7. Matt Pita	125, 2016
8. Jordan Ballard	124, 2009
9. Chris Catanzaro	123, 2000
10. Collin Fleischer	121, 2016

RUNS SCORED

1. Cory Spangenberg	62, 2010
2. Kelly Sweppenhiser	58, 2006
3. Chris Catanzaro	56, 2000
Stephen Johnson	56, 2000
Chad Rice	56, 2006
Sam Roberts	56, 2010
7. Robert Crumpler	55, 2007
8. Gary Sibayan	53, 1988
Sam Roberts	53, 2009
Jordan Tarsovich	53, 2015

WALKS

1. Jordan Tarsovich	48, 2013
2. Franco Martin	44, 1994
3. Sam Roberts	43, 2010
4. Scott Thompkins	41, 1997
5. Kelly Sweppenhiser	40, 2005
6. Ryan Colvin	38, 2000
Sam Roberts	38, 2009
8. Mike Lamore	37, 1985
9. Franco Martin	36, 1997
Kelly Sweppenhiser	36, 2006



Matt Smith had the second-most triples in a season in 2004.

STOLEN BASES

1. David Groseclose	33, 1995
2. David Groseclose	31, 1994
3. Gary Sibayan	29, 1986
Brandon Angus	29, 2014
5. Gary Sibayan	27, 1988
6. Donny White	26, 1963
7. Gary Sibayan	24, 1987
Cory Spangenberg	24, 2010
Jordan Tarsovich	24, 2015
10. Brandon Angus	22, 2013

HIT BY PITCH

1. B.T. Good	23, 2006
2. A.J. Yoder	20, 2007
3. Robert Crumpler	18, 2006
Kelly Sweppenhiser	18, 2006
Robert Crumpler	18, 2007
6. B.T. Good	17, 2005
7. Chad Rice	14, 2007
Alex Haitzuka	14, 2009
Matt Winn	14, 2013
10. Andy Barden	13, 2003
Kelly Sweppenhiser	13, 2005

AT BATS

1. Cory Spangenberg	235, 2010
2. A.J. Yoder	229, 2009
3. Sam Roberts	227, 2010
4. Nathan Eaton	225, 2016
5. Tanner Biagini	224, 2009
6. Matt Smith	223, 2005
7. Chad Rice	219, 2007
8. Tanner Biagini	216, 2008
9. Jordan Ballard	214, 2010
10. Clint Reed	211, 2006
Chad Rice	211, 2006
Sam Roberts	211, 2010
Matt Pita	211, 2016

GAMES PLAYED

1. Six Players Tied (all 2016) 56

* Batting records with 2.2 AB/G minimum

Single-Season Pitching & Fielding Records



In 1964, Percy Sensabaugh posted the greatest season on the mound in VMI baseball history.

EARNED RUN AVERAGE

1. Percy Sensabaugh	0.67, 1964
2. Steve Otwell	0.89, 1970
3. Percy Sensabaugh	1.04, 1965
4. Wilber Smith	1.53, 1970
5. Jeff Gausepohl	1.67, 1965
6. Bryan Augsburger	1.87, 1983
7. John Pate	1.91, 1971
8. John Taylor	2.02, 1965
9. Dave Reid	2.05, 1968
10. Billy Goodrich	2.05, 1995

WINS

1. Ian Ostlund	11, 2000
2. Trey Barham	9, 2007
3. Travis Smink	8, 2009
4. Phil Hendrix	7, 2003
Trey Barham	7, 2006
Travis Smink	7, 2006
Andrew Woods	7, 2015
8. Nine Tied	6
Most Recent - R. Garrett, 2014	

INNINGS PITCHED

1. Michael Bowman	99.0, 2007
2. Phil Hendrix	97.2, 2003
3. Trey Barham	96.0, 2008
4. Trey Barham	94.1, 2006
5. John Payne	93.0, 1993
6. J.J. Hollenbeck	91.2, 2005
Michael Bowman	91.2, 2008
8. Chris Henderson	90.2, 2009
9. Duke Acors	90.0, 2004
10. Danny Hughes	89.1, 1996

SAVES

1. Kevin Crum	14, 2007
2. Taylor Edens	12, 2015
3. Ian Ostlund	7, 1999
Corey Bachman	7, 2007
Travis Smink	7, 2008
Michael Devine	7, 2010
7. John Garrett	6, 2012
Merlin Ikenberry	6, 1993
Phil Hendrix	6, 2001
Jeff DeMara	6, 2003
Jeff DeMara	6, 2005
Taylor Edens	6, 2016

STRIKEOUTS

1. Michael Bowman	110, 2007
2. Percy Sensabaugh	106, 1964
3. Trey Barham	98, 2006
4. Adam Lopez	89, 2010
5. Ryan Glynn	86, 1995
Trey Barham	86, 2008
7. Michael Bowman	82, 2008
8. Trey Barham	79, 2007
9. Phil Hendrix	77, 2003
10. Chris Henderson	76, 2009
Josh Winder	76, 2016

STRIKEOUTS PER 9 INNINGS

1. Percy Sensabaugh	14.17, 1964
2. George Armbruster	12.60, 1988
3. Adam Lopez	11.13, 2010
4. Ian Ostlund	10.80, 1998
5. Travis Thomas	10.18, 2011
6. Josh Spradlin	10.17, 1998
7. Michael Bowman	10.00, 2007
8. Jerry Fresia	9.82, 1969
9. Connor Bach	9.78, 2014
10. Wilber Smith	9.77, 1970

WALKS ISSUED PER 9 INNINGS

1. Alan Watts	0.81, 2011
2. Taylor Edens	1.08, 2014
3. Chris Henderson	1.11, 2008
4. Ian Ostlund	1.21, 2000
5. Jason Farley	1.37, 2011
T.J. Lighton	1.37, 2013
7. Taylor Edens	1.58, 2015
8. John Garrett	1.66, 2012
9. Josh Winder	1.67, 2016
10. Chris Henderson	1.69, 2009

GAMES STARTED

1. Duke Acors	17, 2004
2. Josh Owens	16, 2001
Trey Barham	16, 2006
Michael Bowman	16, 2007
5. Wes Barrow	15, 1999
Chris Riley	15, 1999
Duke Acors	15, 2002
Phil Hendrix	15, 2003
Duke Acors	15, 2005



Merlin Ikenberry saved six games and made 27 appearances in 1993.



Bryan Augsburger ranks in the top ten in single-season wins, ERA and complete games.

Trey Barham 15, 2007

COMPLETE GAMES

1. Mike Vela	8, 1979
Mark Airaghi	8, 1982
3. Glenn Ferguson	7, 1986
W.G. Smith	7, 1996
5. John Pate	6, 1972
Mark Airaghi	6, 1980
Mark Airaghi	6, 1981
Bryan Augsburger	6, 1984
Barry Johnson	6, 1990
10. Several Tied With	5

APPEARANCES

1. Jeff DeMara	33, 2005
2. Jack Gomersall	32, 2016
3. Phil Hendrix	29, 2001
Jeff DeMara	29, 2004
Corey Bachman	29, 2007
Andrew Montague	29, 2013
Taylor Edens	29, 2015
Jack Gomersall	29, 2015
9. Travis Thomas	28, 2011
10. Merlin Ikenberry	27, 1993

FIELDING PERCENTAGE

1. Matt Winn	.997, 2014
2. Matt Winn	.994, 2012
3. Billy Terry	.993, 1993
4. Nate Shepperson	.993, 1994
5. Chris Catanzaro	.992, 2000
6. Robert Crumpler	.992, 2006
7. Jon Wade	.992, 2003
8. Chris Catanzaro	.990, 1999
9. Four Tied	.989
Last - Matt Winn, 2015	

TOTAL CHANCES

1. Robert Crumpler	542, 2005
2. Robert Crumpler	535, 2007
3. Jordan Ballard	521, 2010
4. Collin Fleischer	517, 2016
5. Jordan Ballard	500, 2008
6. Jordan Ballard	498, 2009
7. Robert Crumpler	495, 2006
8. Jon Wade	475, 2003
9. Mike Roberts	446, 2007
10. Billy Terry	432, 1993

PUTOUTS

1. Robert Crumpler	506, 2005
2. Collin Fleischer	495, 2016
3. Robert Crumpler	492, 2007
4. Jordan Ballard	489, 2010
5. Jordan Ballard	472, 2008
6. Robert Crumpler	459, 2006
7. Jordan Ballard	456, 2009
8. Jon Wade	449, 2003
9. Billy Terry	403, 1993
10. Mike Roberts	401, 2007

ASSISTS

1. Chad Rice	186, 2006
2. Chad Rice	184, 2007
3. Shane Geisslinger	179, 2008
4. Jordan Tarsovich	172, 2015
5. Matt Smith	163, 2004
6. Matt Smith	159, 2005
7. David Groseclose	154, 1992
8. Nathan Eaton	152, 2016
9. David Groseclose	149, 1993
10. A.J. Yoder	148, 2009

DOUBLE PLAYS

1. Robert Crumpler	52, 2005
2. Chris Cofer	47, 1996
3. Nate Shepperson	45, 1996
4. Robert Crumpler	40, 2006
5. Robert Crumpler	39, 2007
6. Matt Smith	37, 2005
7. Chris Catanzaro	36, 1999
Chad Rice	36, 2006
Jordan Ballard	36, 2009
10. Brian Adams	35, 1992

* Pitching records with 1.0 IP/G minimum

* Fielding percentage record with 300 total chances minimum



Robert Crumpler tops three of the five single-season fielding categories.



BATTING AVERAGE

1. Chris Catanzaro	.356, 1998-01
2. Mike Lamore	.350, 1982-85
3. Phil Hubbard	.350, 1980-83
4. Kelly Sweppenhiser	.348, 2003-06
5. Sam Roberts	.341, 2008-11
6. Rob Dickinson	.334, 2010-13
7. Greg Weddle	.328, 1983-86
8. Rob Holmes	.326, 1981-84
9. Graham Sullivan	.326, 2008-11
10. Robert Crumpler	.324, 2004-07

SLUGGING PERCENTAGE

1. Greg Weddle	.633, 1983-86
2. Jordan Ballard	.569, 2007-10
3. Chris Catanzaro	.567, 1998-01
4. Andy Beasley	.565, 1987-90
5. Ben Walker	.554, 1983-85,87
6. Robert Crumpler	.554, 2004-07
7. Michael Goldman	.547, 1997-00
8. Bert Saunders	.545, 1982-85
9. Kelly Sweppenhiser	.544, 2003-06
10. Ryan Glynn	.543, 1993-95

ON-BASE PERCENTAGE

1. Kelly Sweppenhiser	.457, 2003-06
2. Mike Lamore	.446, 1982-85
3. Sam Roberts	.441, 2008-11
4. Chris Catanzaro	.439, 1998-01
5. Michael Goldman	.431, 1997-00
6. Robert Crumpler	.427, 2004-07
7. Franco Martin	.423, 1994-97
8. Andy Beasley	.421, 1987-90
9. Jordan Tarsovich	.414, 2011-15
10. Ben Walker	.412, 1983-85,87

HITS


1. Sam Roberts	272, 2008-11
2. Kelly Sweppenhiser	263, 2003-06
3. Chris Catanzaro	258, 1998-01
4. Rob Dickinson	240, 2010-13
5. A.J. Yoder	221, 2006-09
6. Louie Napoleon	218, 1993-96
Matt Smith	218, 2002-05
8. Jacob Morley	212, 2009-12
9. Jordan Ballard	208, 2007-10
Graham Sullivan	208, 2008-11



Kelly Sweppenhiser ranks in the program's top five in 12 different offensive categories.

DOUBLES

1. Chris Catanzaro	72, 1998-01
2. Sam Roberts	54, 2008-11
3. Jason Annis	50, 2000-03
4. Kelly Sweppenhiser	49, 2003-06
Jordan Tarsovich	49, 2011-15
6. Louie Napoleon	47, 1993-96
Robert Crumpler	47, 2004-07
Graham Sullivan	47, 2008-11
Rob Dickinson	47, 2010-13
10. Jordan Ballard	43, 2007-10



Louie Napoleon tops the career triples mark and is tied for the fifth-most hits in school history.

TRIPLES

1. Louie Napoleon	14, 1993-96
2. A.J. Yoder	10, 2006-09
3. Ryan Glynn	9, 1993-95
4. Jacob Morley	8, 2009-12
Ed Pearson	8, 1997-00
Elliott Erbe	8, 2002-05
Jordan Tarsovich	8, 2011-15
8. Terry Batts	7, 1989-92
David Groseclose	7, 1992-95
Stephen Johnson	7, 1999-00
Rob Dickinson	7, 2010-13

HOME RUNS

1. Jordan Ballard	41, 2007-10
2. Greg Weddle	37, 1983-86
3. John Parrott	34, 1985-87,89
4. Scott Thompkins	32, 1996-99
5. Andy Beasley	31, 1987-90
Ryan Glynn	31, 1993-95
Kelly Sweppenhiser	31, 2003-06
8. Bert Saunders	30, 1982-85
Robert Crumpler	30, 2004-07
10. Elliott Erbe	26, 2002-05

RUNS BATTED IN

1. Chris Catanzaro	155, 1998-01
2. Sam Roberts	149, 2008-11
Scott Thompkins	149, 1996-99
Kelly Sweppenhiser	149, 2003-06
5. Jordan Ballard	148, 2007-10
6. Greg Weddle	146, 1983-86
7. Elliott Erbe	137, 2002-05
8. Robert Crumpler	136, 2004-07
9. Franco Martin	135, 1994-97
10. Ryan Glynn	126, 1993-95
Rob Dickinson	126, 2010-13

TOTAL BASES

1. Chris Catanzaro	411, 1998-01
Kelly Sweppenhiser	411, 2003-06
3. Sam Roberts	396, 2008-11
4. Jordan Ballard	374, 2007-10
5. Rob Dickinson	364, 2010-13
6. Robert Crumpler	335, 2004-07
7. Scott Thompkins	331, 1996-99
Elliott Erbe	331, 2002-05
9. Jacob Morley	328, 2009-12
10. Louie Napoleon	326, 1993-96

RUNS SCORED

1. Sam Roberts	185, 2008-11
2. Kelly Sweppenhiser	172, 2003-06
3. Chris Catanzaro	171, 1998-01
4. Gary Sibayan	166, 1986-89
5. David Groseclose	154, 1992-95
6. Scott Thompkins	149, 1996-99
7. Jordan Tarsovich	143, 2011-15
8. Chris Finwood	136, 1985-88
9. Robert Crumpler	134, 2004-07
10. Jordan Ballard	133, 2007-10

WALKS

1. Sam Roberts	143, 2008-11
2. Franco Martin	137, 1994-97
3. Kelly Sweppenhiser	122, 2003-06
4. Jordan Tarsovich	101, 2011-15



Donny White stole 56 bases in his three years playing for the Keydets, tied for the third-most all-time.

5. Chris Finwood	96, 1985-88
6. Matt Smith	95, 2002-05
7. Chris Catanzaro	93, 1998-01
8. Andy Beasley	92, 1987-90
9. Scott Thompkins	90, 1996-99
10. Ryan Colvin	87, 1998-01

STOLEN BASES

1. David Groseclose	100, 1992-95
2. Gary Sibayan	92, 1986-89
3. Brandon Angus	76, 2012-15
4. Jordan Tarsovich	68, 2011-15
5. B.T. Good	56, 2003-06
Donny White	56, 1963-65
7. Louie Napoleon	51, 1993-96
8. Shane Geisslinger	47, 2005-08
9. Ben Walker	42, 1983-85,87
10. Sam Roberts	41, 2008-11

HIT BY PITCH

1. B.T. Good	54, 2003-06
2. A.J. Yoder	46, 2006-09
3. Robert Crumpler	45, 2004-07
4. Kelly Sweppenhiser	41, 2003-06



Chris Catanzaro tops VMI's career batting average, doubles, RBI and total bases charts.

5. Jacoby Fields	38, 2004-07
6. Chad Rice	35, 2004-07
7. Andy Barden	33, 2000-03
8. Shane Geisslinger	30, 2005-08
9. Alex Haituka	28, 2008-11
10. Michael Goldman	25, 1997-00
Jordan Ballard	25, 2007-10
Jordan Tarsovich	25, 2011-15


AT BATS

1. Sam Roberts	797, 2008-11
2. Kelly Sweppenhiser	756, 2003-06
3. Matt Smith	753, 2002-05
4. Louie Napoleon	739, 1993-96
5. A.J. Yoder	736, 2006-09
6. David Groseclose	725, 1992-95
Chris Catanzaro	725, 1998-01
8. Jacob Morley	721, 2009-12
9. Rob Dickinson	719, 2010-13
10. Elliott Erbe	707, 2002-05

GAMES PLAYED

1. Sam Roberts	210, 2008-11
Rob Dickinson	210, 2010-13
3. Elliott Erbe	208, 2002-05
4. Matt Smith	207, 2002-05
5. Kelly Sweppenhiser	203, 2003-06
Jacob Morley	203, 2009-12
7. A.J. Yoder	201, 2006-09
8. David Groseclose	195, 1992-95
Jacoby Fields	195, 2004-07
10. Matt Winn	194, 2011-15

* Minimum 400 at bats for averages



David Groseclose holds both the single-season and career records for stolen bases.



Career Pitching/Fielding Records



Trey Barham holds the career records for wins and strikeouts.

EARNED RUN AVERAGE

1. John Pate	2.95, 1971-73
2. Reed Garrett	3.29, 2012-14
3. Michael Bowman	3.32, 2006-08
4. Vern Beitzel	3.45, 1969-72
5. Trey Barham	3.73, 2005-08
6. John Garrett	3.80, 2010-13
7. Bryan Augsburger	3.91, 1982-85
8. Jeff DeMara	3.93, 2002-05
9. Andrew Woods	4.02, 2012-15
10. Chris Henderson	4.04, 2006-09

WINS

1. Trey Barham	22, 2005-08
2. Travis Smink	17, 2006-09
3. Ian Ostlund	16, 1998-00
Chris Henderson	16, 2006-09
5. John Garrett	15, 2010-13
6. Michael Bowman	14, 2006-08
Andrew Woods	14, 2012-15
8. Bryan Augsburger	13, 1982-85
Mike Doczi	13, 1987-89,91
Phil Hendrix	13, 2000-03
Josh Owens	13, 2001-05
Duke Acors	13, 2002-05

INNINGS PITCHED

1. Duke Acors	319.0, 2002-05
2. Trey Barham	308.2, 2005-08
3. Phil Hendrix	306.2, 2000-03
4. J.J. Hollenbeck	272.2, 2003-06
5. John Payne	259.2, 1991-94
6. Chris Henderson	258.2, 2006-09
7. Jimmy Thoms	257.0, 2002-05
8. Mark Airaghi	254.0, 1980-83
9. Todd Tilley	247.1, 1986-89
10. W.G. Smith	245.0, 1994-97

SAVES

1. Taylor Edens	21, 2013-16
2. Kevin Crum	16, 2006-07.
3. Michael Devine	15, 2009-12
4. Jeff DeMara	13, 2002-05
5. Ian Ostlund	11, 1998-00
6. John Garrett	10, 2010-13
7. Merlin Ikenberry	9, 1992-95
Travis Smink	9, 2006-09
9. Corey Bachman	8, 2004-07
10. Phil Hendrix	7, 2000-03
Sam Roberts	7, 2008-11

STRIKEOUTS

1. Trey Barham	291, 2005-08
2. Duke Acors	245, 2002-05
3. Phil Hendrix	216, 2000-03
4. Chris Henderson	212, 2006-09
5. Michael Bowman	209, 2006-08
6. W.G. Smith	204, 1994-97
7. J.J. Hollenbeck	198, 2003-06
8. Jay Adams	193, 1994-95,97-98
9. Jeremy Brown	190, 2009-13
10. Bryan Augsburger	187, 1982-85

STRIKEOUTS PER 9 INNINGS

1. Ryan Glynn	8.78, 1993-95
2. Ian Ostlund	8.78, 1998-00
3. Michael Devine	8.65, 2009-12
4. Trey Barham	8.48, 2005-08
5. Michael Bowman	8.35, 2006-08
6. John Garrett	8.24, 2010-13
7. Coby Cowgill	7.71, 2010-12
8. Bryan Augsburger	7.70, 1982-85
9. Jeremy Brown	7.56, 2009-13
10. Josh Spradlin	7.54, 1997-00

WALKS ISSUED PER 9 INNINGS

1. Chris Henderson	1.70, 2006-09
2. Taylor Edens	1.78, 2013-16
3. Jason Farley	2.01, 2008, 10-11
4. John Garrett	2.05, 2010-13
5. Jimmy Thoms	2.56, 2002-05
6. Jeremy Brown	2.62, 2009-13
7. Andrew Woods	2.70, 2012-15
8. Jeff DeMara	2.71, 2002-05
9. Michael Bowman	2.80, 2006-08
10. John Payne	2.88, 1991-94

GAMES STARTED

1. Duke Acors	61, 2002-05
2. Trey Barham	48, 2005-08
3. Phil Hendrix	42, 2000-03
Jeremy Brown	42, 2009-13
5. Todd Tilley	38, 1986-89
John Payne	38, 1991-94
Chris Henderson	38, 2006-09
8. Marc Phillips	37, 1991-94
9. Jeremy Harper	36, 2000-03
Michael Bowman	36, 2006-08

COMPLETE GAMES

1. Mark Airaghi	24, 1980-83
2. Mike Vela	21, 1976-79
3. Bryan Augsburger	17, 1982-85
4. Vern Beitzel	16, 1969-72
5. John Payne	13, 1991-94
6. Todd Tilley	12, 1986-89
7. W.G. Smith	11, 1994-97
John Pate	11, 1971-73
9. Craig Jones	10, 1977-80
10. Glenn Ferguson	9, 1984-87

APPEARANCES

1. Jeff DeMara	104, 2002-05
2. Taylor Edens	96, 2013-16
3. Michael Devine	90, 2009-12
4. John Garrett	89, 2010-13
5. Billy Goodrich	83, 1992-95

6. Phil Hendrix	78, 2000-03
7. Merlin Ikenberry	77, 1992-95
Josh Owens	77, 2001-05
Jimmy Thoms	77, 2002-05
10. J.J. Hollenbeck	70, 2003-06

FIELDING PERCENTAGE

1. Matt Winn	.989, 2011-15
Robert Crumpler	.989, 2004-07
Cameron Walter	.989, 2012-14
4. Jon Wade	.988, 2002-04
5. Jordan Ballard	.986, 2007-10
6. Chris Catanzaro	.986, 1998-01
7. Nate Shepperson	.984, 1994-97
8. Marlin Ikenberry	.981, 1992-95
9. Scott Thompkins	.980, 1996-99
10. Mike Roberts	.979, 2006-08

TOTAL CHANCES

1. Robert Crumpler	1606, 2004-07
2. Chris Catanzaro	1590, 1998-01
3. Jordan Ballard	1542, 2007-10
4. Alex Haitzuka	1410, 2008-Pres.
5. Matt Winn	1387, 2011-15
6. Nate Shepperson	1349, 1994-97
7. Marshall Simpson	969, 1987-90
Mike Roberts	969, 2006-08
9. David Groseclose	964, 1992-95
10. Matt Smith	956, 2002-05

*- All Pitching Average stats with a minimum 140 Innings.

* - Fielding Percentage min. 600 chances

PUTOUTS


1. Robert Crumpler	1487, 2004-07
2. Chris Catanzaro	1468, 1998-01
3. Jordan Ballard	1420, 2007-10
4. Nate Shepperson	1232, 1994-97
5. Alex Haitzuka	1201, 2008-Pres.
6. Matt Winn	1176, 2011-14
7. Marshall Simpson	892, 1987-90
8. Jon Wade	877, 2002-04
9. Mike Roberts	873, 2006-08
10. Scott Thompkins	747, 1996-99

ASSISTS

1. Matt Smith	581, 2002-05
2. David Groseclose	571, 1992-95
3. Chad Rice	505, 2004-07
4. Shane Geisslinger	495, 2005-08
5. Brian Adams	445, 1990-93
6. A.J. Yoder	431, 2006-09
7. Franco Martin	379, 1994-97
8. Jason Annis	361, 2000-03
9. Kelly Sweppenhiser	347, 2003-06
10. Tanner Biagini	314, 2007-10

DOUBLE PLAYS

1. Robert Crumpler	131, 2004-07
2. David Groseclose	114, 1992-95
3. Nate Shepperson	113, 1994-97
4. Jordan Ballard	101, 2007-10
5. Shane Geisslinger	94, 2005-08
6. Brian Adams	90, 1990-93
Chad Rice	90, 2004-07
8. Chris Cofer	82, 1993-96
9. A.J. Yoder	81, 2006-09
10. Matt Smith	79, 2002-05



Ryan Glynn struck out more batters per nine innings than any other hurler in VMI history and remains the only Keydet to play in the major leagues.

National Rankings

Collegiate Baseball

26th	April 12, 2010
28th	March 22, 2010
29th	March 29, 2010
	April 5, 2010
30th	March 12, 2007
	March 19, 2007
	March 15, 2010

NCBWA

Receiving Votes11 times
(Most Recent March 3, 2014)

USA Today/ESPN Coaches' Poll

Receiving Votes5 times
(Most Recent April 12, 2010)

Louisville Slugger All-American

2013	.Rob Dickinson, OF (Hon. Mention)
2015Matt Winn, C (Third Team)

Louisville Slugger

Freshman All-American

2003Kelly Sweppenhiser, 3B
2006Travis Smink, P
2010Cory Spangenberg, 2B

Ping! Baseball

Freshman All-American

2010Cory Spangenberg, 2B
------	---------------------------

NCBWA

Freshman All-American

2010Cory Spangenberg, 2B
------	---------------------------

GTE/CoSIDA Academic All-America

1984Mike Lamore, 3rd Team
1996Nate Shepperson, 3rd Team
2016David Geary, 3rd Team

Johnny Bench Award Watch List

2008Mike Roberts
2010Alex Haitzuka
2013Matt Winn (Semifinalist)
2014Matt Winn
2015Matt Winn (Finalist, 1 of 3)

Roger Clemens Award Watch List

2007Trey Barham
Michael Bowman
Kevin Crum

Dick Howser Award Watch List

2006Kelly Sweppenhiser
2007Kevin Crum

Gregg Olson Award Watch List

2014Reed Garrett
------	-------------------

John Olerud Award Watch List

2010Sam Roberts
2011Sam Roberts

Brooks Wallace Award Watch List

2008Michael Bowman (SP)
2010Sam Roberts (SS)
2011Sam Roberts (SS)

Wallace Award Quarterfinalist

2010Sam Roberts (SS)
2011Sam Roberts (SS) - Semifinalist

Lowe's Senior CLASS Award Candidate

2008Trey Barham
------	------------------

NCBWA Stopper of the Year Award Watch List

2007Kevin Crum
2009Travis Smink
2011Michael Devine
2013John Garrett
2014Taylor Edens
2015Taylor Edens (Midseason Only)
2016Taylor Edens

ABCA All-Atlantic Region

2013Rob Dickinson (First Team)
------	---------------------------------

ECAC Postseason Honors

2013Rob Dickinson, OF (Second Team)
2015Jordan Tarsovich, SS (Second Team)

All Southern Conference

First Team

1959Bill Drake, 2B
1960Joe Gedro, OF
1961Weldon Eddins, SS
1962Gil Minor, C
1963Donny White, SS
1964Donny White, SS
Percy Sensabaugh, P
1965Percy Sensabaugh, P
1969Vern Beitzel, P
J.C. Hanks, 2B
Tim White, 3B
1977Kelly Lombard, C
1980Phil Hubbard, C
1982Phil Hubbard, C
1983Bryan Augsburger, P
1985*Greg Weddle, 1B
Chris Finwood, SS
1986*Greg Weddle, 1B
Gary Sibayan, 2B
1987*Gary Sibayan, 2B

Chris Finwood, SS
Ben Walker, DH
1988*Andy Beasley, C
Gary Sibayan, 2B
Chris Finwood, SS
1989John Parrott, OF
1990Andy Beasley, C
Marshall Simpson, 1B
1995David Groseclose, SS
Ryan Glynn, OF
1999Eric Walker, 3B
Scott Thompkins, DH
2000Ian Ostlund, RP
Eric Walker, 3B
2015Matt Winn, C (Media/Coaches)
Jordan Tarsovich, SS (Media/Coaches)

*-All-SoCon North Division

Second Team

1960Weldon Eddins, SS
1962Weldon Eddins, SS
Joe Gedro, P
1963Joe Bush, OF
1964Dee Hartman, OF
1965Donny White, SS
1968Tom Catlett, OF
Tim White, 3B
1984Bryan Augsburger, P
Kelly Raber, 2B
Bert Saunders, OF
Greg Weddle, 1B
1989Andy Beasley, C
Ren O'Ferrall, OF
1990Barry Johnson, P
Brian Adams, 2B
1992Ray Flowers, 1B
1993Brian Adams, 2B
David Groseclose, SS
1994Ryan Glynn, OF
David Groseclose, SS
Louie Napoleon, 2B
John Payne, DH
1995Chris Cofer, 2B
2000Michael Goldman, C
Stephen Johnson, DH
2015Will Connerley, OF (Coaches)
2016Collin Fleischer, 1B (Coaches)

Big South Player of the Year

2013Rob Dickinson
------	--------------------

All Big South Conference

First Team

2005Matt Smith, SS
Kelly Sweppenhiser, 3B
2006Kelly Sweppenhiser, 3B
2007Chad Rice, SS
2008Shane Geisslinger, 2B
2009A.J. Yoder, 2B
2010Jordan Ballard, 1B



Honors and Awards

2011Alex Haitzuka, C
.....Sam Roberts, SS
2013Rob Dickinson, OF

Second Team

2006Trey Barham, P
2007Michael Bowman, P
.....Robert Crumpler, 1B
2008Chris Duty, RP
2009Travis Smink, SP
2010Alex Haitzuka, C
.....Cory Spangenberg, 2B
.....Graham Sullivan, OF
2011Graham Sullivan, OF
2012Jacob Morley, OF
2013Matt Winn, C
2014Reed Garrett, SP
.....Brandon Angus, OF

SoCon All Tournament

1993David Groseclose, SS
.....Louie Napoleon, 3B
1994Louie Napoleon, OF
1995Ryan Glynn, DH
1996Nate Shepperson, 1B
2003Jon Wade, 1B

Big South All Tournament

2009A.J. Yoder, IF

SoCon Freshman of the Year

1982Mike Lamore, (Co-)
2003Kelly Sweppenhiser, 3B

SoCon All-Freshman Team

2015Collin Fleischer, 1B
.....Brandon Barberly, LHP
2016Josh Winder, RHP
.....Matt Pita, OF

SoCon Coach of the Year

1982Donny White (Co-)
1988Paul Maini
2003Tom Slater

SoCon All-Academic

2015David Geary
.....T.J. Lighton
2016Brandon Barberly
.....David Geary
.....T.J. Lighton

SoCon Honor Roll

2015Seven Players
2016Eight Players

Big South Freshman of the Year

2010Cory Spangenberg

Big South Scholar-Athlete

2006Kelly Sweppenhiser, 3B

Big South All-Academic

2004Kelly Sweppenhiser
2005Kelly Sweppenhiser
2006Kelly Sweppenhiser
2007Chad Rice
2008Shane Geisslinger
2009Adam Kruithof
2010Alex Haitzuka
2011Alex Haitzuka
2013Drew Bryan
2014David Geary

Louisville Slugger National Player of the Week

2010Jordan Ballard (March 15)
2014Reed Garrett (Feb. 24)
2015Thomas Stallings (April 6)
2016Peyton Maddox (March 14)

Collegiate Baseball Hall of Fame All-Star Lineup

2011Sam Roberts (April 19)

ECAC Player of the Week

2010Jordan Ballard (March 16, Co-)
2011Sam Roberts (April 19)
2013Rob Dickinson (March 26)

CollegeBaseballInsider.com Southeast Player of the Week

2010Jordan Ballard (March 17)
2013Rob Dickinson (March 28)

CollegeBaseballInsider.com National Pitcher of the Week

2014Reed Garrett (Feb.28)

College Baseball Foundation National Honor Roll

2006Kelly Sweppenhiser (Feb. 21)
.....Travis Smink (Feb. 28)
.....Trey Barham (March 21)
2007A.J. Yoder (March 6)
.....Eddie Van Es (March 20)
.....Robert Crumpler (April 18)
2010Jordan Ballard (March 17)

NCBWA National Pitcher of the Week

2007Trey Barham (Apr. 3)
2014Reed Garrett (Feb. 25)

PerfectGame.org Player of the Day

2013T.J. Lighton (March 27)
2014Reed Garrett (Feb. 22)

NCAA.Com Top Performer

2014Reed Garrett (Feb. 25, Week 2)

Big South Player of the Week (2004-2014)

2005Robert Crumpler (May 23)
2006Klint Reed (Feb. 14, Co-)
.....Kelly Sweppenhiser (Feb. 21)
.....Robert Crumpler (March 20)
.....Jacoby Fields (May 22, Co-)
2007Eddie Van Es (March 19)
.....Robert Crumpler (April 16)
2008Brian Sandridge (April 7)
2009Jordan Ballard (April 6, Co-)
2009A.J. Yoder (April 27)
2010Jordan Ballard (March 15)
2011Sam Roberts (March 1)
.....Sam Roberts (April 19)
.....Alex Haitzuka (May 23)
2012Rob Dickinson (April 10)
2013Rob Dickinson (March 25)

Big South Pitcher of the Week

2004J.J. Hollenbeck (April 26)
2005J.J. Hollenbeck (March 28)
2006Trey Barham (March 20)
2007Trey Barham (April 2)
.....Chris Henderson (April 9)
2008Chris Henderson (March 24)
.....Michael Bowman (May 19)
2009Chris Henderson (March 23)
2010Michael Devine (April 12, Co-)
2013T.J. Lighton (April 1)
.....Reed Garrett (May 13)
2014Reed Garrett (Feb. 24)
.....Taylor Edens (March 3)

Preseason All-SoCon

2016Taylor Edens, RP (Second Team)

SoCon Player of the Week (1989-2003, 2015-Present)

1989Andy Beasley (March 12)
1994Louie Napoleon (Feb. 27)
1996Nate Shepperson (March 31)
1999Ed Pearson (April 19)
2001Chris Catanzaro (April 23)
2016Peyton Maddox (March 14)

SoCon Pitcher of the Week

1994Marc Phillips (March 6)
.....Jay Adams (March 27)
1997Jay Adams (April 7)
1998Josh Spradlin (March 9)
2016Josh Winder (March 7)

VaSID All-State

1984	Bryan Augsburger
1990	Marshall Simpson
	Andy Beasley
1995	Ryan Glynn
	David Groseclose (HM)
1996	Nate Shepperson
2000	Ian Ostlund
2006	Kelly Sweppenhiser
2008	Tanner Biagini (First Team)
	Chris Duty (Second Team)
2010	Cory Spangenberg
		Jordan Ballard, Sam Roberts (Second Team)
2012	George Piccirilli (Second Team)
2013	Rob Dickinson (Second Team)
2015	Matt Winn (Second Team)
2016	Matt Pita (Second Team)

VMI Sports Hall of Fame

The following former baseball players have been inducted into the VMI Sports Hall of Fame:

Paul Caldwell '26	1972*
William Couper '04	1972*
Joseph Hatchet '25	1972*
Frank M. Page, Jr. '23	1972*
Charles Roberson '38	1972*
Robert Y. Conrad '05	1974
Claude "Red" Patton '50	1975
John L. Pitts '16	1975
Donny White '65	1975
Gilly Laughorn '31	1976
Cliff Heathcote '57	1977
Percy Sensabaugh '66	1977
Harold Williams '31	1978
Jack Tim White '69	1979
Weldon Eddins '62	1982
Phil Hubbard '83	1993
Greg Weddle '86	1997
Chris Finwood '88	2003
Ryan Glynn '95	2005

*Indicates charter member of the Hall of Fame

Players Drafted Out of VMI

Player	Year	Round	Club
Rob Holmes	1980	47th	Minnesota Twins*
Andy Beasley	1989	17th	Oakland Athletics
Andy Beasley	1990	4th (112th overall)	St. Louis Cardinals
Mark Craft	1990	10th	Oakland A's
Jay Adams	1993	52nd	Cleveland Indians*
Marc Phillips	1994	32nd	Kansas City Royals
Ryan Glynn	1995	4th (94th overall)	Texas Rangers
David Groseclose	1995	22nd	Colorado Rockies
Nate Shepperson	1996	53rd	Pittsburgh Pirates
Jeremy Harper	2003	14th	Toronto Blue Jays
Andy Barden	2003	19th	Atlanta Braves
Phil Hendrix	2003	35th	Milwaukee Brewers
Duke Acors	2005	32nd	Pittsburgh Pirates
Kelly Sweppenhiser	2006	44th	Toronto Blue Jays
Chad Rice	2007	24th	Pittsburgh Pirates
Corey Bachman	2007	40th	Chicago Cubs
Michael Bowman	2008	9th	Milwaukee Brewers
Trey Barham	2008	25th	Oakland Athletics
Mike Roberts	2008	38th	Milwaukee Brewers
Travis Smink	2009	31st	Houston Astros
Tanner Biagini	2009	50th	Oakland Athletics
Jordan Ballard	2010	33rd	Colorado Rockies
Sam Roberts	2011	26th	Oakland Athletics
Adam Lopez	2012	21st	Chicago White Sox
Coby Cowgill	2012	23rd	Texas Rangers
Reed Garrett	2014	16th	Texas Rangers
Connor Bach	2014	21st	Washington Nationals
Matt Winn	2015	14th	San Francisco Giants
Jordan Tarsovich	2015	22nd	Los Angeles Dodgers



Year-By-Year Hitting Leaders

Year	H	R	RBI	2B	3B	HR	TB	SB	AVG
'65	D.White, 24	D.White, 15	D.White, 9	R. Porter, 7	Two Tied, 1	R. Porter, 2	R. Porter, 33	D.White, 15	D.White, .261
'66	N/A	N/A	N/A	N/A	N/A	N/A	N/A	N/A	D.McMenmim, .284
'67	N/A	N/A	N/A	N/A	N/A	N/A	N/A	N/A	S. Harding, .302
'68	T. Catlett, 17	Two Tied, 9	T.White, 9	R. Shu, 4	Two Tied, 3	T. Catlett, 1	R. Shu, 23	S. Friski, 3	T. Catlett, .347
'69	J.C. Hanks, 23	T. Catlett, 13	J.C. Hanks, 11	J.C. Hanks, 7	T. Catlett, 3	Two Tied, 2	J.C. Hanks, 33	A. Bushey, 3	J.C. Hanks, .343
'70	D. Rowe, 15	R. Shu, 7	F. Cleaton, 6	D. Rowe, 2	J.C. Hanks, 2	Three Tied, 1	D. Rowe, 20	R. Shu, 4	D. Rowe, .234
'71	L. Dowdy, 19	D. Rowe, 9	L. Dowdy, 15	Two Tied, 3	Six Tied, 1	Two Tied, 1	K.Wester, 31	Four Tied, 2	K.Wester, .220
'72	L. Dowdy, 26	Two Tied, 8	V. Beitzel, 8	V. Beitzel, 7	V. Beitzel, 2	Two Tied, 1	V. Beitzel, 32	K.Wester, 4	L. Dowdy, .325
'73	R. Brewer, 20	Two Tied, 8	G. Isaacs, 9	R. Brewer, 4	P.Upton, 1	R. Brewer, 1	R. Brewer, 27	T. Ridley, 2	R. Brewer, .408
'74	N/A	N/A	N/A	N/A	N/A	N/A	N/A	N/A	K.Wong, .300
'75	M.Wong, 20	B.Young, 7	M.Wong, 7	B.Young, 3	S. Snow, 1	Two Tied, 1	M.Wong, 21	R. Gates, 4	K.Thrift, .308
'76	R. Puckett, 37	R. Puckett, 18	R. Puckett, 21	R. Puckett, 7	R. Puckett, 2	Two Tied, 1	R. Puckett, 51	K. Thrift, 6	R. Puckett, .398
'77	S. Snow, 29	S. Snow, 18	K. Lombard, 19	S. Snow, 5	S. Snow, 2	S. Snow, 6	S. Snow, 56	B. Hardy, 3	K. Lombard, .344
'78	B. Hardy, 23	B. Hardy, 12	B. Hardy, 9	Two Tied, 4	J. Frishkorn, 1	K. Lombard, 2	B. Hardy, 28	B. Miney, 3	J. Hobbs, .302
'79	M.Vasco, 24	J. Friend, 14	Four Tied, 7	K. Lombard, 5	Six Tied, 1	J. Friend, 4	J. Friend, 36	J. Frishkorn, 7	M.Vasco, .316
'80	P.Hubbard, 32	P.Hubbard, 18	Three Tied, 10	P.Hubbard, 6	P.Hubbard, 3	J. Frishkorn, 2	P.Hubbard, 44	P.Hubbard, 7	P.Hubbard, .424
'81	P.Hubbard, 32	R. Holmes, 18	J. Friend, 16	R. Preddy, 10	Four Tied, 1	J. Friend, 4	S. Gines, 48	Two Tied, 7	S. Gines, .313
'82	P.Hubbard, 61	R. Holmes, 30	M. Lamore, 33	P.Hubbard, 13	Two Tied, 2	R. Holmes, 8	P.Hubbard, 90	R. Holmes, 12	P.Hubbard, .424
'83	M. Lamore, 48	R. Holmes, 31	B.Walker, 26	B.Walker, 8	B. Saunders, 3	R. Holmes, 10	R. Holmes, 81	B.Walker, 9	M. Lamore, .369
'84	R. Holmes, 37	R. Holmes, 27	G.Weddle, 29	B.Walker, 11	B. Saunders, 3	B. Saunders, 8	B. Saunders, 72	D. Tyler, 9	K. Raber, .343
'85	B. Saunders, 50	B. Saunders, 38	G.Weddle, 41	G.Weddle, 10	Bryant, 3	G.Weddle, 16	G.Weddle, 108	B.Walker, 9	M. Lamore, .373
'86	G.Weddle, 66	C. Finwood, 41	G.Weddle, 62	G.Weddle, 14	G.Weddle, 3	G.Weddle, 14	G.Weddle, 128	G. Sibayan, 29	G.Weddle, .446
'87	G. Sibayan, 46	G. Sibayan, 41	B.Walker, 42	Three Tied, 8	R. Stone, 2	J. Parrott, 11	B.Walker, 76	G. Sibayan, 24	G. Sibayan, .359
'88	C. Finwood, 55	G. Sibayan, 53	A. Beasley, 43	C. Finwood, 12	Two Tied, 3	G. Sibayan, 12	G. Sibayan, 94	G. Sibayan, 27	C. Finwood, .399
'89	R. O'Ferrall, 49	R. O'Ferrall, 35	M. Simpson, 37	M. Simpson, 12	R. O'Ferrall, 2	J. Parrott, 12	J. Parrott, 86	G. Sibayan, 12	R. O'Ferrall, .355
'90	M. Simpson, 53	A. Beasley, 30	A. Beasley, 36	M. Simpson, 11	T. Batts, 3	A. Beasley, 13	A. Beasley, 95	T. Batts, 7	M. Simpson, .393
'91	G. Buck, 37	J. Payne, 18	G. Buck, 23	G. Buck, 10	C. Evans, 3	G. Buck, 3	G. Buck, 58	C. Evans, 4	R. Flowers, .289
'92	B.Adams, 53	R. Flowers, 30	R. Flowers, 27	R. Flowers, 14	Three Tied, 3	R. Flowers, 6	R. Flowers, 79	T. Batts, 16	R. Flowers, .294
'93	L. Napoleon, 59	D. Groseclose, 39	B.Adams, 31	L. Napoleon, 18	L. Napoleon, 4	R. Glynn, 6	L. Napoleon, 86	D. Groseclose, 21	B.Adams, .326
'94	L. Napoleon, 59	Two Tied, 35	R. Glynn, 43	J. Payne, 11	L. Napoleon, 7	R. Glynn, 11	L. Napoleon, 102	D. Groseclose, 31	L. Napoleon, .307
'95	Groseclose, 61	D. Groseclose, 51	R. Glynn, 58	R. Glynn, 16	R. Glynn, 4	R. Glynn, 14	R. Glynn, 117	D. Groseclose, 33	D. Groseclose, .341
'96	N. Shepperson, 60	N. Shepperson, 34	N. Shepperson, 39	L. Napoleon, 12	N. Shepperson, 2	N. Shepperson, 14	N. Shepperson, 118	L. Napoleon, 7	N. Shepperson, .361
'97	Two Tied, 54	S.Thompkins, 48	F.Martin, 45	N. Shepperson, 12	Three Tied, 1	S.Thompkins, 12	F.Martin, 90	Davis, 8	F.Martin, .325
'98	C. Catanzaro, 63	S.Thompkins, 41	M. Landberg, 36	C. Catanzaro, 16	E. Pearson, 4	Two Tied, 6	C. Catanzaro, 97	C. Brooks, 13	C. Catanzaro, .346
'99	E.Walker, 70	E.Walker, 42	S.Thompkins, 55	C. Catanzaro, 14	S. Johnson, 3	S.Thompkins, 11	S.Thompkins, 107	E. Pearson, 12	E.Walker, .376
'00	C. Catanzaro, 76	Two Tied With, 56	M. Goldman, 47	C. Catanzaro, 24	S. Johnson, 4	M. Goldman, 10	C. Catanzaro, 122	E. Pearson, 15	C. Catanzaro, .392
'01	C. Catanzaro, 60	C. Catanzaro, 38	C. Catanzaro, 39	C. Catanzaro, 17	Two Tied, 1	C. Catanzaro, 8	C. Catanzaro, 103	R. Colvin, 10	C. Catanzaro, .335
'02	J. Annis, 45	A. Barden, 28	E. Erbe, 29	J. Annis, 18	B. Rand, 3	A. Barden, 5	E. Erbe, 70	B. Rand, 10	J. Annis, .308
'03	K. Sweppenhiser, 59	B. Massenburg, 32	A. Barden, 30	J. Annis, 15	Three Tied, 3	Two Tied, 7	A. Wimmer, 85	M. Smith, 10	A. Barden, .318
'04	M. Smith, 66	M. Smith, 45	E. Erbe, 49	Two Tied, 15	M. Smith, 5	E. Erbe, 11	E. Erbe, 106	B.T. Good, 15	K. Sweppenhiser, .367
'05	K. Sweppenhiser, 74	K. Sweppenhiser, 51	R. Crumpler, 43	K. Sweppenhiser, 18	E. Erbe, 4	K. Sweppenhiser, 12	K. Sweppenhiser, 128	B.T. Good, 17	K. Sweppenhiser, .370
'06	K. Sweppenhiser, 72	K. Sweppenhiser, 58	Two Tied, 41	K. Reed, 21	Eight Tied, 1	K. Sweppenhiser, 7	K. Sweppenhiser, 108	B.T. Good, 21	K. Sweppenhiser, .350
'07	E. Van Es, 66	R. Crumpler, 55	R. Crumpler, 52	R. Crumpler, 22	A.J. Yoder, 4	R. Crumpler, 14	R. Crumpler, 129	C. Rice, 11	R. Crumpler, .330
'08	T. Biagini, 74	S. Geisslinger, 41	T. Biagini, 46	S. Roberts, 14	A.J. Yoder, 3	J. Ballard, 12	T. Biagini, 114	S. Geisslinger, 18	S. Roberts, .348
'09	A.J. Yoder, 80	S. Roberts, 53	J. Ballard, 48	J. Ballard, 17	Two Tied, 1	J. Ballard, 11	J. Ballard, 124	J. Morley, 12	J. Ballard, .366
'10	C. Spangenberg, 87	C. Spangenberg, 62	J. Ballard, 58	G. Sullivan, 19	C. Spangenberg, 3	J. Ballard, 18	C. Spangenberg, 140	C. Spangenberg, 24	C. Spangenberg, .370
'11	G. Sullivan, 73	S. Roberts, 46	G. Sullivan, 40	Two Tied, 16	Two Tied, 2	A. Haitzuka, 6	G. Sullivan, 104	S. Roberts, 13	G. Sullivan, .358
'12	J. Morley, 63	J. Morley, 32	Two Tied, 32	Two Tied, 14	J. Morley, 4	J. Morley, 11	J. Morley, 118	R. Dickinson, 7	R. Dickinson, .320
'13	R. Dickinson, 79	J. Tarsovich, 45	R. Dickinson, 46	J. Tarsovich, 16	N. Dwyer, 4	R. Dickinson, 7	R. Dickinson, 118	B. Angus, 22	R. Dickinson, .399
'14	B. Angus, 62	J. Tarsovich, 33	E. Mayers, 27	J. Tarsovich, 13	B. Angus, 3	E. Mayers, 4	J. Tarsovich, 80	B. Angus, 29	B. Angus, .333
'15	J. Tarsovich, 67	J. Tarsovich, 53	M. Winn, 39	J. Tarsovich, 17	Two Tied, 2	M. Winn, 14	J. Tarsovich, 113	J. Tarsovich, 24	J. Tarsovich, .337
'16	M. Pita, 68	Two Tied, 48	C. Fleischer, 46	D. Geary, 21	D. Geary, 5	C. Fleischer, 15	M. Pita, 125	M. Pita, 13	M. Pita, .322

Year-By-Year Pitching Leaders

Year	W	K	ERA	IP	Starts	CG	SV	APP
'65	P. Sensabaugh, 5	P. Sensabaugh, 71	P. Sensabaugh, 1.04	P. Sensabaugh, 69.0	P. Sensabaugh, 9	P. Sensabaugh, 5	N/A	P. Sensabaugh, 9
'66	N/A	N/A	N/A	N/A	N/A	N/A	N/A	N/A
'67	N/A	N/A	N/A	N/A	N/A	N/A	N/A	N/A
'68	J. Fresia, 3	D. Reid, 46	D. Reid, 2.05	D. Reid, 44.0	D. Reid, 7	D. Reid, 3	N/A	Two Tied, 8
'69	V. Beitzel, 5	D. Reid, 42	F. Carver, 2.14	D. Reid, 59.1	V. Beitzel, 8	V. Beitzel, 5	N/A	Two Tied, 11
'70	Six Tied, 1	W. Smith, 51	S. Otwell, 0.89	W. Smith, 47.0	Two Tied, 5	Two Tied, 2	N/A	W. Smith, 8
'71	R. Snow, 2	R. Snow, 39	J. Pate, 1.91	R. Snow, 46.2	Two Tied, 7	Two Tied, 5	N/A	J. Pate, 9
'72	J. Pate, 4	V. Beitzel, 45	J. Pate, 2.61	J. Pate, 58.2	J. Pate, 9	J. Pate, 6	N/A	J. Pate, 10
'73	Three Tied, 1	J. Pate, 42	C. Little, 2.89	J. Pate, 45.1	J. Pate, 7	N/A	N/A	J. Pate, 8
'74	N/A	N/A	N/A	N/A	N/A	N/A	N/A	N/A
'75	D. Lewin, 2	D. Lewin, 31	D. Lewin, 4.81	D. Lewin, 58.0	N/A	N/A	N/A	D. Lewin, 11
'76	M. Vela, 3	M. Vela, 31	M. Vela, 5.21	M. Vela, 65.2	M. Vela, 9	M. Vela, 5	N/A	M. Vela, 9
'77	T. Mihalik, 3	M. Vela, 18	T. Mihalik, 5.08	T. Mihalik, 51.1	Two Tied, 7	Two Tied, 3	M. Vela, 1	Two Tied, 10
'78	Two Tied, 1	M. Vela, 32	B. Young, 7.83	M. Vela, 54.0	Two Tied, 8	Two Tied, 5	B. Young, 1	Two Tied, 8
'79	Two Tied, 2	M. Vela, 41	M. Vela, 5.29	M. Vela, 66.1	M. Vela, 9	M. Vela, 8	N/A	M. Vela, 9
'80	M. Airaghi, 2	Fritz, 30	M. Airaghi, 5.32	M. Airaghi, 44.0	M. Airaghi, 6	M. Airaghi, 6	N/A	P. Davis, 9
'81	Motley, 2	M. Airaghi, 33	M. Airaghi, 9.31	M. Airaghi, 67.2	Two Tied, 10	M. Airaghi, 6	N/A	M. Airaghi, 14
'82	M. Airaghi, 5	B. Augsburg, 60	M. Airaghi, 3.80	M. Airaghi, 87.2	B. Augsburg, 10	M. Airaghi, 8	Three Tied, 1	M. Airaghi, 18
'83	B. Augsburg, 6	B. Augsburg, 49	B. Augsburg, 1.87	M. Airaghi, 54.2	M. Airaghi, 9	B. Augsburg, 5	K. Wharton, 2	M. Airaghi, 9
'84	B. Augsburg, 5	B. Augsburg, 60	B. Augsburg, 2.79	B. Augsburg, 61.1	B. Augsburg, 9	B. Augsburg, 6	Three Tied, 1	J. Smiley, 12
'85	Two Tied, 5	J. McCloskey, 38	G. Ferguson, 5.69	G. Ferguson, 68.0	G. Ferguson, 11	R. Stone, 4	G. Ferguson, 2	J. Smiley, 19
'86	G. Ferguson, 5	G. Ferguson, 44	T. Tilley, 6.29	T. Tilley, 73.0	T. Tilley, 10	G. Ferguson, 7	Two Tied, 1	J. Smiley, 17
'87	T. Tilley, 4	Two Tied, 31	T. Tilley, 5.19	T. Tilley, 52.0	T. Tilley, 9	T. Tilley, 2	R. Sparks, 2	M. Doczi, 12
'88	M. Doczi, 5	G. Armbruster, 63	G. Armbruster, 3.60	T. Tilley, 72.1	T. Tilley, 10	T. Tilley, 4	B. Johnson, 2	T. Tilley, 16
'89	Three Tied, 3	G. Armbruster, 40	B. Johnson, 5.22	T. Tilley, 50.0	T. Tilley, 9	M. Doczi, 2	R. Sparks, 3	R. Sparks, 13
'90	B. Johnson, 5	B. Johnson, 48	B. Johnson, 3.79	B. Johnson, 71.1	B. Johnson, 12	B. Johnson, 6	Three Tied, 1	J. Tavenner, 14
'91	M. Doczi, 2	J. Tavenner, 31	D. Holloway, 7.43	M. Doczi, 55.1	M. Doczi, 12	M. Doczi, 3	C. Graham, 1	B. Strain, 15
'92	B. Goodrich, 4	B. Goodrich, 48	J. Payne, 6.03	M. Phillips, 80.0	J. Payne, 13	J. Payne, 4	Two Tied, 2	B. Goodrich, 24
'93	Two Tied, 5	J. Payne, 59	Me. Ikenberry, 3.04	J. Payne, 93.0	Two Tied, 13	J. Payne, 5	Me. Ikenberry, 6	Me. Ikenberry, 27
'94	J. Payne, 4	M. Phillips, 56	J. Adams, 3.59	J. Payne, 80.2	J. Payne, 12	J. Payne, 4	Five Tied, 1	B. Goodrich, 23
'95	J. Schenk, 5	R. Glynn, 86	B. Goodrich, 2.05	R. Glynn, 86.2	Two Tied, 12	R. Glynn, 5	Two Tied, 2	Me. Ikenberry, 22
'96	D. Hughes, 5	W.G. Smith, 75	D. Hughes, 6.25	D. Hughes, 89.1	D. Hughes, 13	W.G. Smith, 7	W.G. Smith, 2	W.G. Smith, 20
'97	J. Adams, 4	W.G. Smith, 65	W.G. Smith, 6.39	W.G. Smith, 74.2	Two Tied, 11	W.G. Smith, 3	J. Adams, 3	J. Adams, 19
'98	W. Barrow, 4	W. Barrow, 68	W. Barrow, 5.33	W. Barrow, 82.2	W. Barrow, 12	W. Barrow, 5	G. Craun, 1	B. Howle, 20
'99	Two Tied, 5	W. Barrow, 48	M. Poulos, 5.36	W. Barrow, 77.0	Two Tied, 15	W. Barrow, 3	I. Ostlund, 7	I. Ostlund, 23
'00	I. Ostlund, 11	I. Ostlund, 57	I. Ostlund, 3.01	I. Ostlund, 74.2	P. Hendrix, 12	I. Ostlund, 4	I. Ostlund, 4	I. Ostlund, 23
'01	J. Owens, 5	P. Hendrix, 58	P. Hendrix, 3.72	P. Hendrix, 75.0	J. Owens, 16	N/A	P. Hendrix, 6	P. Hendrix, 29
'02	Two Tied, 3	J. Harper, 65	P. Hendrix, 5.74	P. Hendrix, 80.0	D. Acors, 15	D. Acors, 2	Two Tied, 1	J. Thoms, 23
'03	P. Hendrix, 7	P. Hendrix, 77	D. Acors, 3.78	P. Hendrix, 97.2	P. Hendrix, 15	P. Hendrix, 4	J. DeMara, 6	J. DeMara, 22
'04	J. Owens, 5	D. Acors, 70	J.J. Hollenbeck, 4.96	D. Acors, 90.0	D. Acors, 17	J.J. Hollenbeck, 1	Two Tied, 1	J. DeMara, 29
'05	Two Tied, 6	J.J. Hollenbeck, 67	J.J. Hollenbeck, 3.73	J.J. Hollenbeck, 91.2	D. Acors, 15	J. Thoms, 2	J. DeMara, 6	J. DeMara, 33
'06	Two Tied, 7	T. Barham, 98	T. Barham, 3.53	T. Barham, 94.1	T. Barham, 16	T. Barham, 3	J. Fields, 4	Two Tied, 21
'07	T. Barham, 9	M. Bowman, 110	M. Bowman, 2.73	M. Bowman, 99.0	M. Bowman, 16	C. Henderson, 2	K. Crum, 14	C. Bachman, 29
'08	Two Tied, 5	T. Barham, 86	C. Henderson, 3.16	T. Barham, 96.0	T. Barham, 14	Three Tied, 1	T. Smink, 7	T. Smink, 19
'09	T. Smink, 8	C. Henderson, 76	T. Smink, 4.33	C. Henderson, 90.2	Two Tied, 13	Two Tied, 1	Two Tied, 3	M. Edwards, 23
'10	Two Tied, 6	A. Lopez, 89	J. Farley, 4.12	J. Farley, 74.1	Two Tied, 14	Two Tied, 1	M. Devine, 7	M. Devine, 22
'11	J. Brown, 5	C. Cowgill, 59	C. Cowgill, 3.73	J. Farley, 73.0	Two Tied, 13	N/A	M. Devine, 5	T. Thomas, 28
'12	C. Cowgill, 5	C. Cowgill, 58	J. Brown, 4.95	C. Cowgill, 69.0	C. Henkel, 14	N/A	J. Garrett, 6	R. Garrett, 25
'13	Three Tied, 3	R. Garrett, 51	C. Bach, 2.81	C. Bach, 83.1	C. Bach, 13	Two Tied, 1	J. Garrett, 3	A. Montague, 29
'14	R. Garrett, 6	C. Bach, 75	R. Garrett, 2.23	R. Garrett, 88.2	Three Tied, 13	R. Garrett, 3	B. Hawkins, 4	R. Ellis, 25
'15	A. Woods, 7	Two Tied, 59	A. Woods, 4.86	A. Heenan, 71.0	B. Barbary, 13	Two Tied, 1	T. Edens, 12	Two Tied, 29
'16	M. Eagle, 5	J. Winder, 76	J. Winder, 4.80	J. Winder, 86.1	J. Winder, 14	J. Winder, 2	T. Edens, 6	J. Gomersall, 32



When Was The Last Time...

When Was The Last Time VMI.....

Scored 20 or more runs in a game20, vs. George Mason, March 16, 2016
Had 20 or more hits in a game24, vs. Maryland-Eastern Shore, March 11, 2016
Scored 10 or more runs in an inning10, vs. High Point, May 21, 2011
Allowed 20 or more runs in a game23, vs. Presbyterian College-I, May 21, 2010
Allowed 20 or more hits in a game21, at ETSU, April 29, 2016
Was shutoutat VCU, March 24, 2015
Shutout an opponentvs. Georgetown, Feb. 20, 2016
Pitched back-to-back complete games	...vs. UNCA (Smink & Henderson), March 21-22, 2009
Hit back-to-back home runsvs. UMES (Maddox-Tharp-Pita), March 13, 2016
Hit 5-6 home runs in a game6, at Furman (Game 2), April 4, 2015
Hit 7 or more home runs in a game7, vs. UMES, March 11, 2016 (ties school record)
Had two players with five hits in a gamevs. UMES (S. Roberts, 6 & Hess, 5), May 9, 2008
Had two players with two home runs in a game	...vs. UMES (Eaton and Maddox), March 11, 2016
Allowed an Opponent 2-3 hits2, vs. UMES, March 1, 2014
Allowed an Opponent 1 hit or less0, vs. Lafayette, Feb. 21, 2014 (R. Garrett No-Hitter)
Swept a Conference series at homevs. Presbyterian College, March 21-23, 2014
Swept a Conference series on the roadat The Citadel, April 24-26, 2015
Swept a Conference doubleheaderat The Citadel, April 26, 2015
Beat a Ranked Teamat #12 Virginia, 7-6, April 1, 2014
Beat a Ranked Team on the Roadat #12 Virginia, 7-6, April 1, 2014
Had a Walk-off Winvs. Radford (Wild Pitch), 4-3, May 11, 2016
Won a Series Against a Ranked Teamvs. No. 16 Winthrop, May 19-21, 2006 (First Ever)
Won a Postseason Gamevs. #5 UNCG, May 21, 2015 (SoCon Championship)
Was Ranked In A National Poll	...April 12, 2010, No. 26 by Collegiate Baseball (Highest-Ever)
Received Votes in a National PollMarch 3, 2014 by NCBWA

When Was The Last Time A Keydet.....

Had five hits in a gameRay Lopez, at North Florida, Feb. 14, 2015
Scored five runs in a gameA.J. Yoder, vs. Gardner-Webb, April 10, 2009
Had eight RBI in a game	...Matt Pita, vs. Binghamton, March 5, 2016 (school record)
Hit three doubles in a gameSheldon Shifflett, vs. UMES, Feb. 24, 2013
Hit two triples in a gameDavid Geary, vs. UMBC, Feb. 19, 2016 (Game 2)
Hit a grand slamMatt Pita, vs. Binghamton, March 5, 2016
Hit an inside-the-park home runMike Roberts, at Auburn, March 6, 2008
Had a pinch-hit home runAndrew Montague, vs. Presbyterian College, May 20, 2010
Hit two home runs in a game	...N. Eaton and P. Maddox, vs. UMES, March 22, 2016
Hit home runs in consecutive at bats	...Nathan Eaton, vs. UMES, March 22, 2016
Hit home runs in 3 straight gamesWill Connerley, May 8-10, 2015
Had a walk-off RBIWill Malbon (2B) vs. Binghamton, March 6, 2016
Had a walk-off hitWill Malbon (2B) vs. Binghamton, March 6, 2016
Hit a walk-off home runJacob Morley, vs. Campbell, April 21, 2012
Hit for the cycleMatt Pita, vs. Binghamton, March 5, 2016
Had two hits in an inning	...Graham Sullivan & George Piccirilli, vs. High Point, May 21, 2011
Was HBP three times in a gameWill Connerley, at VCU, April 2, 2014
Stole homeBrandon Angus (Off Balk), vs. James Madison, May 12, 2015
Stole five bases in a gameShane Geisslinger, vs. Richmond, April 12, 2006
Struck out 10 or more batters	...Josh Winder (10) vs. Binghamton, March 6, 2016
Struck out 13 or more battersReed Garrett (13), vs. Lafayette, Feb. 21, 2014
Struck out 15 or more battersGrayson Craun (15), vs. Appalachian State, April 11, 1998
Pitched a complete game (9 inn.)	...Josh Winder, vs. Binghamton, March 6, 2016
Threw a shutout (9 inn.)Reed Garrett vs. Lafayette, Feb. 21, 2014
Threw a no-hitterReed Garrett vs. Lafayette, Feb. 21, 2014
Had a hitting streak of at least 15 games	...Jacob Jaye, April 10 - May 14, 2016 (15)
Had a hitting streak of at least 19 gamesAlex Haitsuka, Mar. 15-Apr. 19, 2011 (19)
Hit .400 in a season (Minimum 150 at bats)Greg Weddle, .446, 1986

Miscellaneous School Records

Most wins in a season34, 2007
Most consecutive wins10, Feb. 20-March 7, 2010
Most consecutive home wins15, February 24-April 7, 2007
Best record during a season29-5, April 14, 2010
Most losses in a season41, 2002
Most consecutive losses32, March 21-May 1, 1981

Batting Champions

1950"Red" Patton333
1951Neal Petree305
1952Neal Petree252
1953Dave Crockett345
1954Not Available
1955Not Available
1956Bobby Ross400
1957Bobby Ross292
1958Bobby Ross305
1959Bobby Ross218
1960Joe Gedro375
1961Alex Azezapa245
1962Joe Gedro275
1963Donny White391
1964Donny White329
1965Donny White261
1966Don McMenmim284
1967Skip Harding302
1968Tom Catlett346
1969J.C. Hanks343
1970Doug Rowe234
1971Ken Wester220
1972Lou Dowdy325
1973Rod Brewer408
1974Kimo Wong300
1975Kavie Thrift308
1976Russell Puckett398
1977Kelly Lombard344
1978John Hobbs302
1979Mark Vasco316
1980Phil Hubbard416
1981Scott Gines313
1982Phil Hubbard424
1983Mike Lamore369
1984Kelly Raber343
1985Mike Lamore373
1986Greg Weddle446
1987Gary Sibayan359
1988Chris Finwood399
1989Ren O'Ferrall355
1990Marshall Simpson393
1991Ray Flowers289
1992Ray Flowers294
1993Brian Adams326
1994Louie Napoleon307
1995David Groseclose341
1996Nate Shepperson361
1997Franco Martin325
1998Chris Catanzaro346
1999Eric Walker376
2000Chris Catanzaro392
2001Chris Catanzaro335
2002Jason Annis308
2003Andy Barden318
2004Kelly Sweppenhiser367
2005Kelly Sweppenhiser370
2006Kelly Sweppenhiser350
2007Robert Crumpler330
2008Sam Roberts348
2009Jordan Ballard366
2010Cory Spangenberg370
2011Graham Sullivan358
2012Rob Dickinson320
2013Rob Dickinson399
2014Brandon Angus333
2015Jordan Tarsoovich337
2016Matt Pita322

All-Time Roster (1963-Present)

-A-A-A-A-A-

ABELON, Patrick 1997
 ACORS, Duke 2002-05
 ADAMS, Brian 1990-93
 ADAMS, Jay 1994-95,97-98
 ADLEMAN, Jay 1982
 AIRAGHI, Mark 1980-83
 ALLEN, Ed 1995-96
 AMOS, J.R. 1963
 ANDREWS, Andy 1976-79
 ANGUS, Brandon 2012-15
 ANNIS, Jason 2000-03
 ANTON, Mike 2004-05
 ARMBRUSTER, George 1986-89
 ATKINSON, R. 1963-64
 AUGSBURGER, Bryan 1982-85

-B-B-B-B-B-

BABER, Jon 2002-05
 BACH, Connor 2011-14
 BACHMAN, Corey 2004-07
 BALLARD, Jordan 2007-10
 BARBERY, Brandon 2015-16
 BARDEN, Andy 2000-03
 BAREFOOT, Ryan 2008-10
 BARGER, Steve 1979-80
 BARHAM, Trey 2005-08
 BARKER, Danny 1971
 BARKSDALE, Harry 1972-75
 BARROW, Wes 1996-99
 BASS, Stan 1980,82-83
 BATTS, Terry 1989-92
 BEASLEY, Andy 1987-90
 BEITZEL, Vern 1969-72
 BENDA, Austin 2008
 BENNETT, Ryan 2014-16
 BIAGINI, Tanner 2007-10
 BIGGS, John 1970-71
 BINGLER, Travis 1995
 BIRAM, Walter 1973
 BOOTH, Kevin 2006
 BOWDEN, Ron 1980-82
 BOWMAN, Michael 2006-08
 BOYETTE, Ed 1992-94
 BOYNTON, L. 1964
 BRADFORD, Ben 1996-99
 BRANNER, Wade 1982-83
 BRECKENRIDGE, Jim 1965-67
 BRENT, Bill 1966-67
 BREWER, Rod 1973
 BRIGGS, Don 1977-79
 BRIGGS, Justin 2000-03
 BROOKS, Chris 2002-04
 BROOKS, Chris 1998
 BROWN, Jere 1989
 BROWN, Jeremy 2009-13
 BROWN, M.W. 1974
 BROWN, Tyler 2009
 BRUST, Tim 2009
 BRYAN, Drew 2012-15
 BRYANT, Reid 2015
 BRYANT, Scott 1982-85
 BUCHANAN, Chase 2004-06
 BUCK, Glen 1989,91-92
 BURGWIYN, C.P.E. 1974
 BUNN, Chris 1987-88
 BURGESS, Kenny 1980-83
 BURRUS, Brian 1993-94
 BURT, Mike 1979-80
 BUSH, Joe 1963-65
 BUSHY, Art 1968-69
 BUTLER, Larry 1979
 BYRD, Eric 2015-16

-C-C-C-C-C-

CAGE, Matt 2001-04
 CARPENTER, Adam 2007
 CARVER, Fred 1968-70
 CASH, Lucas 2013
 CASHER, Ian 2004-07
 CATANZARO, Chris 1998-01
 CATHER, W. 1963-64
 CATLETT, Tom 1967-69
 CHAPMAN, Howard 1966
 CHARLES, Johnny 1989
 CHERNISKY, Chris 1990-92
 CHICOLI, John 1984-85
 CLEATON, Frank 1968-70
 CLEMENTS, Michael 2005
 COAKLEY, Mike 2001-03
 COFER, Chris 1993-96
 COLLETTI, Mike 1983-86
 COLLIE, Dave 1981
 COLVIN, Ryan 1998-01
 CONNERLEY, Will 2013-15
 CONQUES, Duane 1963-65
 COOK, Rick 1968-69
 CORLEY, Jerry 1976
 CORRAO, Tony 1997
 COULTER, 1970
 COVINGTON, Tristen 2003-04
 COWARDIN, Lew 1968,70
 COWGILL, Coby 2010-12
 COX, Tim 1980
 CRAFT, Mark 1987-90
 CRANE, Stan 1969,72
 CRAUN, Grayson 1997-98,00
 CROCKER, Randy 1967-69
 CRONE, Sandy 1990-91
 CROTWELL, Henry 1966
 CRUM, Kevin 2006-07
 CRUMPLER, Robert 2004-07

-D-D-D-D-D-

DANIELS, L.C. 1974
 DARIN, Joe 2000
 DARNELL, Dan 1972-75
 DAVIES, Jeff 1978-80
 DAVIS, Brad 1997
 DAVIS, Jaime 2005
 DAVIS, Paul 1979-80
 DAVIS, Phil 1967
 DEAL, Andrew 2009-12
 DEARMAN, Andy 1973
 DeLEO, W.T. 1963
 DeMARIA, Jeff 2002-05
 DeMEO, L.J. 1974
 DeWATERS, Jerry 1972
 DEVINE, Michael 2009-12
 DIAMOND, Brandon 2012-13
 DICKINSON, Rob 2010-13
 DI DIO, Alex 2005
 DIETRICH, Kris 1995-96
 DIXON, David 1996-98
 DOCZI, Mike 1987-89,91
 DOFFLEMYER, Tanner 2014
 DONOVAN, Michael 2012-13
 DOW, Frank 1982-84
 DOWDELL, Red 2013
 DOWDY, Louis 1971-72,74
 DOWNS, David 1989,91
 DUANE, Harley 1965-66
 DUDECK JR., Brian 2014-15
 DUNLAP, Chase 2005
 DUNLEVY, Matt 2015-16
 DURHAM, Brian 1985-86
 DUTY, Chris 2007-10
 DWYER, Nick 2012-13

-E-E-E-E-E-

EAGLE, Matthew 2015-16

EATON, Nathan 2016
 EARLE, R.A. 1963
 EAST, Eric 1997-00
 EDEN, Mike 1981-82
 EDENS, Taylor 2013-16
 EDWARDS, Matt 2006-09
 ELLIS, Rian 2011, 13-14
 ELLIOT, John 2001
 ENTZ, Brett 2008
 ERBE, Elliott 2002-05
 EVANS, Chad 1991

-F-F-F-F-F-

FARLEY, Jason 2008, 2010-11
 FERGUSON, Glenn 1984-87
 FIELDS, Jacoby 2004-07
 FINWOOD, Chris 1985-88
 FITCHETT, Doug 1974-76
 FLAHERTY, Collin 2009-10
 FLEISCHER, Collin 2015-16
 FLORA, Lefty 2008-11
 FLOWERS, Ray 1991-93
 FRAZIER, Randle 1971
 FRESIA, Jerry 1967-69
 FRICK, Ken 1966
 FRIEND, John 1979-82
 FRISHKORN, Jim 1978-80
 FRISKI, Steve 1968-70
 FRITZ, Dan 1979-80

-G-G-G-G-G-

GALLEO, Darren 1986-89
 GARNETT, Johnny 1979
 GARRETT, John 2010-13
 GARRETT, Reed 2012-14
 GATES, Randy 1975-77
 GAUSEPOHL, Jeff 1963-65
 GEARY, David 2013-16
 GEARY, Michael 2016
 GEISSLINGER, Shane 2005-08
 GENTILE, Tony 1967-68
 GINES, Scott 1980-83
 GLOVER, John 1986-89
 GLYNN, Ryan 1993-95
 GOLDMAN, Michael 1997-00
 GOMERSALL, Jack 2014-16
 GOOD, B.T. 2003-06
 GOODALE, Kyle 2009
 GOODE, John 2004-07
 GOODRICH, Billy 1992-95
 GORMAN, Micah 2013-16
 GRAHAM, Chris 1991
 GREGG, Jim 1965-66
 GREGORY, Bruce 1968
 GRIFFIN, Matt 1977-80
 GRIFFIN, Ryan 1992-93
 GROSECLOSE, David 1992-95

-H-H-H-H-H-

HACKEMEYER, Denny 1977-78
 HADRA, Jonathan 2001-04
 HAINES, Andrew 2005-06
 HAITSUKA, Alex 2008-11
 HAMLET, Dick 1968
 HANEY, Drew 1993-96
 HANKS, J.C. 1968-70
 HARDING, Skip 1967-68
 HARDY, Bill 1975-78
 HARPER, Jeremy 2000-03
 HARRELL, Wayne 1970-72
 HARRISON, Romando 1994-95
 HARTMAN, Dee 1965-66
 HAVELIN, M.A. 1974
 HAVIRD, Ley 1987,89-90
 HAWKINS, Berkley 2011-14
 HAYDEN, Thomas 2006-07

HAYES, Grant 1990
 HAYES, R.E. 1974
 HAZELWOOD, Mark 1991-94
 HEENAN, Austin 2014-15
 HEIMS, Rick 1985-86
 HELMS, Heath 1996-97
 HENDERSON, Chris 2006-09
 HENDRIX, Phil 2000-03
 HENKEL, Bobby 1976-78
 HENKEL, Campbell 2011-14
 HERMON, G.R. 1963
 HESS, Justin 2007-08, 11
 HESS, Rick 1971
 HIGHTOWER, Dick 1963-65
 HILLER, Steve 1981-84
 HINES, B. 1963-64
 HINES, Doug 1973
 HINKEL, Bob 1965-67
 HOBBS, John 1978
 HOLDER, Cody 2011-13
 HOLLENBECK, J.J. 2003-06
 HOLLOWAY, Donnie 1990-92
 HOLMES, Rob 1981-84
 HOLMES, Wilt 1976
 HOLT, John 1966
 HOWLE, Brannon 1996-99
 HUBBARD, Phil 1980-83
 HUCKABEE, Jeff 1971-74
 HUDGINS, Matt 2003-04
 HUGGINS, Jake 2016
 HUGHES, Abe 1999
 HUGHES, Danny 1996-97
 HUNT, Wayne 1994
 HUNTER, R. 1964
 HUPP, V.T. 1974
 HUTHWAITE, Doug 1971

-I-I-I-I-I-

IKENBERRY, Marlin 1992-95
 IKENBERRY, Merlin 1992-95
 ISAACS, Garland 1973,75

-J-J-J-J-J-

JANNUSCH, Mike 1988-90
 JAYE, Jacob 2015-16
 JEFFERSON, Larry 1970-72
 JOHNSON, Barry 1987-90
 JOHNSON, Stephen 1999-00
 JOHNSTON, Corey 2016
 JONES, Craig 1977-80
 JONES, Jeff 1999
 JORDAN, John 1988
 JUDD, Seth 1988-89

-K-K-K-K-K-

KASPER, Kelly 1989-91
 KASS, Matt 1998
 KELLEY, Jonathan 2012-15
 KELLY, Mike 1988
 KELLY, Billy 1992-93
 KENNEDY, Zach 2001-04
 KENT, Allen 2001-02
 KIELTY, Tim 1985
 KIELY, Pat 1988,90-91
 KING, Curtis 1971
 KING, Orville 1972
 KIRK, J.B. 1974
 KITCHEN, Dale 1972
 KITCHEN, James 1971
 KOKOLIS, Pete 1995-96
 KRUIHTHOF, Adam 2008-10
 KURTZ, Rick 1990

-L-L-L-L-L-

LADD, Bob 1967
 LAFIN, Blaine 2014-16



All-Time Roster (1963-Present)

LAMAS, Robert 2007
 LAMORE, Mike 1982-85
 LANDBERG, Michael 1997-99
 LANIER, Phil 1966-67
 LAWSON, Andrew 2000-01
 LEAKE, Matt 2002
 LeCLAIR, Gary 2012-15
 LEE, Mark 1979
 LEGG, Josh 2004-05
 LEGGETT, Ray 1978
 LEVENSON, Jeff 1981
 LEWIN, Dennis 1972-75
 LICHTER, James 2007
 LIFFICK, Matt 2001-04
 LIGHTON, T.J. 2013-16
 LITTLE, Charles 1971-74
 LITWIN, Richard 2002-06
 LITZ, Ryan 2007
 LOCHER, John 1979
 LOMBARD, Kelly 1976-79
 LONG, Jon 1997-99
 LOPEZ, Adam 2009-12
 LOPEZ, Ray 2013-15
 LOTTMAN, David 2007-08
 LOUGHRIDGE, Billy 1963-65
 LYLES, Willie 1999-02
 LYNCH, Henry 2002-03

-M-M-M-M-M-

MACKEY, Chris 1993-94
 MADDOX, Peyton 2015-16
 MAJOR, Jason 2003-04,06
 MALBON, Will 2014-16
 MALESKI, Mike 2003-04
 MALLON, Jim 1973-74
 MAINI, Paul 1964
 MANIS, Mike 1968
 MAROHN, Chip 1976-77
 MARSHALL, Howard 1967
 MARTIN, Brooks 2009-11
 MARTIN, Franco 1994-97
 MARTIN, Peyton 1994
 MARTINSON, Cody 1999
 MASSENBURG, Brandon 2003-05
 MASSIE, B. 1974
 MAURER, Jim 1963-65
 MAYERS, Eric 2011-14
 MAYS, Hunter 1970
 McADAMS, Ryan 1990
 McALLISTER, Kenny 1981-83
 McCLOSKEY, Joe 1983-86
 McGINNIS, Tommy 1983-86
 McKAIN, R. 1964
 McMENAMIN, Don 1965-67
 McPHERSON, Josh 2007-09
 McQUAIG, Miles 2010, 12-14
 MICHAELS, Glenn 1965-66
 MIHALIK, Tom 1975-77
 MIKULA, Ned 1971
 MILLER, Colin 2008-09
 MILLIGAN, Ron 1976
 MINEY, Brendan 1977-80
 MINOR, Gil 1963
 MINOR Jr., Gil 1990-91
 MITCHELL, Ryan 1997-99
 MONTAGUE, Andrew 2010-13
 MONTANO, Dave 1981
 MOORE, Scott 1990
 MOORE, Dale 1994-97
 MORGAN, Allen 1973
 MORGAN, Hank 1996-97
 MORLEY, Jacob 2009-12
 MORRIS, Kyle 1999
 MOTLEY, Sam 1981
 MULKEY, Travis 2005-06
 MUNSEY, J.M. 1974
 MURRER, Matt 2008
 MYERS, M.J. 1974
 MYERS, Steele 2009-10

-N-N-N-N-N-

NAFF, Hunter 2007
 NAPOLEON, Louie 1993-96
 NAWROCKI, Phil 1996-97
 NEHLS, Richard 1978-79

-O-O-O-O-O-

O'BOOK, Jimmy 1979
 O'FERRALL, Patrick 1989-92
 O'FERRALL, Ren 1986-89
 ONOFREI, Matt 1996
 OSTLUND, Issac 2004,06
 OSTLUND, Ian 1998-00
 OTWELL, Steve 1970-71
 OWENS, Josh 2001-05

-P-P-P-P-P-

PADGETT, Oscar 1970-71
 PAGONES, Jim 1970
 PALMER, Steve 1985
 PARKER, R. 1964
 PARKER, Read 1997
 PARROTT, John 1985-87,89
 PARSONS, Stephen 2005
 PATE, John 1971-74
 PAULETTE, Bill 1967-69
 PAULETTE, Will 2002-05
 PAULS, Phil 1966
 PAYNE, John 1991-94
 PEARSON, Ed 1997-00
 PEDIGO, Hank 1966-68
 PEED, Jeremy 2009
 PENNINGTON, Ken 1967-68
 PERRIN, Mark 1976-77
 PHELPS, John 2006-07,09
 PHELPS, Mike 1991-93
 PHILLIPS, David 1982-84
 PHILLIPS, Marc 1991-94
 PICCIRILLI, George 2009-12
 PINGREE, Jim 1983
 PITA, Matt 2016
 PLOTT, Harold 1971-72
 PORTER, Brandon 1994
 PORTER, Robin 1965-66
 POULOS, Matt 1999-00
 POWELL, Dick 1978
 POWROZNIK, Travis 1996-97
 PREDDY, Rob 1979-82
 PRIOLETTI, T.J. 2007
 PROCISE, David 1992-93
 PROSSER, John 1965
 PUCKETT, Russell 1975-77
 PULLEY, Tom 1984

-R-R-R-R-R-

RABER, Kelly 1982,84
 RADLE, Tom 1980
 RAMSEY, Matt 2001
 RAND, Ben 2001-03
 RASH, Austin 2016
 REED, Don 1964-66
 REED, Clint 2005-06
 REEDER, K.R. 1963
 REID, Dave 1967-69
 REIDEL, Leonard 1972,74
 REILLY, John 1990-91
 REINARD, Bruce 1976-79
 RHODES, Trey 1987-90
 RICE, Chad 2004-07
 RIDLEY, Thomas 1972-74
 RILEY, Chris 1998-01
 RILEY, Rob 1998-01
 RIVERA, Karter 2009-10
 RIVERS, Ombri 2010
 ROBB, Jack 1967-68
 ROBERTS, Jeff 1996-98
 ROBERTS, Mike 2006-08
 ROBERTS, Sam 2008-11

ROBINSON, Jay 1993
 RODEN, Liam 2016
 RODGERS, Robert 1980
 RODRIGUEZ, E.D. 1974
 ROLAN, Louis 1979-80
 ROSS, Donnie 1973-74
 ROUNDTREE, Jim 1966-67
 ROWE, Doug 1969-71
 ROYSTON, J.R. 2001-04
 RUCKER, Kyle 2007
 RUSSELL, Sandy 1981
 RUSSO, Chris 2011

-S-S-S-S-S-

SADLER, Mike 1969
 SAMUELSON, Keith 1981
 SANDRIDGE, Brian 2006-09
 SANFORD, John 1975-76
 SANFORD, Robert 1975-77
 SAUNDERS, Bert 1982-85
 SAVAGE, Tom 1978-79
 SCHENK, Joey 1992-95
 SCHMAUS, Charlie 1965-67
 SCHOTT, Jon 1998-01
 SEAWELL, Sean 2004
 SECRIST, Greg 1985
 SELBY, Field 1971-72
 SELDON, Greg 1974-75
 SENSABAUGH, Percy 1964-65,67
 SHARR, David 1999-00
 SHEPPERSON, Nate 1994-97
 SHIFFLETT, Sheldon 2012-14
 SHU, Rod 1968-70
 SIBAYAN, Gary 1986-89
 SILVA, Jared 2015-16
 SIMPSON, Marshall 1987-90
 SIMS, Michael 2016
 SJOLUND, Karl 1983-86
 SLATER, Tom 1987-90
 SLOAN, John 1999-01
 SMILEY, Jeff 1983-86
 SMINK, Travis 2006-09
 SMITH, Dan 1995-97
 SMITH, Matt 2002-05
 SMITH, Thane 2004-05, 07-08
 SMITH, Wilber 1969-70
 SMITH, Will 2005-07
 SMITH, W.G. 1994-97
 SMOOT, Ryan 2016
 SNEAD, Lenny 1976
 SNOW, Randy 1968-71
 SNOW, Scott 1974-77
 SPANGENBERG, Cory 2010
 SPARKS, Richard 1986-89
 SPRADLIN, Josh 1997-00
 SPRIETSMAN, Charles 1991
 STAATS, Kyle 2015-16
 STABLES, Bruce 1986
 STAFFORD, Jason 2013-14
 STALLINGS, Thomas 2012-15
 STEGEMERTEN, Rick 1970-71
 ST. LAURENT, Garrett 2016
 STONE, Allen 1988-91
 STONE, Richard 1985-87
 STRAIN, Billy 1990-91
 SULLIVAN, Dave 1994-96
 SULLIVAN, Graham 2008-11
 SULLIVAN, Shane 1983-84
 SWEIGART, Marlin 1963-65
 SWEPPENHISER, Kelly 2003-06
 SWIENCINSKI, Brian 1986-88

-T-T-T-T-T-

TARSOVICH, Jordan 2011-15
 TATE, Jason 2007
 TAVENNER, James 1988-91
 TAYLOR, John 1965-66
 TERRY, Billy 1990-93
 TERRY, Ruben 1965-67

THARP, Tyler 2014-16
 THOMAS, John 1968
 THOMAS, Travis 2010-12, 14
 THOMPSON, Scott 1996-99
 THOMS, Jimmy 2002-05
 THRIFT, Kevin 1973,75-76
 THUJO, K.Y. 1974
 TILLEY, Todd 1986-89
 TOGNOLI, Chris 1986-87
 TOPPING, Justin 2008-11
 TUJO, Chris 1992-94
 TURNAGE, Brian 1992-95
 TURNER, Rob 1984
 TYLER, David 1983-84

-U-U-U-U-U-

UPHAM, Brent 2004
 UPTON, Phil 1973

-V-V-V-V-V-

VAN ES, Eddie 2006-07
 VARNEY, Gary 1974-76
 VASCO, Mark 1979-81
 VELA, Mike 1976-79
 VLASS, Barry 1973

-W-W-W-W-W-

WADE, Jon 2002-04
 WALKER, Ben 1983-85,87
 WALKER, Eric 1997-00
 WALTER, Cameron 2012-14
 WALTON, R.S. 1963
 WARD, Shawn 1996
 WATTS, Alan 2009-12
 WEDDLE, Greg 1983-86
 WELLS, Greg 1999
 WERTZ, Brent 1988
 WESTER, Ken 1969-72
 WHARTON, Kemper 1981-84
 WHISENANT, H.A. 1963
 WHITE, Donny 1964-65
 WHITE, J.J. 1963
 WHITE, Jack 1967
 WHITE, Joe 1975-76
 WHITE, Tim 1968-69
 WHITFORD, T.W. 1963
 WHITT, E. 1964
 WILLIAMS, Jay 1980-82
 WILLIAMS, Terrell 1973-74
 WILLIAMS, Timmy 1992,94
 WILLIAMS, Warren 1990-93
 WILSON, Brent 1985
 WILSON, Jonathan 2003-04
 WIMMER, Allan 2003-04
 WIMMER, Chris 2005
 WINDER, Josh 2016
 WINN, Matt 2012-15
 WONG, Michael 1972-75
 WOOD, D.T. 1984-87
 WOOD, Daniel 2006-08
 WOODS, Andrew 2012-15
 WOODS, Scott 1973-74
 WOOLWINE, Andy 1980-82
 WORKMAN, Jim 1963-65
 WORTHINGTON, Chase 2009-12
 WORTHLEY, Josh 2014-16
 WYRICK, Scott 1985

-Y-Y-Y-Y-Y-

YATES, Jeff 1975,77-78
 YATES, John 1996-99
 YODER, A.J. 2006-09
 YOUNG, Billy 1975-78
 YOUNG, Robert 1965-67

-Z-Z-Z-Z-Z-

ZARELLA, Joey 2010-11

1951

1-20, 0-12 SoCon

Coach: Frank Summers

M20	at Camp Lejeune Marines	L	0-16
M23	at Camp Lejeune Marines	L	1-11
M24	at Cherry Point Marines	L	3-9
A7	at Roanoke	L	1-4
A13	Michigan	L	3-22
A14	Roanoke	W	6-1
A17	*Richmond	L	1-13
A18	at Virginia	L	2-12
A21	*George Washington	L	2-14
A25	*at Virginia Tech	L	0-9
A26	at Quantico Marines	L	1-25
A27	*at George Washington	L	7-20
A28	*at Maryland	L	2-12
M2	*West Virginia	L	2-4
M2	*West Virginia	L	6-9
M4	*William & Mary	L	10-29
M7	*Maryland	L	3-7
M11	*at Richmond	L	3-5
M12	*at William & Mary	L	3-5
M16	*Virginia Tech	L	1-16
M18	Virginia	L	2-7

1952

1-13, 1-8 SoCon

Coach: Vince Ragunas

Maine	L	10-11
*at Richmond	L	5-11
*at William & Mary	L	1-3
*George Washington	L	12-18
*Virginia Tech	L	2-3
at Virginia	L	5-12
*William & Mary	W	9-8
Hampden-Sydney	L	2-9
at Hampden-Sydney	L	4-21
Virginia	L	2-9
*West Virginia	L	4-8
*West Virginia	L	1-7
*Richmond	L	4-5
*at Virginia Tech	L	1-2

1953

7-7, 4-4 SoCon

Coach: Chuck Noe

Long Island	L	7-10
Long Island	W	8-7
Ithaca	L	5-6
*George Washington	L	1-19
Virginia	L	1-6
*George Washington	W	11-10
*Maryland	L	3-5
Richmond Prof. Institute	W	19-1
*Maryland	L	0-6
Hampden-Sydney	W	13-7
*Virginia Tech	W	3-1
*William & Mary	W	8-6
*Richmond	W	3-2
*Richmond	L	2-4

1954

12-6, 6-4 SoCon

Coach: Chuck Noe

A3	Washington (Md.)	W	25-5
A6	Bridgewater	W	7-4
A9	*George Washington	W	6-4
A22	Maryland	L	7-13
A24	*West Virginia	L	3-5
A26	Richmond Prof. Institute	W	20-3
A28	*Virginia Tech	L	2-5
A30	*Richmond	L	5-8
M1	*William & Mary	W	25-3
M5	*William & Mary	W	19-2
M6	*Richmond	W	11-9
M8	*Davidson	W	12-1
M10	*George Washington	L	6-9

M12	Virginia	L	3-7
M17	*Virginia Tech	W	5-3
M21	Virginia	W	7-5
M22	Lynchburg	W	10-4
M25	Lynchburg	W	9-2

1955

12-8, 6-7 SoCon

Coach: Chuck Noe

*Furman	W	3-2
Richmond Prof. Institute	W	5-4
Salem	W	7-5
Salem	W	6-3
*at Richmond	L	0-8
*William & Mary	L	13-14
Richmond Prof. Institute	W	7-2
Virginia	W	6-5
*West Virginia	L	0-11
*West Virginia	L	4-5
West Virginia Tech	W	14-13
*William & Mary	W	9-8
*George Washington	W	8-6
*Virginia Tech	W	9-8
*Richmond	L	14-16
*Davidson	W	6-1
*Virginia Tech	L	3-9
*The Citadel	W	10-4
*The Citadel	L	3-17
Virginia	L	1-2

1956

12-10, 7-7 SoCon

Coach: Jack Null

Michigan State	L	3-6
*The Citadel	L	2-7
*The Citadel	W	8-4
Akron	W	8-7
*Davidson	W	9-0
*Davidson	W	5-4
*William & Mary	L	3-6
*Richmond	L	3-7
*Virginia Tech	L	2-3
Hampden-Sydney	L	12-16
*William & Mary	W	4-2
*George Washington	L	1-11
Hampden-Sydney	W	16-13
*West Virginia	W	6-5
*West Virginia	W	7-4
*George Washington	L	2-16
Virginia	W	8-5
*Richmond	W	8-1
*Virginia Tech	W	5-11
Lynchburg	W	10-0
Lynchburg	W	7-5
Virginia	L	2-4

1957

8-13, 4-6 SoCon

Coach: Jack Null

M25	Richmond Prof. Institute	L	5-6
M26	Cornell	L	6-16
M27	Cornell	W	5-3
M28	Cornell	L	1-9
A2	Virginia	L	0-2
A6	*Davidson	W	3-0
A6	*Davidson	L	2-9
A10	*Virginia Tech	W	8-1
A12	*George Washington	L	5-10
A13	Pittsburgh	L	3-8
A13	Pittsburgh	W	11-9
A27	Virginia	L	4-10
M1	*Richmond	L	1-2
M2	*William & Mary	W	3-1
M4	*George Washington	L	7-11
M7	*at Richmond	L	1-21
M8	*William & Mary	W	7-0
M10	Randolph-Macon	L	3-7

M11	Marshall	W	9-3
M15	*Virginia Tech	L	2-4
M18	Lynchburg	W	11-1

1958

4-12, 2-8 SoCon

Coach: Jack Null

Quantico Marines	L	3-10
Quantico Marines	W	8-4
Hampden-Sydney	L	1-9
*William & Mary	W	9-1
*Richmond	L	3-9
Virginia	W	13-5
*The Citadel	L	3-5
*The Citadel	L	2-7
Hampden-Sydney	L	2-17
*Davidson	L	7-10
*Davidson	L	4-9
*William & Mary	W	11-0
*at Richmond	L	1-10
Navy	L	2-12
*George Washington	L	0-10
*George Washington	L	1-18

1959

5-11, 5-10 SoCon

Coach: Weenie Miller

*Davidson	L	1-6
*Davidson	W	6-4
*Virginia Tech	W	3-2
*Furman	L	5-7
*Furman	L	7-8
*The Citadel	L	0-11
*The Citadel	L	0-4
*West Virginia	W	4-3
*West Virginia	W	4-3
*William & Mary	W	2-1
*George Washington	L	0-18
Hampden-Sydney	L	4-14
*William & Mary	L	2-4
*at Richmond	L	3-6
*George Washington	L	3-13
*Virginia Tech	L	9-12

1960

6-8, 5-8 SoCon

Coach: Weenie Miller

*George Washington	W	15-8
Virginia	W	17-6
*Richmond	L	2-15
*Virginia Tech	L	0-8
*Furman	L	4-5
*Furman	L	8-10
*William & Mary	W	10-4
*The Citadel	L	2-9
*The Citadel	W	4-3
*William & Mary	W	6-3
*at Richmond	L	8-10
*Virginia Tech	L	4-10
*West Virginia	L	1-2
*West Virginia	W	6-3

1961

7-7, 6-6 SoCon

Coach: Weenie Miller

Colgate	W	6-4
Virginia	L	3-8
*The Citadel	W	3-1
*The Citadel	L	3-9
*Richmond	L	0-5
*William & Mary	W	5-1
*George Washington	W	11-2
*Davidson	W	4-1
*Davidson	L	1-5
*Furman	W	2-0
*Richmond	L	2-4
*Virginia Tech	W	3-2



Year-By-Year Results

*West Virginia	L	1-2
*West Virginia	L	2-5

1962

8-7, 7-7 SoCon

Coach: Charlie McGinnis

*Davidson	W	2-0
*Davidson	W	3-1
*William & Mary	L	5-7
*Richmond	L	4-5
*Virginia Tech	W	8-7
*West Virginia	L	1-2
*West Virginia	L	5-8
*Virginia Tech	W	4-0
Virginia	W	7-1
*The Citadel	W	3-2
*The Citadel	L	0-6
*George Washington	W	7-3
*George Washington	W	3-1
*William & Mary	L	1-4
*at Richmond	L	0-13

1963

14-11, 7-7 SoCon

Coach: Charlie McGinnis

at West Georgia	W	4-3
at West Georgia	L	1-2
at Oglethorpe	W	4-1
at Presbyterian	L	6-8
at Presbyterian	W	6-3
*at The Citadel	L	0-5
*at The Citadel	W	7-5
at St. Andrews	W	9-2
A4 Bridgewater	W	23-8
A8 *Davidson	W	4-3
A8 *Davidson	W	9-4
Old Dominion	L	1-6
St. Andrews	W	18-6 (7)
*William & Mary	W	6-3
Georgetown	W	5-0
*George Washington	L	3-4
*Virginia Tech	L	4-5
Virginia	L	1-12
*Virginia Tech	L	3-4
*Richmond	L	3-4
*William & Mary	W	6-5
*George Washington	W	6-1
M14 *Richmond	W	4-2
M18 *at West Virginia	L	4-5
M18 *at West Virginia	L	2-7

1964

11-12-1, 5-9 SoCon

Coach: Charlie McGinnis

M27 Bucknell	W	4-0
M28 Bucknell	W	3-1
M30 at Mercer	T	2-2 (11)
A1 at Georgia	L	1-12
A1 at Georgia	L	5-11
A2 at Presbyterian	W	4-0
A3 at Presbyterian	W	4-0
A3 at Presbyterian	W	19-4 (6)
A9 Rhode Island	W	3-2
A11 *West Virginia	L	2-3
A11 *West Virginia	L	2-9
A15 Old Dominion	L	1-4
A17 *William & Mary	W	8-3
A21 *Virginia Tech	W	4-2
A24 *at William & Mary	W	6-4
*at Richmond	W	9-4
M2 *The Citadel	L	0-1 (11)
M2 *The Citadel	W	5-3
M7 *at Davidson	L	3-4
M7 *at Davidson	L	1-7
M11 *at Virginia Tech	L	6-8
M13 *Richmond	L	0-4
M17 *George Washington	L	3-8

M17 *George Washington	L	4-9
------------------------	---	-----

1965

15-9, 8-6 SoCon

Coach: Charlie McGinnis

\$vs. Colby	W	5-2
\$vs. Rollins	W	5-3
\$vs. Princeton	L	3-6
\$vs. Colby	W	6-2
\$at Rollins	L	2-3
\$vs. Princeton	L	3-6
*at The Citadel	L	1-4
*at The Citadel	W	3-2
at St. Andrews	W	3-2
*at William & Mary	W	3-1
*at Richmond	L	6-9
A14 Castleton State	W	4-0
A16 *William & Mary	W	6-1
A17 Marietta	W	6-5
A20 *Virginia Tech	W	2-1
A29 Virginia	W	3-2
M1 *Davidson	W	1-0
M1 *Davidson	W	3-0
M5 *at Virginia Tech	L	?-6
M10 *Furman	L	0-1
M10 *Furman	L	0-7
M12 *Richmond	W	3-2
M14 *at West Virginia	W	7-3 (13)
M14 *at West Virginia	L	1-3

\$-Game Played at Winter Park, Fla.-Rollins College Tournament

1966

10-13, 6-10 SoCon

Coach: Fred Kelly

M25 *at Davidson	L	5-6
M25 *at Davidson	W	2-1
A6 Castleton State	W	19-7
A8 *William & Mary	L	3-7
A11 Marietta	W	6-0
A11 Marietta	W	7-2
A16 *George Washington	L	2-9
A16 *George Washington	W	1-0 (8)
A20 Virginia Tech	L	0-4
A23 *The Citadel	W	3-2
A23 *The Citadel	W	1-0
A25 *East Carolina	L	0-7
A25 *East Carolina	L	0-5
M3 *at William & Mary	L	0-4
M4 *at Richmond	L	2-3
M4 *at Richmond	W	2-1
M6 Old Dominion	W	6-5 (13)
M10 at Virginia Tech	L	5-6 (10)
M12 *at Furman	W	2-1
M12 *at Furman	L	2-4
M14 *West Virginia	L	2-5
M14 *West Virginia	L	1-4
M17 at Virginia	L	6-12

1967

9-11, 7-9 SoCon

Coach: Fred Kelly

M24 *at William & Mary	L	3-8
A8 *Davidson	W	10-0
A8 *Davidson	W	12-2
A9 *William & Mary	W	4-2
A12 Virginia	W	2-0
A15 *at East Carolina	L	0-13
A15 *at East Carolina	L	0-6
A19 *at Richmond	L	3-7
A22 *at West Virginia	L	0-3
A22 *at West Virginia	L	0-2
A29 *Furman	W	6-3
A29 *Furman	W	7-6
M2 Old Dominion	L	5-7
M4 Virginia Tech	W	5-4 (11)
M6 *at The Citadel	L	2-8

M6 *at The Citadel	W	5-0
M10 *Richmond	W	6-2
M13 *at George Washington	L	0-1
M13 *at George Washington	L	3-5
M18 at Virginia Tech	L	0-4

1968

7-8, 3-5 SoCon

Coach: Chuck Roys

A5 Marshall	W	7-5
A5 Marshall	L	1-4
A6 *at Richmond	W	5-4
A10 *at West Virginia	L	1-6
A10 *at West Virginia	L	2-3
A15 *William & Mary	L	4-5
A15 *William & Mary	L	0-3
A19 Old Dominion	W	10-9
A19 Old Dominion	W	6-4
A23 Emory & Henry	W	9-2
A27 *George Washington	W	3-2
A27 *George Washington	W	7-4
M7 *Richmond	L	1-4
M10 at Virginia Tech	L	2-14
M16 Virginia Tech	L	2-4

1969

10-12, 8-7 SoCon-Championship Finalists

Coach: Chuck Roys

M22 *at William & Mary	L	6-7
M22 *at William & Mary	L	1-3
M31 *at Furman	L	0-7
A1 *at Davidson	L	8-11
A7 at Virginia	L	1-6
A11 at Virginia Tech	L	3-6
A12 *William & Mary	W	7-4
A12 *William & Mary	L	3-8
A15 *at George Washington	L	1-6
A15 *at George Washington	W	4-1
A20 *The Citadel	W	6-5
A22 *George Washington	W	3-2
A22 *George Washington	W	2-1
A25 Virginia Tech	W	8-6
A27 *East Carolina	W	8-6
A27 *East Carolina	L	2-5
Old Dominion	L	1-2
M2 *Richmond	W	2-0
M2 *Richmond	W	2-0

SoCon Northern Division Playoff (Colonial Heights, Va.)

M15 William & Mary	W	5-3 (13)
--------------------	---	----------

SoCon Championship Finals (Fort Eustis, Va.)

M16 Furman	L	2-7
M17 Furman	L	4-5

1970

6-13, 4-9 SoCon

Coach: Tom Sawyer

Bucknell	W	4-3
*Richmond	W	2-0
*Richmond	W	2-1
Old Dominion	L	0-1
Old Dominion	W	2-1
*George Washington	L	2-12
*George Washington	L	1-3
*William & Mary	L	0-2
*William & Mary	L	6-7
*William & Mary	L	1-4
*William & Mary	W	3-1
*The Citadel	L	2-3 (11)
A19 *at East Carolina	L	0-7
Virginia	L	1-5
Virginia Tech	L	0-2
*Furman	L	1-4
Virginia Tech	L	0-3
*George Washington	L	1-2
*George Washington	W	4-3

1971

5-24, 1-15 SoCon

Coach: Tom Sawyer

M20	St. Francis (N.Y.)	W	7-5
M21	Long Island	L	1-7
M21	Long Island	L	5-7
M25	at Washington & Lee	W	10-2
M29	*at Furman	L	1-2
M29	*at Furman	L	2-4
M30	*at Davidson	L	0-1
M30	*at Davidson	L	0-3
A1	Virginia Tech	L	2-13
A4	*East Carolina	L	2-8
A4	*East Carolina	L	1-8
A8	Southern Connecticut State	L	0-3
A10	*William & Mary	L	1-6
A10	*William & Mary	W	1-0
A12	*The Citadel	L	2-6
A12	*The Citadel	L	0-2
A15	at Western Carolina	L	3-4 (10)
A17	at Appalachian State	W	3-0
A17	at Appalachian State	L	2-3
A18	George Washington	L	4-16
A20	*Richmond	L	0-6
A20	*Richmond	L	5-7
A24	*at William & Mary	L	1-2
A24	*at William & Mary	L	3-9
A26	at Virginia	L	2-9
A29	*at Richmond	L	0-6
A29	*at Richmond	L	3-9
A30	Old Dominion	L	3-9
A30	Old Dominion	W	3-1

1972

6-19, 3-13 SoCon

Coach: Phil Tucker

M25	at James Madison	W	2-1
M28	Bethany	W	2-0
A3	at Virginia Tech	L	0-4
A5	Southern Connecticut State	L	6-15
A9	*Davidson	W	3-0
A10	*at William & Mary	L	1-12
A10	*at William & Mary	L	4-5
A15	*Furman	L	1-5
A16	*Furman	L	1-3
A17	*William & Mary	W	2-1
A17	*William & Mary	L	2-3
A19	*at The Citadel	L	2-3
A19	*at The Citadel	W	3-2
A21	*at East Carolina	L	0-14
A21	*at East Carolina	L	0-5
A23	*East Carolina	L	2-3
A25	Virginia	L	4-9
A26	Appalachian State	L	0-7
A26	Appalachian State	W	3-2
A29	*at Richmond	L	4-7
A29	*at Richmond	L	3-4
M2	*Richmond	L	5-13
M2	*Richmond	L	3-7
M7	Virginia Tech	L	0-2
M7	Washington & Lee	L	1-2

1973

3-14, 0-11 SoCon

Coach: Phil Tucker

M24	James Madison	L	0-3
M24	James Madison	W	9-4
	*at Furman	L	0-3
	*at Furman	L	0-7
A7	*at The Citadel	L	1-7
	*Appalachian State	L	0-3
A16	*at Richmond	L	6-7
A19	at Virginia Commonwealth	W	11-2
A21	*Richmond	L	2-14
A23	*at Appalachian State	L	0-5
A30	*William & Mary	L	0-3
A30	*William & Mary	L	0-6

	*East Carolina	L	4-5
	*East Carolina	L	7-11
	Virginia Tech	L	2-7
	Virginia	L	1-11
	Washington & Lee	W	8-3

1974

6-14, 5-9 SoCon

Coach: Donny White

M23	*at Davidson	W	3-2
M23	*at Davidson	L	1-9
M26	at James Madison	L	0-5
M26	at James Madison	L	3-5
M30	*at The Citadel	L	1-2
M30	*at The Citadel	L	2-6
A1	*at Appalachian State	L	0-3
A1	*at Appalachian State	L	7-19
A2	at Virginia Tech	L	
A4	*at Richmond	L	0-2
A8	*at Richmond	L	4-5
A9	*William & Mary	W	5-4
A11	Virginia	L	4-6 (12)
A15	*Furman	W	3-2
A15	*Furman	W	3-2
A16	Washington & Lee	W	6-3
A18	*William & Mary	W	4-3
A26	Virginia Tech	L	1-8
A27	*East Carolina	L	1-7
A27	*East Carolina	L	2-8

1975

2-18, 1-13 SoCon

Home: 1-9 Away: 1-9 Neutral: 0-0

Coach: Jerry Roane

M25	Oneonta State	L	1-10
M26	Washington & Lee	W	6-4
M27	at Virginia Tech	L	5-10
M29	*at East Carolina	L	0-3
M29	*at East Carolina	L	3-13
M31	*Appalachian State	L	1-4
A3	*at Richmond	L	2-5
A6	Virginia Tech	L	2-12
A7	at Virginia	L	1-11
A9	*at Furman	L	2-9
A9	*at Furman	L	7-10
A14	*at Appalachian State	L	4-7
A16	*at William & Mary	W	5-4
A16	*at William & Mary	L	2-8
A21	*The Citadel	L	1-5
A21	*The Citadel	L	5-6
A24	*Richmond	L	2-7
A26	*Davidson	L	4-5
A26	*Davidson	L	0-7
A30	James Madison	L	1-4

1976

6-23, 2-12 SoCon

Coach: Jerry Roane

M13	Connecticut	L	0-2
M13	Connecticut	L	1-6
M21	Massachusetts-Dartmouth	L	2-8
M21	Massachusetts-Dartmouth	L	2-7
M21	Massachusetts-Dartmouth	W	3-2
M24	Oneonta State	W	3-2
M25	Washington & Lee	W	11-0
M27	*Davidson	W	5-3
M27	*Davidson	L	4-5
M29	*William & Mary	L	3-4
A1	James Madison	W	9-7
A1	James Madison	L	0-15
A3	Virginia Tech	L	12-19
A5	*Furman	L	0-4
A5	*Furman	L	3-4
A7	*Richmond	L	4-17
A8	Virginia	L	6-8
A10	*The Citadel	W	6-3
A10	*The Citadel	L	4-9

A14	*at Appalachian State	L	1-13
A17	Old Dominion	L	2-4
A19	*Appalachian State	L	2-9
A20	Washington & Lee	L	7-12
A21	*at Richmond	L	3-9
A24	*East Carolina	L	1-11
A24	*East Carolina	L	0-11
A25	Virginia Tech	L	4-17
A27	*William & Mary	L	2-11
A30	Liberty	L	6-15

1977

5-19, 2-12 SoCon

Home: 4-7 Away: 1-12 Neutral: 0-0

Coach: Vern Beitzel

M24	at Virginia Tech	L	7-12
M26	*at East Carolina	L	0-8
M26	*at East Carolina	L	0-3
M27	*at William & Mary	L	0-3
M27	*at William & Mary	L	2-14
M31	at Virginia	L	1-16
A2	*Appalachian State	L	3-11
A2	*Appalachian State	W	12-10
A9	Liberty	W	8-7
A9	Liberty	W	12-1
A12	Virginia Tech	L	4-8
A15	at Richmond	L	5-6
A15	at Richmond	L	1-2
A16	*Davidson	L	1-12
A16	*Davidson	L	10-11 (13)
A18	Old Dominion	W	7-6
A21	James Madison	L	3-22
A23	*at Furman	L	1-9
A23	*at Furman	W	4-2
A25	*Western Carolina	L	12-20
A25	*Western Carolina	L	9-18
A28	at Lynchburg	L	3-5
A30	*at Marshall	L	1-2
A30	*at Marshall	L	7-8 (9)

I-Game Played at Covington, Va.

1978

2-27, 0-14 SoCon

Home: 1-11 Away: 1-16 Neutral: 0-0

Coach: Vern Beitzel

M18	*at Davidson	L	3-6
M18	*at Davidson	L	4-12
M20	*at The Citadel	L	0-1
M20	*at The Citadel	L	1-12
M22	at North Carolina Wesleyan	W	17-13
M24	at Old Dominion	L	0-7
M24	at Old Dominion	L	2-10
M31	Virginia	L	1-6
A1	*Furman	L	3-13
A1	*Furman	L	0-6
A4	James Madison	L	0-23
A8	*at Appalachian State	L	5-9
A8	*at Appalachian State	L	0-16
A10	*at Western Carolina	L	0-9
A10	*at Western Carolina	L	4-13
A12	Richmond	L	0-8
A14	Old Dominion	L	9-13
A15	*Tennessee-Chattanooga	L	6-7
A15	*Tennessee-Chattanooga	L	2-4
A18	at Richmond	L	5-13
A22	*Marshall	L	2-17
A22	*Marshall	L	5-9
	at James Madison	L	0-23
A30	Washington & Lee	L	2-3
A30	Washington & Lee	W	3-2
M1	at Liberty	L	1-5
M1	at Liberty	L	5-10
M5	at Virginia Tech	L	0-4
M5	at Virginia Tech	L	1-12



Year-By-Year Results

1979

6-25, 0-15 SoCon

Home: 5-12 Away: 1-13 Neutral: 0-0

Coach: Vern Beitzel

M17	*at Tennessee-Chattanooga	L	0-4
M17	*at Tennessee-Chattanooga	L	5-9
M19	*at Furman	L	0-18
M19	*at Furman	L	3-9
M21	William & Mary	W	6-4
M24	*Appalachian State	L	1-7
M24	*Appalachian State	L	1-5
M29	*The Citadel	L	0-10
M29	*The Citadel	L	2-3
A2	James Madison	L	3-11
A6	at Richmond	L	3-5
A6	at Richmond	L	1-2
A7	Virginia Tech	L	0-9
A10	Old Dominion	W	5-4
A10	Old Dominion	L	1-10
A13	*at East Tenn. State	L	1-11
A13	*at East Tenn. State	L	2-9
A15	*at Marshall	L	5-6
A15	*at Marshall	L	1-8
A18	at Virginia Commonwealth	L	2-5
A18	at Virginia Commonwealth	L	3-4
A22	Longwood	W	6-1
A22	Longwood	L	4-7
A23	*Western Carolina	L	3-7
A25	at James Madison	L	3-14
A28	*Davidson	L	2-3
A28	*Davidson	L	1-2
	at Virginia	W	2-1 (10)
M1	Liberty	L	0-9
M2	Washington & Lee	W	3-2
M2	Washington & Lee	W	6-3

1980

4-22, 0-12 SoCon

Home: 0-10 Away: 4-12 Neutral: 0-0

Coach: Vern Beitzel

M16	Richmond	L	10-13
M17	Massachusetts	L	1-15
M19	at James Madison	L	0-6
M20	Davis & Elkins	L	0-17
M31	*at Davidson	L	3-6
M31	*at Davidson	L	1-6
A2	*at The Citadel	L	0-11
A2	*at The Citadel	L	1-3
A10	Virginia	L	0-7
A10	Virginia	L	2-5
A12	*East Tenn. State	L	4-10
A12	*East Tenn. State	L	0-4
A16	at Old Dominion	L	3-15
A17	at William & Mary	W	7-5
A21	*at Appalachian State	L	5-12
A21	*at Appalachian State	L	3-6
A23	*at Western Carolina	L	3-4
A23	*at Western Carolina	L	7-13
A25	James Madison	L	4-21
A26	at Virginia Tech	L	2-8
A28	*Marshall	L	0-9
A28	*Marshall	L	1-7
A30	at Longwood	W	9-7
A30	at Longwood	L	4-10
M3	at Washington & Lee	W	12-5
M3	at Washington & Lee	W	2-0

1981

3-37, 0-16 SoCon

Home: 3-22 Away: 0-15 Neutral: 0-0

Coach: Jim Rowsey

M16	Davis & Elkins	L	1-21
M16	Davis & Elkins	L	2-8
M17	at James Madison	L	2-30
M20	California (Pa.)	W	12-7
M21	*Davidson	L	2-11
M21	*Davidson	L	2-13

M25	Richmond	L	4-7
M25	Richmond	L	0-14
M26	Lock Haven	L	6-20
M28	*at Tennessee-Chattanooga	L	1-12
M28	*at Tennessee-Chattanooga	L	1-22
M31	*at Furman	L	1-4
M31	*at Furman	L	2-5
A4	*The Citadel	L	1-7
A4	*The Citadel	L	3-17
A6	*Appalachian State	L	0-20
A6	*Appalachian State	L	3-10
A8	Virginia Tech	L	0-14
A9	Longwood	L	4-15
A13	*Western Carolina	L	3-6
A13	*Western Carolina	L	3-15
A15	at North Carolina Wesleyan	L	1-16
A16	at East Carolina	L	3-14
A16	at East Carolina	L	3-6
A21	*at East Tenn. State	L	1-12
A21	*at East Tenn. State	L	5-14
A22	at Virginia Tech	L	1-13
A24	James Madison	L	2-10
A25	William & Mary	L	4-5
A25	William & Mary	L	1-6
A28	Virginia Commonwealth	L	3-17
A28	Virginia Commonwealth	L	10-14
A29	*at Marshall	L	2-17
A29	*at Marshall	L	2-17
M1	Old Dominion	L	4-27
M1	Old Dominion	L	0-18
M2	Washington & Lee	W	8-7 (9)
M2	Washington & Lee	W	11-10
M4	at Virginia	L	3-13
M4	at Virginia	L	2-8

1982

11-29, 6-10 SoCon

Home: 7-14 Away: 4-15 Neutral: 0-0

Coach: Donny White

M9	*at Davidson	W	7-6
M9	*at Davidson	L	5-7
M10	at Jacksonville	L	9-2
M11	at Rollins	L	0-8
M11	at Rollins	L	6-9
M13	at Flagler	L	3-6
M13	at Flagler	L	1-2
M18	at Washington & Lee	L	5-7
M19	at James Madison	L	1-7
M23	*Marshall	L	1-5
M23	*Marshall	W	14-3
M25	Lock Haven	W	12-8
M26	Duke	L	0-10
M29	*at The Citadel	L	2-11
M29	*at The Citadel	L	0-8
M31	!at Virginia Commonwealth	L	8-9 (8)
M31	!at Virginia Commonwealth	L	3-9
A4	*Tennessee-Chattanooga	L	2-4 (10)
A4	*Tennessee-Chattanooga	L	4-5
A5	James Madison	L	7-12
A7	Virginia Tech	L	6-11
A7	Virginia Tech	L	4-12
A10	Old Dominion	L	5-6
A10	Old Dominion	L	5-13
A12	*East Tenn. State	L	2-12
A12	*East Tenn. State	L	4-7
A14	Lynchburg	W	7-6
A18	*at Western Carolina	L	4-18
A18	*at Western Carolina	L	2-7
A19	*at Appalachian State	W	5-0
A19	*at Appalachian State	W	3-1
A21	at Lynchburg	L	4-5 (12)
A24	*Furman	W	15-10
A24	*Furman	W	10-5
A28	at Bridgewater	W	12-7
A29	Virginia	W	8-1
A29	Virginia	L	1-4
M1	George Mason	L	6-14

M1	George Mason	L	11-14 (10)
M3	Washington & Lee	W	10-6

!-Game Played at Parker Field, Richmond, Va.

1983

11-25, 5-9 SoCon

Home: 6-10 Away: 5-12 Neutral: 0-3

Coach: Donny White

M8	\$at Rollins	L	4-6
M9	\$at Rollins	L	2-7
M10	\$vs. Vanderbilt	L	4-6
M11	\$at Rollins	L	1-7
M12	!vs. Yale	L	5-8
M12	!vs. Yale	L	9-10
M17	Washington & Lee	W	16-0
M23	Virginia Commonwealth	L	3-7
M24	at Virginia	L	3-11
M28	*at Furman	W	13-8
M28	*at Furman	L	0-3
M29	Lock Haven	W	4-3
M30	Mercyhurst	W	11-5
A3	*at East Tenn. State	L	2-17
A3	*at East Tenn. State	L	4-11
A4	*at Marshall	W	1-0
A4	*at Marshall	W	6-3
A6	James Madison	L	4-6
A12	William & Mary	W	10-3
A12	William & Mary	L	4-8
A17	*Davidson	L	4-7
A17	*Davidson	W	4-0
A18	*Western Carolina	L	1-4
A18	*Western Carolina	W	4-3 (8)
A20	Lynchburg	L	10-13 (10)
A21	at James Madison	L	2-12
A25	*The Citadel	L	0-5
A25	*The Citadel	L	4-6
A26	*Appalachian State	L	2-3
A26	*Appalachian State	L	2-6
A27	at Lynchburg	L	11-18
A30	at George Mason	W	5-4
A30	at George Mason	L	5-8
M2	at Virginia Tech	L	9-10
M2	at Virginia Tech	L	4-5
M3	at Washington & Lee	W	7-4

\$-Game Played at Winter Park, Fla.-Rollins College Tournament

!-Game Played at Ormond Beach, Fla.

1984

16-18, 6-7 SoCon

Home: 8-6 Away: 8-9 Neutral: 0-3

Coach: Donny White

M8	at Washington & Lee	W	8-4 (6)
M10	California (Pa.)	W	8-0
M12	at Georgia Southern	W	7-6
M14	at Armstrong Atlantic	W	2-0
M14	at Armstrong Atlantic	L	11-3
M15	!vs. Lehigh	L	5-13
M17	*at East Tenn. State	L	1-3
M17	*at East Tenn. State	W	6-4
M23	at James Madison	L	2-12
M24	*Marshall	L	2-3
M24	*Marshall	L	6-12
M27	Bluefield	W	6-3
M27	Bluefield	W	14-0
M31	*at Marshall	W	3-2
M31	*at Marshall	W	12-6
A1	*at Marshall	L	3-14
A3	Virginia	L	4-11
A6	James Madison	W	4-1
A7	*East Tenn. State	W	5-2
A9	*East Tenn. State	W	9-4
A10	*East Tenn. State	W	7-6
A12	at Richmond	W	8-1
A14	at Lynchburg	W	11-3
A16	*Appalachian State	L	1-10
A18	at Old Dominion	L	2-13

Year-By-Year Results

A19	at William & Mary	L	3-7
A19	at William & Mary	L	1-2
A21	*at Appalachian State	L	1-11
A21	*at Appalachian State	L	7-15
A25	Lynchburg	W	9-1
Southern Conference Tournament (Cullowhee, N.C.)			
A28	vs. Western Carolina	L	5-10
A28	vs. The Citadel	L	7-12
M1	Virginia Tech	L	4-6
M1	Virginia Tech	L	4-13
I-Game Played at Statesboro, Ga.			

1985

16-24, 8-10 SoCon

Home: 10-10 Away: 5-9 Neutral: 1-5

Coach: Donny White

M1	*at East Tenn. State	W	12-5
M2	*at East Tenn. State	L	2-3
M2	*at East Tenn. State	W	8-2
M6	Virginia	L	1-5
M11	\$vs. Tulane	L	6-7
M12	\$vs. Central Michigan	L	3-6
M13	\$vs. Rollins	W	8-7
M14	\$vs. Tulane	L	3-9
M15	\$vs. Central Michigan	L	10-15
M16	\$vs. Rollins	L	7-15
M20	at James Madison	L	4-9
M23	*at Marshall	L	5-10
M23	*at Marshall	W	9-4
M24	*at Marshall	W	5-4
M26	Virginia Commonwealth	W	6-4
M28	at Washington & Lee	W	10-1
M30	*Marshall	L	1-4
M30	*Marshall	W	10-7
M31	*Marshall	L	5-12
A3	James Madison	L	5-6
A4	Shenandoah	W	21-9
A5	*East Tenn. State	L	10-14
A5	*East Tenn. State	W	9-1
A6	*East Tenn. State	W	12-5
A9	William & Mary	W	15-6
A9	William & Mary	L	5-8 (10)
A10	Lynchburg	W	10-4
A13	*at Appalachian State	L	6-8
A13	*at Appalachian State	L	3-13
A14	*at Appalachian State	L	3-26
A17	at Virginia Tech	L	3-13
A19	*Appalachian State	L	5-18
A20	*Appalachian State	W	8-3
A20	*Appalachian State	L	6-18
A24	at Lynchburg	L	2-5
A30	at Virginia	L	5-8
M3	Virginia Tech	L	3-16
M5	Richmond	L	3-11
M5	Richmond	W	7-0
M6	Washington & Lee	W	10-9

\$-Game Played at Winter Park, Fla.-Rollins College Tournament

1986

15-25, 7-11 SoCon

Home: 10-7 Away: 4-17 Neutral: 1-1

Coach: Donny White

M3	at Richmond	L	0-3
M4	at Virginia Commonwealth	L	6-7
M7	*East Tenn. State	W	8-5
M7	*East Tenn. State	L	2-5
M8	*East Tenn. State	L	7-10
M9	at Florida Tech	L	1-11
M10	at Florida Tech	L	0-6
M11	at Florida Tech	L	4-5 (10)
M12	!vs. Sacred Heart	W	9-2
M18	Ferrum	W	8-5
M19	James Madison	L	6-13
M22	*Marshall	W	9-3
M22	*Marshall	W	5-1
M23	*Marshall	W	18-15

M25	Lock Haven	W	10-4
M25	Lock Haven	W	6-4
M26	at James Madison	L	6-7
M28	*at Marshall	W	6-3
M28	*at Marshall	L	12-13
M29	*at Marshall	L	8-9
M31	Washington & Lee	W	10-9
A3	Oneonta State	W	13-3
A5	*at East Tenn. State	W	8-7
A5	*at East Tenn. State	L	3-5
A6	*at East Tenn. State	L	10-11 (10)
A9	Virginia	L	9-12
A10	at Lynchburg	L	1-4
A11	*Appalachian State	L	2-14
A11	*Appalachian State	L	4-12
A12	*Appalachian State	W	8-1
A15	William & Mary	W	2-1 (10)
A15	William & Mary	L	10-13
A19	*at Appalachian State	L	3-12
A19	*at Appalachian State	L	7-8
A20	*at Appalachian State	L	5-6 (11)
A22	\$vs. Virginia	L	0-17
A29	at Washington & Lee	W	28-17
A30	at Virginia Tech	L	4-27
M2	at Old Dominion	L	7-15
M4	Virginia Tech	L	6-9

!-Game Played at Melbourne, Fla.

\$-Game Played at Madison, Va.

1987

16-16-1, 8-4 SoCon-SoCon Tournament Finalists

Home: 5-4 Away: 9-10-1 Neutral: 2-2

Coach: Donny White

M5	at Duke	L	2-8
M6	*at East Tenn. State	W	12-8
M6	*at East Tenn. State	W	21-4
M7	*at East Tenn. State	W	15-5
M10	at Florida Tech	T	10-10
M11	at Florida Tech	L	1-7
M12	at Florida Tech	L	1-14
M13	at Florida Tech	L	6-7
M18	at James Madison	L	2-5
M21	*at Marshall	W	6-5
M21	*at Marshall	W	7-6
M22	*at Marshall	W	17-9
M24	at Virginia	L	0-8
M28	*at Appalachian State	L	1-6
M28	*at Appalachian State	W	6-1
M29	*at Appalachian State	L	4-6
A2	!Radford	W	8-1
A2	!Radford	W	10-3
A7	at William & Mary	L	2-3
A7	at William & Mary	W	6-4
A8	!Longwood	L	7-8
A11	*Marshall	W	4-3
A11	*Marshall	L	2-5
A12	*Marshall	L	4-8
A14	at Ferrum	L	3-5
A20	\$Lynchburg	W	25-9
A22	&James Madison	L	4-11

Southern Conference Tournament (Asheville, N.C.)

A24	vs. Western Carolina	L	4-16
A25	vs. Davidson	W	15-7
A25	vs. Appalachian State	W	10-9
A26	vs. Western Carolina	L	4-9
A30	at Virginia Tech	W	13-12
M1	!Washington & Lee	W	12-4

!-Game Played at Washington & Lee

\$-Game Played in Salem, Va.

&-Game Played at James Madison University

1988

20-20, 11-7 SoCon-North Division Champions

Home: 10-5 Away: 7-8 Neutral: 3-7

Coach: Paul Maini

F28	!Mary Washington	W	9-2
M3	at Duke	L	5-7

M7	\$vs. Maine	L	9-11 (10)
M8	\$vs. Wake Forest	L	0-10
M9	\$vs. Rollins	W	5-4
M10	\$vs. Maine	L	1-6
M10	\$vs. Villanova	W	16-4
M11	\$vs. Wake Forest	L	5-6 (10)
M12	\$vs. Rollins	W	5-1
M16	at James Madison	L	3-23
M19	*Marshall	W	25-6
M19	*Marshall	L	7-15
M20	*Marshall	L	7-21
M22	at James Madison	L	0-18
M23	at Radford	W	11-4
M26	*Appalachian State	L	1-7 (5)
M27	*Appalachian State	W	8-4
M28	!*Appalachian State	W	6-4
M29	West Chester	L	3-4
M30	Bucknell	W	6-4
A2	*at East Tenn. State	L	3-7
A2	*at East Tenn. State	W	1-0
A3	*at East Tenn. State	W	5-3
A5	Virginia	L	5-11
A6	Richmond	W	7-6
A9	*at Marshall	L	8-9 (10)
A10	*at Marshall	W	8-2
A10	*at Marshall	W	9-7
A14	Longwood	W	11-8
A16	*at Appalachian State	W	12-5
A16	*at Appalachian State	L	8-9
A17	*at Appalachian State	L	7-8
A20	at Lynchburg	L	3-11
A21	at Richmond	L	3-8
A23	*East Tenn. State	W	7-2
A23	*East Tenn. State	W	7-1
A24	*East Tenn. State	W	20-3
A26	at Virginia	W	5-3

Southern Conference Tournament (Asheville, N.C.)

A29	vs. The Citadel	L	8-9
A30	vs. Appalachian State	L	4-11

!-Game Played at Washington & Lee

\$-Game Played at Winter Park, Fla.-Rollins College Tournament

1989

16-23, 8-7 SoCon

Home: 10-6 Away: 6-15 Neutral: 0-2

Coach: Paul Maini

M2	at Duke	L	4-5
M4	at Virginia Commonwealth	L	3-4 (10)
M9	at Bridgewater	L	6-7
M10	at Liberty	W	5-3
M11	*at East Tenn. State	W	10-3
M11	*at East Tenn. State	W	13-1
M12	*at East Tenn. State	L	1-5
M14	at Old Dominion	L	4-9
M16	at Richmond	W	5-3
M19	Utica	W	7-6
M22	Oneonta State	W	8-6
M22	Richmond	L	6-10
M25	*Marshall	L	5-11
M25	*Marshall	W	8-3
M27	Bucknell	W	3-2
M28	at Virginia	L	13-14 (10)
M29	Clarkson	W	9-3
M30	at James Madison	L	6-10
A1	*at Western Carolina	W	10-3
A1	*at Western Carolina	L	4-7
A2	*at Western Carolina	L	2-3
A3	at Radford	L	4-26
A6	James Madison	W	8-7
A9	*Appalachian State	L	3-8
A9	*Appalachian State	L	7-10
A10	at Liberty	L	5-6
A11	at Virginia Tech	L	8-20
A12	Radford	L	7-14
A14	at Wake Forest	L	5-6
A16	*at Furman	W	8-5



Year-By-Year Results

A16	*at Furman	L	6-7
A17	Virginia	L	8-14
A19	Shenandoah	W	9-4
A20	at Ferrum	L	0-9(Forf.)
A22	*The Citadel	W	13-2
A22	*The Citadel	W	6-4
A23	*The Citadel	W	5-4

Southern Conference Tournament (Asheville, N.C.)

A27	The Citadel	L	11-17
A28	Furman	L	5-7

1990

12-26, 6-8 SoCon

Home: 7-8 Away: 5-16 Neutral: 0-2

Coach: Paul Maini

F17	at Mary Washington	W	3-1
F23	at Florida State	L	1-17
F24	at Florida State	L	2-3
F25	at Florida State	L	0-8
M3	George Mason	W	9-3
M3	George Mason	W	10-2
M6	at Virginia	W	5-4
M7	at Virginia Tech	L	2-9
M9	Holy Cross	L	11-25 (8)
M11	at Columbus State	L	4-6
M12	at Columbus State	L	2-10
M13	at Columbus State	L	4-9
M14	at West Georgia	L	2-13
M15	at Auburn	L	1-11
M17	*at Marshall	L	10-16
M18	*at Marshall	W	7-0
M18	*at Marshall	L	5-6
M21	at James Madison	L	1-10
M22	Bridgewater	L	8-9
M25	*Western Carolina	L	5-8
M25	*Western Carolina	L	0-4
M26	Bucknell	W	8-7
M31	*at Appalachian State	L	9-14
A1	*at Appalachian State	W	6-2
A1	*at Appalachian State	W	8-2
A4	at Richmond	L	2-5
A5	Oneonta State	W	7-5
A8	*Furman	W	4-3
A8	*Furman	L	3-13 (8)
A11	James Madison	L	1-10
A13	*at The Citadel	L	3-8
A17	at Liberty	L	8-12
A19	Richmond	L	0-5
A21	*East Tenn. State	W	9-2
A21	*East Tenn. State	L	1-10
A22	*East Tenn. State	W	6-5

Southern Conference Tournament (Charleston, S.C.)

A26	%Appalachian State	L	2-9
A27	%Furman	L	9-10 (10)

1991

2-25-1, 1-15 SoCon

Home: 1-14-1 Away: 1-19 Neutral: 0-2

Coach: Paul Maini

F27	at William & Mary	L	0-4
M1	Bucknell	L	8-12 (8)
M2	Virginia Commonwealth	L	3-11
M6	Radford	T	11-11 (8)
M7	at Virginia	L	5-16
M9	*Marshall	L	1-11
M9	*Marshall	L	2-10
M10	*Marshall	L	0-16
M16	*at Western Carolina	L	2-14
M16	*at Western Carolina	L	1-20
M17	*at Western Carolina	L	2-21
M19	at James Madison	L	0-22
M20	at Richmond	L	8-17
M21	at Bridgewater	L	3-11
M24	*Appalachian State	L	2-17
M24	*Appalachian State	L	6-7
M25	West Chester	W	12-4
M27	at George Mason	L	4-9

M30	*at Furman	L	3-5
M30	*at Furman	L	6-8
A4	at Liberty	L	2-8
A6	*The Citadel	L	1-5
A6	*The Citadel	L	0-9
A7	*The Citadel	L	3-8
A9	James Madison	L	2-19
A10	at Radford	L	8-9
A11	Liberty	L	4-14
A13	*at East Tenn. State	L	3-4
A13	*at East Tenn. State	L	4-10
A14	*at East Tenn. State	W	4-3
A16	Virginia Tech	L	3-12
A17	Richmond	L	4-8
A20	at Wake Forest	L	3-10
A20	at Wake Forest	L	4-8
A21	at Wake Forest	L	2-12
A23	at Virginia Tech	L	1-16

Southern Conference Tournament (Charleston, S.C.)

A25	vs. Western Carolina	L	2-18
A26	vs. Furman	L	3-8

1992

11-39, 4-15 SoCon

Home: 6-15 Away: 4-22 Neutral: 1-2

Coach: Chris Finwood

F14	at Florida State	L	4-10
F15	at Florida State	L	0-20
F16	at Florida State	L	4-5 (10)
F21	Shenandoah	W	7-2
F22	Virginia	L	5-14
F28	Bucknell	L	4-15
F29	at Mary Washington	W	11-6
M1	at George Mason	L	3-6
M2	at Virginia Tech	L	5-16
M5	Holy Cross	W	21-0
M7	*Western Carolina	L	4-7 (7)
M8	*Western Carolina	L	3-8 (7)
M8	*Western Carolina	W	6-5 (7)
M10	at Old Dominion	L	3-12 (9)
M10	at Old Dominion	L	0-15
M11	at Virginia Wesleyan	W	13-4 (8)
M12	C.W. Post	L	4-12
M14	*at Appalachian State	L	0-2
M14	*at Appalachian State	L	5-6 (7)
M15	*at Appalachian State	W	12-8
M17	James Madison	L	5-8
M19	Bridgewater	L	1-10
M21	*Furman	L	3-17 (7)
M21	*Furman	L	3-11 (9)
M22	*Furman	L	4-7
M24	at Liberty	L	11-12 (10)
M25	Richmond	L	2-16
M26	at Radford	L	2-5
M28	*at The Citadel	L	1-4
M28	*at The Citadel	L	3-5 (7)
M29	*at The Citadel	L	0-9
M31	Liberty	W	7-6 (10)
A1	Radford	W	7-6
A2	Virginia Commonwealth	L	2-9
A5	*at East Tenn. State	W	10-8 (7)
A5	*at East Tenn. State	L	2-5 (7)
A7	at Virginia Commonwealth	L	2-9
A9	at James Madison	L	6-10
A11	*Georgia Southern	W	5-3
A11	*Georgia Southern	L	3-4 (8)
A12	*Georgia Southern	L	2-11
A13	at Virginia	L	1-12
A15	at Richmond	L	1-14
A18	*at Marshall	L	1-5
A18	*at Marshall	L	4-6 (7)

Southern Conference Tournament (Charleston, S.C.)

A23	vs. Western Carolina	L	2-3
A24	vs. Furman	W	5-3
A25	vs. East Tenn. State	L	3-20
A29	George Mason	L	1-8
M2	at UNC Greensboro	L	5-6

I-Game Played in Lenoir, N.C.

1993

20-29, 5-15 SoCon

Home: 15-13 Away: 2-13 Neutral: 3-3

Coach: Chris Finwood

F14	at North Carolina A&T	W	8-4
F20	at Duke	W	8-3
F23	at Virginia	L	3-6
F24	Shenandoah	W	11-1
F28	*at Davidson	L	3-8 (7)
F28	*at Davidson	L	0-4 (7)
M2	at Washington & Lee	W	4-2
M5	Bucknell	W	5-4
M6	*East Tenn. State	L	5-6 (9)
M6	*East Tenn. State	L	2-6 (7)
M7	*East Tenn. State	W	6-4
M9	Juniata	W	9-1
M11	at Bridgewater	L	3-5
M15	at N.C. State	L	1-11
M16	&vs. UNC Greensboro	L	4-6
M21	*Georgia Southern	L	6-8
M21	*Georgia Southern	W	8-6
M22	*Georgia Southern	L	6-10
M24	at Richmond	L	2-8
M25	Howard	W	11-2
M27	*!at Marshall	L	0-7
M28	*!at Marshall	L	2-3
M28	*!at Marshall	L	5-12
M31	Mary Washington	L	1-5 (7)
A1	at James Madison	L	2-4 (7)
A3	UNC Greensboro	W	12-5
A4	UNC Greensboro	W	4-3
A4	UNC Greensboro	W	6-3
A7	Old Dominion	L	3-6
A10	*Western Carolina	W	4-3 (7)
A10	*Western Carolina	W	7-1 (7)
A11	*Western Carolina	L	1-13
A13	William & Mary	W	5-1
A13	William & Mary	L	5-6 (11)
A14	Richmond	L	2-5
A17	*Appalachian State	W	5-1 (7)
A17	*Appalachian State	L	1-2 (7)
A18	*Appalachian State	L	3-10
A19	Radford	W	8-4
A20	Virginia Commonwealth	L	11-14
A22	Virginia Tech	L	0-6
A24	*at The Citadel	L	2-3
A24	*at The Citadel	L	0-2 (7)
A25	*at The Citadel	L	2-3

Southern Conference Tournament (Charleston, S.C.)

A29	vs. Georgia Southern	W	8-0
A30	vs. Davidson	W	15-5
M1	vs. Western Carolina	W	8-4

SoCon Championship Series (Charleston, S.C.)

M2	vs. Western Carolina	L	5-12
M2	vs. Western Carolina	L	1-5

&-Game Played in Raleigh, N.C.

I-Game Played in Boyd Co., Ky.

1994

21-29, 10-13 SoCon

Home: 15-6 Away: 4-20 Neutral: 2-3

Coach: Chris Finwood

F14	at Duke	W	2-1
F17	at UNC Greensboro	L	1-9
F20	Georgetown	W	10-9
F25	Virginia Commonwealth	L	7-9
F26	*Davidson	W	4-0
F26	*Davidson	L	6-9
F27	*Davidson	W	7-6
M5	*at East Tenn. State	W	8-1
M5	*at East Tenn. State	L	2-11
M6	*at East Tenn. State	L	5-14
M11	Davis & Elkins	W	4-0
M12	*Furman	W	8-5
M12	*Furman	W	6-2

M13	*Furman	W	6-4 (10)
M14	at Virginia Wesleyan	L	4-14
M15	at Old Dominion	L	5-17
M16	at William & Mary	L	3-4 (10)
M17	at Wake Forest	L	8-9
M19	*at Georgia Southern	L	0-4
M19	*at Georgia Southern	L	1-10
M20	*at Georgia Southern	L	0-4
M22	Radford	W	10-1
M23	at James Madison	L	2-17
M25	North Carolina A&T	W	14-4
M26	*Marshall	L	1-8
M26	*Marshall	W	7-1
M30	at Richmond	L	2-6
A4	Liberty	L	7-13
A7	at George Mason	L	4-6
A9	*at Western Carolina	L	3-9
A9	*at Western Carolina	L	1-5
A10	*at Western Carolina	W	3-1
A12	!vs. James Madison	L	7-13
A14	Virginia	W	12-3
A16	*at Appalachian State	L	2-13
A16	*at Appalachian State	L	1-8
A17	*at Appalachian State	W	11-6
A20	at Virginia Commonwealth	L	1-6
A21	at Liberty	L	2-9
A22	Howard	W	11-1
A22	Howard	W	16-4
A23	*The Citadel	L	7-8
A23	*The Citadel	W	8-6
A24	*The Citadel	L	2-6
A25	at Radford	L	4-12
A26	Washington & Lee	W	9-4

Southern Conference Tournament (Charleston, S.C.)

A28	%vs. Georgia Southern	W	6-4
A29	%vs. Marshall	W	6-4
A30	%vs. The Citadel	L	3-4
M1	%vs. Western Carolina	L	1-7

I-Game Played in Staunton, Va.

1995

19-28, 10-14 SoCon

Home: 10-12 Away: 8-10 Neutral: 1-5

Coach: Scott Gines

F10	#vs. South Carolina	L	2-6
F12	#vs. Tennessee	L	4-11
F21	at Virginia Commonwealth	L	6-7 (11)
F24	Bucknell	W	8-7
F25	*East Tenn. State	L	3-5 (15)
F26	*East Tenn. State	W	9-8
F26	*East Tenn. State	W	16-6
F28	at Virginia	L	1-5
M4	*at Furman	L	7-10 (11)
M5	*at Furman	L	6-7
M5	*at Furman	W	7-3
M7	William & Mary	L	2-4
M10	Juniata	W	15-1
M11	*Georgia Southern	L	6-8
M11	*Georgia Southern	L	4-6
M12	*Georgia Southern	L	3-11
M14	at Campbell	L	3-6
M16	at William & Mary	W	8-7
M18	*at Marshall	L	3-7
M18	*at Marshall	W	7-6
M19	*at Marshall	W	6-4
M21	James Madison	L	5-7
M24	West Chester	W	13-5
M25	West Chester	L	2-6
M25	West Chester	W	9-3
M28	at Liberty	W	8-6
A1	*Western Carolina	L	0-1
A1	*Western Carolina	W	2-1
A2	*Western Carolina	L	2-7
A4	Virginia Commonwealth	L	11-13
A5	at Richmond	L	4-7
A6	at James Madison	L	2-9
A8	*Appalachian State	W	12-7

A8	*Appalachian State	W	9-6
A9	*Appalachian State	L	9-11
A13	Virginia	W	6-4
A15	*at The Citadel	L	2-3
A15	*at The Citadel	L	4-7
A16	*at The Citadel	L	1-3
A18	Virginia Tech	L	1-5
A22	*at Davidson	L	10-12
A22	*at Davidson	W	4-1
A23	*at Davidson	W	2-1
A25	Washington & Lee	W	6-1

Southern Conference Tournament (Charleston, S.C.)

A27	vs. Georgia Southern	L	3-4
A28	vs. Appalachian State	W	13-4
A29	vs. East Tenn. State	L	4-8

#Denotes Game Played at Southern Challenge-Charleston, S.C.

1996

17-29, 7-16 SoCon

Home: 11-6 Away: 3-16 Neutral: 3-7

Coach: Scott Gines

F9	!vs. Old Dominion	L	7-13
F10	!vs. N.C. State	L	3-11
F11	!vs. UNC Greensboro	L	5-6
F17	at Auburn	L	0-14
F17	at Auburn	L	0-6
F18	at Auburn	L	3-14
F25	*Furman	L	3-6
F25	*Furman	L	1-7
F26	*Furman	L	0-2 (5)
M2	*at Georgia Southern	L	6-14
M2	*at Georgia Southern	L	6-16
M3	*at Georgia Southern	L	5-14
M7	Saint Rose	W	12-4
M9	at Elizabethtown	L	0-1
M13	*Marshall	W	5-3
M13	*Marshall	W	6-4
M14	*Marshall	W	9-8
M16	Youngstown State	L	3-10
M18	Youngstown State	L	7-12
M18	Youngstown State	W	7-6
M20	Hartford	W	6-2
M20	Hartford	W	3-2
M23	*at Western Carolina	L	6-8
M23	*at Western Carolina	L	1-3
M24	*at Western Carolina	L	5-13
M27	at William & Mary	L	9-10
M27	at William & Mary	W	2-1
M30	*at Appalachian State	L	11-12 (10)
M30	*at Appalachian State	L	4-6
M31	*at Appalachian State	L	1-7
A3	William & Mary	W	8-4
A3	William & Mary	W	8-3
A6	*The Citadel	L	4-14
A6	*The Citadel	L	1-5
A7	*The Citadel	W	13-5
A13	*Davidson	L	3-11
A14	*Davidson	W	8-4
A14	*Davidson	L	3-9
A17	Bluefield	W	6-5
A21	*at East Tenn. State	W	3-2
A21	*at East Tenn. State	W	5-1
A22	at Virginia	L	4-9

Southern Conference Tournament (Charleston, S.C.)

A25	vs. Western Carolina	W	7-3
A27	vs. East Tenn. State	W	4-2
A27	vs. Georgia Southern	L	2-11
A28	vs. The Citadel	L	5-8

!-Southern Challenge, Charleston, S.C.

1997

13-35, 6-13 SoCon

Home: 8-17 Away: 3-14 Neutral: 2-4

Coach: Scott Gines

F6	at Troy	W	3-2
F7	#vs. Air Force	L	2-3

F8	^vs. Troy	W	4-3
F9	^vs. Air Force	W	6-3
F9	^vs. Troy	L	3-9
F14	at Alabama-Birmingham	L	5-18
F15	at Samford	L	5-17
F16	at Alabama-Birmingham	L	3-16
F22	*Georgia Southern	L	6-21
F22	*Georgia Southern	L	1-5
F23	*Georgia Southern	L	11-15
F27	Liberty	W	9-4
M4	at South Carolina	L	6-16
M5	at South Carolina	L	4-18
M7	Akron	L	3-22
M9	Akron	L	5-8
M9	Akron	L	3-12
M11	Old Dominion	L	5-13
M12	Old Dominion	L	7-19
M15	*Western Carolina	W	17-9
M15	*Western Carolina	W	6-5
M16	*Western Carolina	L	6-13
M20	Hartford	L	9-16 (7)
M22	*Appalachian State	L	10-14
M22	*Appalachian State	W	3-1
M23	*Appalachian State	W	15-11
M25	Virginia	L	3-13
M27	LeMoyne	W	16-10
M29	*at The Citadel	W	11-10 (11)
M29	*at The Citadel	L	3-12
M30	*at The Citadel	L	10-19
A1	Wofford	L	5-6
A2	Wofford	W	9-7
A3	William & Mary	L	5-17
A5	*at Davidson	L	4-5
A5	*at Davidson	W	8-4
A8	at Auburn	L	2-14
A9	at Auburn	L	3-17
A13	*East Tenn. State	L	14-20
A13	*East Tenn. State	L	5-13
A15	at William & Mary	L	5-6
A16	Howard	W	15-5
A16	Howard	L	6-7
A19	*at Furman	L	4-6
A19	*at Furman	L	6-7
A20	*at Furman	L	5-9

Southern Conference Tournament (Charleston, S.C.)

A24	vs. Western Carolina	L	3-4
A25	vs. East Tennessee State	L	3-7

#-Game Played in Troy, Ala.

^ -Game Played in Montgomery, Ala.

1998

14-35, 7-17 SoCon

Home: 9-15 Away: 5-20 Neutral: 0-0

Coach: Scott Gines

F14	at Troy	L	8-13
F14	at Troy	L	3-20
F15	at Troy	L	6-18
F21	Bucknell	L	4-15
F21	Bucknell	W	9-8
F22	Bucknell	L	2-3
F24	at Liberty	L	14-15
F25	at Virginia	L	7-13 (8)
F28	Mount St. Mary's	W	11-1 (6)
M1	at Duke	L	4-8
M1	at Duke	L	2-14 (5)
M3	at South Carolina	L	11-14
M4	at South Carolina	L	5-8
M7	Brown	W	10-5
M7	Brown	W	2-0
M7	Brown	L	2-3 (5)
M10	Marshall	W	17-10
M11	Marshall	L	4-6
M12	Marshall	L	2-7
M14	*at Wofford	L	2-16
M14	*at Wofford	W	10-4
M15	*at Wofford	L	4-5
M17	George Washington	W	9-3



Year-By-Year Results

M18	George Washington	L	4-8
M21	*at Georgia Southern	W	7-4
M21	*at Georgia Southern	L	6-7
M22	*at Georgia Southern	L	2-8
M24	Ohio	L	1-5
M25	William & Mary	L	6-14
M26	Maryland-Baltimore County	W	15-5
M28	*at Western Carolina	L	1-25
M28	*at Western Carolina	L	7-8
M29	*at Western Carolina	L	4-11
A1	*UNC Greensboro	L	9-15
A1	*UNC Greensboro	L	2-9
A2	*UNC Greensboro	L	6-20
A4	*at East Tenn. State	L	3-7
A5	*at East Tenn. State	L	3-12
A5	*at East Tenn. State	W	10-2
A7	at Auburn	L	7-19
A11	*Appalachian State	W	12-11 (10)
A11	*Appalachian State	W	4-3 (9)
A12	*Appalachian State	L	5-8
A15	*at Davidson	W	11-0
A15	*at Davidson	L	7-9
A16	*at Davidson	W	10-4
A25	*The Citadel	L	4-8
A25	*The Citadel	L	4-7
A25	*The Citadel	L	6-10

1999

22-27, 13-16 SoCon

Home: 14-10 Away: 8-15 Neutral: 0-2

Coach: Scott Gines

F13	*at College of Charleston	L	2-15
F13	*at College of Charleston	L	4-11
F14	*at College of Charleston	W	9-8
F20	*at Davidson	W	11-5
F21	*at Davidson	W	5-2
F21	*at Davidson	W	10-5
F27	*at Furman	L	2-14
F27	*at Furman	L	2-5
F28	*at Furman	W	7-6
M3	at Richmond	L	7-14 (6)
M5	Mount St. Mary's	W	24-9 (8)
M6	Mount St. Mary's	W	21-5
M7	Mount St. Mary's	W	13-5
M7	Mount St. Mary's	W	6-3
M13	*at The Citadel	L	2-16
M13	*at The Citadel	L	4-17
M14	*at The Citadel	L	4-8
M19	IUPUI	L	4-6
M20	East Tenn. State	W	7-6
M20	IUPUI	W	14-3
M27	*at Appalachian State	L	7-13
M27	*at Appalachian State	W	6-4
M28	*at Appalachian State	L	16-19
M30	Brown	W	12-11
M30	Brown	L	7-11
M31	Brown	L	8-9
A3	*Wofford	W	12-10
A3	*Wofford	W	5-4
A4	*Wofford	W	9-5
A7	Marshall	W	12-10
A7	Marshall	L	4-5
A10	*Georgia Southern	L	3-11
A10	*Georgia Southern	W	13-10
A13	at William & Mary	L	3-9
A17	*East Tenn. State	L	9-16
A17	*East Tenn. State	W	2-1
A17	*East Tenn. State	W	14-7
A20	William & Mary	L	5-12
A24	*Western Carolina	L	5-18
A24	*Western Carolina	L	4-10
A25	*Western Carolina	L	4-7
A30	*at UNC Greensboro	L	1-3
M1	*at UNC Greensboro	W	2-1
M1	*at UNC Greensboro	L	0-7
M11	at Bucknell	L	3-4
M12	at Bucknell	L	3-5

M12	at Bucknell	W	6-1
Southern Conference Tournament (Charleston, S.C.)			
M19	College of Charleston	L	4-15
M20	Western Carolina	L	4-8
*- Denotes Southern Conference Game			

2000

19-30, 11-19 SoCon

Home: 8-15 Away: 8-14 Neutral: 3-1

Coach: Scott Gines

F11	%Air Force	W	14-7
F12	%Air Force	L	2-7
F12	%Air Force	W	19-8
F13	%Air Force	W	10-9
F19	*at Davidson	L	6-7
F20	*at Davidson	L	5-6
F20	*at Davidson	L	3-11
F26	*at Western Carolina	W	8-3
F26	*at Western Carolina	L	7-11
F27	*at Western Carolina	W	7-6
M3	*at Georgia Southern	L	4-17
M4	*at Georgia Southern	L	7-8
M5	*at Georgia Southern	W	7-5
M6	at Liberty	L	2-9
M11	*at Wofford	L	3-9
M12	*at Wofford	L	13-16
M12	*at Wofford	W	6-5
M18	*Furman	L	18-25
M19	*Furman	W	10-7
M19	*Furman	L	7-8
M22	Howard	W	6-5
M22	Howard	W	9-8
M24	*UNC Greensboro	L	3-16
M25	*UNC Greensboro	L	10-21
M26	*UNC Greensboro	W	10-9
M28	Brown	L	7-16
M28	Brown	W	10-7
M29	Brown	L	6-8
M31	*The Citadel	L	5-13
A1	*The Citadel	W	14-12
A2	*The Citadel	L	1-18 (5)
A4	at Bucknell	L	3-11
A5	at Bucknell	W	8-4
A8	*at East Tenn. State	L	2-5
A9	*at East Tenn. State	W	5-4
A9	*at East Tenn. State	W	9-4
A11	William & Mary	L	12-14
A15	*Appalachian State	L	7-14
A15	*Appalachian State	L	3-8
A16	*Appalachian State	W	7-14
A22	*College of Charleston	L	3-13
A22	*College of Charleston	W	13-8
A23	*College of Charleston	L	5-7
A26	at Marshall	W	4-3
A26	at Marshall	L	12-13
A28	at William & Mary	L	3-5
A28	at William & Mary	L	2-9
A30	Richmond	L	7-17
M2	Liberty	L	7-15

%- Played in Tampa, Fla.

2001

15-32, 8-19 SoCon

Home: 8-15 Away: 6-14 Neutral: 1-3

Coach: Tom Slater

F9	%Air Force	L	3-4
F10	%Air Force	L	7-15
F10	%Air Force	W	7-2
F11	%Air Force	L	1-6
F17	Bucknell	L	10-13
F	Bucknell	L	6-9
F18	Bucknell	W	10-9
F20	at Richmond	L	6-12
F27	Radford	L	3-12
M2	*at The Citadel	L	0-8
M3	*at The Citadel	L	1-8
M4	*at The Citadel	L	2-7

M9	*at UNC Greensboro	L	6-10
M10	*at UNC Greensboro	L	4-13
M11	*at UNC Greensboro	L	9-14
M13	at Virginia Commonwealth	L	0-7
M14	at Norfolk State	W	11-2
M17	Lafayette	W	7-3
M17	Lafayette	W	3-2
M18	Lafayette	W	11-5 (7)
M24	*at Furman	W	5-2
M24	*at Furman	L	4-7
M25	*at Furman	W	6-4
M27	Brown	L	5-10
M28	Brown	W	7-3
A4	at Virginia Tech	L	3-7
A7	*Georgia Southern	L	4-18
A7	*Georgia Southern	L	4-9
A8	*Georgia Southern	L	14-21
A14	*at Appalachian State	L	6-9
A14	*at Appalachian State	W	10-9
A15	*at Appalachian State	L	5-17
A18	at William & Mary	L	1-12 (7)
A21	*Davidson	L	7-8
A22	*Davidson	L	4-17
A22	*Davidson	W	8-2
A24	Richmond	L	4-17
A27	*at College of Charleston	W	6-2
A28	*at College of Charleston	L	1-8
A29	*at College of Charleston	W	7-4
M2	Virginia Commonwealth	L	5-13
M5	*East Tenn. State	L	2-9
M5	*East Tenn. State	L	12-17
M6	*East Tenn. State	W	11-5
M12	*Western Carolina	L	3-5
M12	*Western Carolina	W	15-8
M13	*Western Carolina	L	3-6

%- Played in Tampa, Fla.

2002

10-41, 1-27 SoCon

Home: 8-17; Away: 2-24

Coach Tom Slater

F8	at Samford	L	1-11
F9	at Samford	L	0-2
F9	at Samford	L	7-11
F15	Coppin State	W	10-0
F16	Coppin State	W	6-2
F19	at Richmond	L	1-9
F23	Howard	W	13-0
F23	Howard	W	11-5
F24	Howard	W	17-0
F26	George Mason	L	4-10
M3	Army	W	5-2
M3	Army	W	4-2
M5	Richmond	L	2-10
M8	*at Georgia Southern	L	0-8
M9	*at Georgia Southern	L	1-13
M10	*at Georgia Southern	L	0-9
M13	at Old Dominion	L	7-8
M16	Lafayette	L	2-3
M16	Lafayette	L	2-9
M23	*at Wofford	L	4-5
M24	*at Wofford	L	3-9
M24	*at Wofford	L	6-7
M29	*UNC Greensboro	L	1-5
M30	*UNC Greensboro	L	1-6
A2	at Coppin State	W	28-0
A3	at Radford	L	1-2
A6	*Furman	L	0-12
A6	*Furman	L	6-9
A7	*Furman	L	5-15
A12	*at East Tenn. State	L	3-8
A13	*at East Tenn. State	L	1-17
A14	*at East Tenn. State	L	3-8
A17	at William & Mary	L	1-9
A20	*Appalachian State	L	6-16
A20	*Appalachian State	L	3-4
A24	at Virginia Commonwealth	L	0-5

A25	Norfolk State	W	7-5
A27	*at Davidson	L	2-12
A27	*at Davidson	L	1-10
A28	*at Davidson	L	6-7
M1	at Virginia Tech	L	5-7
M4	*at Western Carolina	L	0-10
M5	*at Western Carolina	L	2-6
M5	*at Western Carolina	W	7-4
M11	*College of Charleston	L	0-11
M11	*College of Charleston	L	7-9
M12	*College of Charleston	L	5-15
M15	at George Mason	L	5-15
M17	*The Citadel	L	2-12
M17	*The Citadel	L	4-12
M18	*The Citadel	L	5-11

2003

25-27, 16-14 SoCon

Home: 15-5 Away: 8-20 Neutral: 2-2

Coach: Tom Slater

J31	%at Florida State	L	4-12
F1	%at Florida State	L	1-5
F2	at Florida State	L	3-10
F8	at Samford	L	1-2
F8	at Samford	L	1-3
F9	at Samford	W	4-3
F21	at Norfolk State	W	5-0
M4	Radford	L###	1-2
M5	at Richmond	L	8-9
M7	*Davidson	W	6-1
M8	*Davidson	W	7-2
M9	*Davidson	W	9-7
M11	at Elon	L	4-5
M12	at N.C. State	L	4-9
M14	*at East Tenn. State	L	1-2
M15	*at East Tenn. State	W	3-1
M16	*at East Tenn. State	L	0-7
M18	Marist	W	8-4
M22	*Furman	L	1-7
M22	*Furman	W	8-5
M23	*Furman	W	4-3
M26	William & Mary	L	2-13
M28	*at Georgia Southern	L	0-2
M29	*at Georgia Southern	L	6-13
M30	*at Georgia Southern	L	2-3
A2	at Radford	W	11-6
A4	*UNC Greensboro	W	11-4
A5	*UNC Greensboro	L	3-8
A6	*UNC Greensboro	W	7-5
A12	Coppin State	W	16-6
A12	Coppin State	W	15-8
A15	at Virginia Tech	L	4-6
A18	*at Western Carolina	L	3-16
A19	*at Western Carolina	L	7-11
A20	*at Western Carolina	L	9-14
A22	at Virginia Commonwealth	L	0-1
A26	*Wofford	W	5-3
A26	*Wofford	L	5-11
A27	*Wofford	W	10-0
M3	*at Appalachian State	W	6-4
M3	*at Appalachian State	W	10-8
M4	*at Appalachian State	W	11-1
M10	*College of Charleston	L	6-18
M11	*College of Charleston	W	6-5
M12	*College of Charleston	W	5-3
M17	*at The Citadel	L	0-10
M17	*at The Citadel	W	7-6
M18	*at The Citadel	L	1-5

###-Game Later Forfeited

%-Played in Tampa, Fla.

2004

23-32, 4-20 Big South

Home: 18-12 Away: 5-20

Coach: Marlin Ikenberry

J31	at Florida State	L	7-8
F2	at Florida State	L	1-8
F7	at Mercer	L	0-4
F7	at Mercer	W	12-4
F8	at Mercer	W	6-0
F13	at Stetson	L	1-4
F15	at Stetson	W	19-13
F15	at Stetson	L	7-8
F20	Coppin State	W	17-2
F21	Coppin State	W	15-5
F22	Coppin State	W	16-3
F28	Lafayette	W	4-3
F28	Lafayette	W	7-6
F29	Lafayette	W	9-5
M3	at Richmond	L	3-6
M5	Norfolk State	W	9-4
M6	Norfolk State	W	7-6
M7	Norfolk State	W	9-8
M12	Binghamton	L	2-11
M13	Binghamton	W	6-2
M14	Binghamton	W	6-2
M17	Richmond	W	3-1
M19	*at Birmingham-Southern	L	4-6
M20	*at Birmingham-Southern	L	2-6
M21	*at Birmingham-Southern	L	3-6
M23	at Old Dominion	L	2-4
M27	Brown	W	12-7
M28	Brown	W	10-9
M28	Brown	L	3-7
M29	Brown	W	10-5
A2	*Radford	L	4-15
A3	*Radford	L	9-13
A4	*Radford	L	4-9
A9	*Coastal Carolina	L	5-8
A10	*Coastal Carolina	L	7-9
A10	*Coastal Carolina	W	4-3
A16	*at UNC Asheville	L	3-11
A17	*at UNC Asheville	L	5-6
A18	*at UNC Asheville	W	7-6
A20	at Virginia Commonwealth	L	4-5
A21	William & Mary	W	6-5
A23	*Winthrop	L	3-14
A24	*Winthrop	W	5-1
A25	*Winthrop	L	1-2
A28	at Virginia Tech	L	0-8
A30	*Charleston Southern	L	1-4
M1	*Charleston Southern	L	6-7
M2	*Charleston Southern	L	6-7
M8	*at High Point	L	4-14
M9	*at High Point	L	2-11
M10	*at High Point	W	10-2
M19	at William & Mary	L	8-13
M22	*at Liberty	L	4-8
M22	*at Liberty	L	4-10
M23	*at Liberty	L	6-7

2005

27-28, 11-13 Big South

Home: 19-8 Away: 8-18 Neutral: 0-2

Coach: Marlin Ikenberry

F4	at Florida State	L	2-8
F5	at Florida State	L	5-6
F6	at Florida State	L	0-15
F12	Hofstra	W	9-8
F12	Hofstra	L	4-5
F13	Hofstra	L	4-21
F18	at Vanderbilt	L	3-4
F19	at Vanderbilt	L	2-5
F23	at Richmond	W	17-7
F26	Coppin State	W	7-6
F26	Coppin State	W	5-4
F27	Coppin State	W	16-6
M6	Navy	W	4-0
M6	Navy	W	18-5

M7	Fairfield	W	20-2
M11	at Auburn	L	4-5
M12	at Auburn	L	0-12
M13	at Auburn	L	3-4
M16	Norfolk State	W	8-3
M18	*UNC Asheville	W	23-0
M19	*UNC Asheville	W	8-7
M20	*UNC Asheville	L	9-13
M22	at Norfolk State	W	7-4
M25	*at #21 Coastal Carolina	L	3-4
M26	*at #21 Coastal Carolina	W	3-2
M26	*at #21 Coastal Carolina	L	1-3
M30	at Virginia	L	1-2
A1	*Birmingham-Southern	L	1-4
A2	*Birmingham-Southern	L	5-6
A3	*Birmingham-Southern	L	3-15
A5	William & Mary	W	8-6
A8	Longwood	W	11-4
A9	Longwood	W	9-1
A10	Longwood	W	9-8
A15	*at Charleston Southern	W	4-1
A16	*at Charleston Southern	W	7-2
A16	*at Charleston Southern	L	0-2
A20	at William & Mary	L	6-12
A23	*at Winthrop	L	0-3
A23	*at Winthrop	L	1-6
A24	*at Winthrop	L	2-5
A27	at Virginia Tech	W	6-2
A30	*Liberty	L	5-9
M1	*Liberty	L	3-12
M1	*Liberty	W	11-9
M11	at Old Dominion	L	2-9
M13	*High Point	W	10-7
M14	*High Point	W	9-2
M15	*High Point	W	5-4
M17	Georgetown	W	16-7
M20	*at Radford	W	6-0
M21	*at Radford	W	5-4
M22	*at Radford	L	5-6

Big South Tournament (Conway, S.C.)

M25	vs. Winthrop	L	1-11
M26	vs. Radford	L	7-8

2006

30-25, 9-15 Big South

Home: 24-8 Away: 6-17

Coach: Marlin Ikenberry

F3	at Auburn	L	0-7
F4	at Auburn	W	8-5
F5	at Auburn	W	10-8
F10	at Mercer	L	5-11
F11	at Mercer	L	4-9
F12	at Mercer	W	5-4
F17	Coppin State	W	21-4
F19	Coppin State	W	10-8
F25	Lafayette	W	7-6
F25	Lafayette	W	5-4
F26	Lafayette	W	8-7
F28	at Richmond	W	6-0
M3	Albany	W	14-2
M4	Albany	W	8-3
M5	Albany	L	13-14
M8	Longwood	W	10-3
M11	Hartford	W	6-5
M11	Hartford	L	6-7
M12	Hartford	W	7-4
M15	Niagara	W	7-3
M17	*Charleston Southern	W	16-1
M18	*Charleston Southern	L	2-3 (10)
M19	*Charleston Southern	W	10-7
M22	Norfolk State	W	3-2 (10)
M26	Brown	W	7-6
M27	Brown	W	7-6
M31	*at Liberty	L	5-8
A1	*at Liberty	L	8-16
A2	*at Liberty	L	7-9
A5	at Virginia Tech	L	8-9



Year-By-Year Results

A7	*at High Point	L	1-5
A8	*at High Point	L	5-6
A9	*at High Point	W	9-2
A12	Richmond	W	15-9
A14	*Radford	W	14-6
A15	*Radford	W	11-4
A15	*Radford	L	7-12
A18	at Virginia	L	0-5
A22	*at Birmingham-Southern	W	13-1
A23	*at Birmingham-Southern	L	2-5
A24	*at Birmingham-Southern	L	3-7
A28	*at UNC Asheville	L	0-9
A29	*at UNC Asheville	L	4-10
A30	*at UNC Asheville	L	5-6
M6	*Coastal Carolina	W	8-2
M8	*Coastal Carolina	L	4-6 (10)
M8	*Coastal Carolina	L	0-2
M10	at Virginia Commonwealth	L	6-8
M12	North Carolina A&T	L	3-6
M13	North Carolina A&T	W	5-4
M13	North Carolina A&T	W	5-0
M17	at James Madison	L	1-2
M19	*#16 Winthrop	L	5-10
M20	*#16 Winthrop	W	10-4
M21	*#16 Winthrop	W	7-3

2007

34-21, 10-11 Big South

Home: 23-7 Away: 11-12

Coach: Marlin Ikenberry

F9	at Florida	W	5-3
F10	at Florida	W	7-4
F11	at Florida	L	0-7
F20	Bucknell	W	10-2
F21	at Richmond	W	2-1
F23	Niagara	L	1-8
F24	Niagara	W	8-4
F27	at #7 Virginia	L	3-5
M2	Rider	W	6-4
M3	Rider	W	9-3
M4	Rider	W	4-1
M6	Norfolk State	W	8-5
M9	Maryland-Eastern Shore	W	3-1
M10	Maryland-Eastern Shore	W	21-0
M11	Maryland-Eastern Shore	W	9-7
M13	at #10 Auburn	W	7-3
M14	at #10 Auburn	L	8-10
M17	*at Charleston Southern	W	7-2
M17	*at Charleston Southern	W	6-4
M18	*at Charleston Southern	W	10-7
M21	at Old Dominion	W	3-1
M23	*at Winthrop	L	2-4
M24	*at Winthrop	L	2-4
M25	*at Winthrop	L	5-9
M27	Virginia Commonwealth	W	5-3
M28	at William & Mary	L	3-4
M30	Savannah State	W	5-4
M31	Savannah State	W	15-2
A1	Savannah State	W	14-0
A3	#3 Virginia	W	5-2
A4	at Virginia Tech	L	6-13
A6	*High Point	W	6-3
A7	*High Point	W	7-6
A7	*High Point	L	3-11
A13	Coppin State	W	13-0
A13	Coppin State	W	10-0
A14	Coppin State	W	11-0
A18	Richmond	W	5-1
A20	*at #20 Coastal Carolina	L	5-7
A21	*at #20 Coastal Carolina	L	1-4
A22	*at #20 Coastal Carolina	L	3-12
A24	at Virginia Commonwealth	W	3-1
A27	*UNC Asheville	W	5-4
A28	*UNC Asheville	L	4-15
A29	*UNC Asheville	W	5-3
M9	Virginia Tech	L	0-9
M11	*at Radford	L	3-4

M12	*at Radford	W	12-9
M13	*at Radford	W	7-5
M15	Old Dominion	L	4-5
M18	*Liberty	L	0-4
M19	*Liberty	W	5-3
M20	*Liberty	L	9-10
Big South Tournament (Rock Hill, S.C.)			
M23	vs. Liberty	L	3-4
M24	vs. Coastal Carolina	L	2-4

2008

29-26, 14-7 Big South

Home: 21-14 Away: 8-10 Neutral: 0-2

Coach: Marlin Ikenberry

F23	Lafayette	W	7-1
F23	Lafayette	L	5-7
F24	Lafayette	L	9-11
F29	Binghamton	W	11-4
M1	Binghamton	L	3-4
M1	Binghamton	W	9-7
M2	Central Connecticut State	W	7-2
M6	at Auburn	L	3-9
M7	at Auburn	L	4-6
M8	at Auburn	L	1-10
M9	at Auburn	L	5-6
M11	Old Dominion	L	6-7
M12	at William & Mary	L	3-12
M14	Marshall	L	3-4
M15	Marshall	L	1-5
M16	Marshall	L	2-7
M19	at Norfolk State	W	11-2
M21	*at High Point	W	5-4
M22	*at High Point	W	5-3
M22	*at High Point	W	3-0
M25	William & Mary	W	9-8
M26	at James Madison	L	4-8
M28	*Winthrop	L	3-11
M29	*Winthrop	W	5-4
M30	*Winthrop	L	9-5
A1	Richmond	W	9-5
A2	at Old Dominion	W	7-3
A5	*Radford	W	4-3 (11)
A6	*Radford	W	9-5
A7	*Radford	W	3-2 (16)
A8	VCU	L	3-5
A11	*at UNC Asheville	L	5-8
A12	*at UNC Asheville	W	7-4
A13	*at UNC Asheville	W	10-3
A15	James Madison	W	6-4
A16	Norfolk State	W	10-7
A18	*at Liberty	L	0-8
A19	*at Liberty	W	6-5
A20	*at Liberty	L	1-6
A22	Coppin State	L	5-8
A23	Coppin State	W	13-4
A25	*#15 Coastal Carolina	L	2-5
A27	*#15 Coastal Carolina	W	4-3
A27	*#15 Coastal Carolina	L	1-12
A30	Virginia Tech	W	8-7
M9	Maryland-Eastern Shore	W	21-1
M10	Maryland-Eastern Shore	W	9-1
M11	Maryland-Eastern Shore	W	7-6
M13	at #28 Virginia	L	5-6
M14	Longwood	L	4-6
M16	*Charleston Southern	W	14-3
M17	*Charleston Southern	W	10-2
M18	*Charleston Southern	W	9-7
Big South Tournament (Danville, Va.)			
M21	vs. Winthrop	L	2-7
M22	vs. Coastal Carolina	L	1-3

2009

18-35, 10-15 Big South

Home: 11-13 Away: 6-20 Neutral: 1-2

Coach: Marlin Ikenberry

F20	at #1 North Carolina	L	3-13
F21	at #1 North Carolina	L	0-6

F22	at #1 North Carolina	L	3-11
F24	Old Dominion	W	4-3 (11)
F25	at Richmond	L	4-10
F27	Youngstown State	L	6-7
F28	Youngstown State	L	4-9
M4	William & Mary	W	7-4
M6	Rider	W	7-4 (12)
M7	Rider	W	17-11
M7	Rider	L	8-12
M8	Rider	W	12-11
M10	at Norfolk State	W	4-3
M11	at #18 Virginia	L	3-10
M14	*at Presbyterian	W	14-4
M15	*at Presbyterian	W	12-10
M17	at Virginia Tech	L	5-14
M18	at Virginia Tech	L	3-7
M20	*UNC Asheville	W	6-1
M21	*UNC Asheville	W	13-2
M22	*UNC Asheville	L	4-9
M24	Richmond	L	1-2 (11)
M27	*at Charleston Southern	L	5-9 (10)
M29	*at Charleston Southern	W	11-5
M29	*at Charleston Southern	L	2-7
M31	at VCU	L	8-17
A3	*Liberty	W	13-6
A4	*Liberty	L	7-9
A5	*Liberty	L	3-4
A8	VCU	L	3-9
A10	*Gardner-Webb	W	21-3
A11	*Gardner-Webb	L	5-8
A11	*Gardner-Webb	L	4-15
A14	at James Madison	L	2-20
A15	Longwood	L	8-11
A17	*at Radford	L	3-5
A18	*at Radford	L	3-4 (10)
A19	*at Radford	L	4-10
A21	at Old Dominion	L	2-6 (10)
A22	Norfolk State	W	6-5
A24	*at Winthrop	L	10-11
A25	*at Winthrop	W	6-5
A26	*at Winthrop	W	6-5
A28	at William & Mary	L	9-10
A29	James Madison	L	5-8
M9	*at #23 Coastal Carolina	L	7-20
M10	*at #23 Coastal Carolina	L	0-8
M10	*at #23 Coastal Carolina	L	2-4
M14	*High Point	W	13-2
M15	*High Point	L	2-3

Big South Tournament (Asheville, N.C.)

M19	vs. Gardner-Webb	W	13-4
M20	vs. #18 Coastal Carolina	L	4-9
M21	vs. Winthrop	L	4-8

*-Denotes Conference Game

2010

33-22, 14-16 Big South

Home: 21-13 Away: 11-8

Coach: Marlin Ikenberry

F20	Bucknell##	W	9-4
F20	Bucknell##	W	6-5
F21	Bucknell##	W	8-2
F27	Lafayette	W	16-8
F27	Lafayette	W	14-2

Year-By-Year Results

F28	Lafayette	W	7-6
M2	at Maryland	W	7-6 (11)
M5	Maryland Eastern Shore	W	18-4
M6	Maryland Eastern Shore	W	20-1
M7	Maryland Eastern Shore	W	8-4
M8	Bryant	L	5-8
M11	La Salle	W	12-8
M13	La Salle	W	5-3
M13	La Salle	W	14-4
M14	La Salle	W	11-1
M16	at The Citadel	W	4-3
M17	at The Citadel	W	12-1
M19	*at High Point	W	5-4
M20	*at High Point	W	5-2
M21	*at High Point	L	14-15
M24	at James Madison	L	13-17
M26	*Charleston Southern	W	13-3
M27	*Charleston Southern	L	0-1
M27	*Charleston Southern	W	7-2
M30	Virginia Tech	L	3-11
A2	*UNC Asheville	W	7-5
A3	*UNC Asheville	W	7-2
A3	*UNC Asheville	W	2-1
A6	Longwood	W	14-1
A7	James Madison	W	3-2
A9	*at Gardner-Webb	W	7-5
A10	*at Gardner-Webb	W	13-6
A11	*at Gardner-Webb	W	16-10
A14	#1 Virginia	W	12-3
A16	*at Liberty	L	9-12
A17	*at Liberty	L	6-9
A18	*at Liberty	L	8-13
A20	VCU	L	4-11
A23	*#7 Coastal Carolina	L	0-7
A24	*#7 Coastal Carolina	L	2-3
A25	*#7 Coastal Carolina	L	2-6
A27	Virginia Tech	L	2-9
A28	at VCU	L	3-7
A30	*Radford	L	2-9
M1	*Radford	L	6-15
M2	*Radford	W	7-5
M14	*Winthrop	L	5-6
M15	*Winthrop	L	2-8
M16	*Winthrop	W	7-5
M20	*Presbyterian	W	10-7
M21	*Presbyterian	L	7-23
M21	*Presbyterian	L	0-6

Big South Tournament (Rock Hill, S.C.)

M25	vs. UNC Asheville	W	7-4
M26	vs. #4 Coastal Carolina	L	2-11
M27	at Winthrop	L	6-11

- Bucknell Games Played at Prince George, Va.

* - Big South Conference Game

2011

27-24-1, 14-13 Big South

Home: 15-9 Away: 10-15-1 Neutral: 2-0

Coach: Marlin Ikenberry

F18	at #10 Florida State	L	0-12
F19	at #10 Florida State	L	2-9
F20	at #10 Florida State	L	0-15
F22	William & Mary	W	4-1
F23	at #10 Virginia	L	3-4
F25	Binghamton	W	5-3
F26	Binghamton	L	1-7
F26	Binghamton	W	2-0 (7)
F27	Binghamton	W	9-2
M1	at Richmond	T	6-6
M4	Bucknell	W	6-5
M5	Bucknell	L	2-4
M5	Bucknell	W	7-3 (7)
M8	at #27 James Madison	W	8-2
M11	vs. New Mexico St.	W	7-2
M12	vs. New Mexico St.	W	5-0
M12	at Oregon State	L	3-13
M13	at Oregon State	L	1-5
M18	*at Winthrop	L	1-2

M19	*at Winthrop	L	6-7 (10)
M20	*at Winthrop	W	10-2
M22	at Longwood	W	5-4
M25	*at Presbyterian Coll.	W	5-2
M27	*at Presbyterian Coll.	W	8-4
M27	*at Presbyterian Coll.	L	4-5
A1	*Gardner-Webb	W	11-8
A2	*Gardner-Webb	L	7-10
A3	*Gardner-Webb	L	10-14
A6	Virginia Tech	L	2-11
A8/9	*at Radford	W	10-7
A10	*at Radford	L	5-6
A10	*at Radford	L	5-14
A13	at William & Mary	W	5-1
A15	*at Charleston Southern	W	11-0
A16	*at Charleston Southern	W	15-12
A17	*at Charleston Southern	W	9-1
A19	at VCU	L	2-4
A22	*Liberty	L	2-3
A23	*Liberty	L	6-8
A23	*Liberty	W	3-1
A26	*James Madison	W	10-4
A29	*at Coastal Carolina	L	2-8
A30	*at Coastal Carolina	L	2-4
M1	*at Coastal Carolina	L	0-5
M11	Longwood	W	12-5
M13	*UNC Asheville	W	9-7
M14	*UNC Asheville	W	15-1
M15	*UNC Asheville	W	10-2
M19	*High Point	L	5-6
M20	*High Point	W	4-0
M21	*High Point	W	17-12

Big South Tournament (Lexington, Va.)

M24	#6 Radford	L	1-3
-----	------------	---	-----

* - Big South Conference Game

2012

16-36, 7-17 Big South

Home: 14-14 Away: 2-20 Neutral: 0-2

Coach: Marlin Ikenberry

F17	at #2 South Carolina	L	1-2
F18	at #2 South Carolina	L	2-3
F18	at #2 South Carolina	L	1-13
F24	vs. Lafayette	W	8-0
F25	vs. Lafayette	L	5-12
F26	vs. Lafayette	L	4-5
F28	at William & Mary	L	2-10
M3	vs. Hartford	W	6-4
M3	vs. Hartford	W	6-5
M4	vs. Hartford	W	9-7
M6	vs. William & Mary	L	2-6
M9	vs. Youngstown State	W	9-4
M10	vs. Youngstown State	W	11-3
M11	vs. Youngstown State	L	2-10
M13	at Old Dominion	L	12-13 (10)
M14	vs. Old Dominion (Hampton, Va.)	L	3-8
M16	at UNC Asheville*	L	4-5 (10)
M17	at UNC Asheville*	L	4-6
M18	at UNC Asheville*	L	5-9
M21	at Virginia	L	3-12
M23	Presbyterian College*	W	10-5
M24	Presbyterian College*	W	5-4
M25	Presbyterian College*	W	10-7
M30	at High Point*	L	3-12
M31	at High Point*	L	0-2
A1	*at High Point*	L	2-5
A3	vs. Richmond	W	4-3
A6	vs. Winthrop*	W	10-4
A7	vs. Winthrop*	L	5-6
A7	vs. Winthrop*	L	4-7
A10	at VCU	L	1-18
A11	Longwood	L	6-8
A13	at Coastal Carolina*	L	2-3
A14	at Coastal Carolina*	L	0-3
A15	at Coastal Carolina*	L	2-3
A20	vs. Campbell*	L	4-6
A20	vs. Campbell*	W	3-2

A21	vs. Campbell*	W	8-7
A24	at Longwood	W	6-2
A25	vs. James Madison	L	4-5 (13)
A27	at Gardner-Webb*	L	3-4 (10)
A28	at Gardner-Webb*	L	4-5
A29	at Gardner-Webb*	L	4-6
M1	vs. VCU	L	3-6
M2	at Virginia Tech	L	0-18
M11	vs. Charleston Southern*	W	6-5
M12	vs. Charleston Southern*	L	1-8
M13	vs. Charleston Southern*	L	0-6
M17	vs. VCU	L	2-7
M18	vs. E. Carolina (Richmond, Va.)	L	8-14
M18	at VCU	W	7-6

* - Big South Conference Game

2013

20-35, 6-18 Big South

Home: 13-16 Away: 7-19 Neutral: 0-0

Coach: Marlin Ikenberry

F15	at Alabama	L	3-8
F16	at Alabama	L	5-10
F17	at Alabama	L	4-7
F20	at Richmond	L	4-5
F23	Buffalo	W	6-4
F24	Buffalo	L	3-10
F24	Maryland-Eastern Shore	W	10-1
F25	Maryland-Eastern Shore	W	17-4
F27	Old Dominion	L	5-11
M1	Binghamton	W	3-2
M2	Binghamton	L	7-9 (12)
M3	Binghamton	L	6-11 (7)
M3	Binghamton	W	6-4
M8	at Western Kentucky	L	5-13
M9	at Western Kentucky	L	3-4
M10	at Western Kentucky	L	2-7
M12	at James Madison	L	8-11
M13	at William & Mary	W	6-2
M15	at Radford*	L	4-8
M16	at Radford*	L	3-4 (10)
M16	at Radford*	W	10-4
M19	Norfolk State	W	17-6
M20	Richmond	W	9-5
M22	at Longwood*	W	1-0
M23	at Longwood*	L	3-4
M23	at Longwood*	W	13-1
M26	at Virginia Tech	W	8-0
M29	Coastal Carolina*	L	2-3 (12)
M30	Coastal Carolina*	L	1-6
M30	Coastal Carolina*	W	10-9 (10)
A2	James Madison	W	9-7
A3	at #4 Virginia	L	6-8
A5	VCU	W	6-2
A6	VCU	W	5-4
A7	VCU	L	4-8
A9	William & Mary	W	4-2
A13	at Charleston Southern*	W	4-2 (10)
A13	at Charleston Southern*	L	4-6
A14	at Charleston Southern*	L	4-7
A17	at VCU	L	4-5 (11)
A19	at Campbell*	L	1-2
A20	at Campbell*	L	3-4
A21	at Campbell*	L	1-8
A23	Virginia Tech	L	6-9
A24	at Norfolk State	W	9-4
A26	Liberty*	L	0-4
A27	Liberty*	L	6-11
A27	Liberty*	L	7-13
A30	at Old Dominion	L	3-7
M10/11	Winthrop*	L	1-4
M11	Winthrop*	W	7-0
M12	Winthrop*	L	4-5
M16/17	High Point*	L	2-6
M17	High Point*	L	2-6
M18	High Point*	L	4-6

* - Big South Conference Game



Year-by-Year Results

2014

25-23, 11-16 Big South

Home: 17-10 Away: 7-12 Neutral: 1-1

Coach: Marlin Ikenberry

F14	at UNC Wilmington+	L	3-5
F15	vs. #1 Virginia+	L	0-12
F16	vs. Kentucky+	W	10-9
F21	Lafayette	W	3-0
F22	Lafayette	W	10-3
F23	Lafayette	W	3-1
F25	at #1 Virginia+	W	3-2
F28	Buffalo	W	2-0
M1	Maryland-Eastern Shore	W	17-0
M1	Buffalo	L	5-6
M5	at Wake Forest	L	3-9
M8	Binghamton (Game 1)	L	2-10
M8	Binghamton (Game 2)	W	4-2
M9	Binghamton	W	4-1
M11	at Old Dominion	L	4-5
M12	at Old Dominion	L	5-15
M14	Radford*	L	1-6
M15	Radford* (Game 1)	L	1-5
M15	Radford* (Game 2)	W	9-8
M21	Presbyterian*	W	15-2
M22	Presbyterian*	W	6-5
M23	Presbyterian*	W	5-4
M28	at Gardner-Webb*	W	9-3
M29	at Gardner-Webb*	L	2-5
M30	at Gardner-Webb*	W	6-2
A2	at VCU	W	8-6 (12)
A4	at Liberty*	L	0-5
A5	at Liberty*	L	0-4
A6	at Liberty*	L	0-17
A8	William & Mary	W	5-1
A9	Richmond	W	4-2
A11	at High Point*	L	1-2
A12	at High Point*	W	4-3
A13	at High Point*	W	4-2 (16)
A17	Longwood*	W	3-1
A18	Longwood*	L	4-6
A19	Longwood*	L	0-3
A22	at James Madison	W	6-1
A25	at Winthrop*	L	0-1
A26	at Winthrop*	L	3-6
A27	at Winthrop*	L	2-3
M9	Campbell*	L	2-6
M10	Campbell*	L	2-3
M11	Campbell*	L	6-7 (10)
M13	Old Dominion	W	4-3
M16	Charleston Southern*	W	7-6
M17	Charleston Southern* (G1)	L	2-11
M17	Charleston Southern* (G2)	W	4-3

* - Big South Conference Game

+ - Hughes Brothers Tournament at UNCW

2015

21-30, 12-12 SoCon

Home: 6-17 Away: 14-12 Neutral: 1-1

Coach: Jonathan Hadra

F13	at North Florida	W	3-1
F14	at North Florida	L	11-16
F15	at North Florida	W	2-1
F17	at William & Mary	PPD	
F20	Buffalo	CLD	
F21	UMES	CLD	
F21	Buffalo	CLD	
F22	UMES	CLD	
F22	James Madison	CLD	
F23	James Madison	PPD	
F24	James Madison	PPD	
F25	at William & Mary	CLD	
F28	Hofstra	CLD	
F28	Hofstra	CLD	
M1	Hofstra	CLD	
M3	at #1 Virginia	PPD	
M4	at #1 Virginia	PPD	

M8	Binghamton (Game 1)	W	15-4
M8	Binghamton (Game 2)	L	3-7 (7)
M9	Binghamton	L	6-13
M11	at James Madison	W	7-3
M13	Central Conn. State	L	1-3
M15	Central Conn. State (Game 1)	L	5-6
M15	Central Conn. State (Game 2)	L	2-4 (7)
M17	at Old Dominion	L	5-8
M18	at Old Dominion	L	6-7
M20	at Wofford*	L	2-5
M21	at Wofford*	L	7-8
M22	at Wofford*	W	2-1
M24	at VCU	L	0-18
M25	Old Dominion	L	3-11
M27	Samford*	L	2-15
M28	Samford*	W	6-2
M29	Samford*	L	5-10
M31	at Virginia Tech	L	5-6
A1	at #12 Virginia	W	7-6
A3	at Furman*	L	2-7
A4	at Furman* (Game 1)	W	13-10
A4	at Furman* (Game 2)	W	12-11
A7	Radford	L	2-6
A10	East Tennessee State*	L	4-8
A11	East Tennessee State*	L	6-9
A12	East Tennessee State*	W	5-4
A14	VCU	CLD	
A15	Richmond	L	5-10
A17	at Gardner-Webb	L	1-3
A18	at Gardner-Webb (Game 1)	W	4-3
A18	at Gardner-Webb (Game 1)	W	7-3
A21	William & Mary	L	2-8
A24	at The Citadel*	W	8-7
A26	at The Citadel*	W	10-6
A26	at The Citadel*	W	3-2
A28	at Radford	L	3-6
M1	Mercer*	L	2-7
M2	Mercer*	L	6-7
M3	Mercer*	L	11-16
M8	UNCG*	W	11-3
M9	UNCG*	W	8-2
M10	UNCG*	L	11-13
M12	James Madison	W	10-6
M14	at Western Carolina*	W	18-4
M15	at Western Carolina* (Game 1)	W	11-6
M15	at Western Carolina* (Game 2)	L	6-11

Southern Conference Tournament

Riley Park - Charleston, S.C.

M20	vs. #5 UNCG	PPD	
M21	vs. #5 UNCG	W	6-5
M22	vs. #1 Mercer	L	7-19
M22	at #8 The Citadel	L	5-10

* - Southern Conference Game

2016

21-35, 4-20 SoCon

Home: 16-15 Away: 3-18 Neutral: 2-2

Coach: Jonathan Hadra

F19	vs. UMBC& (G1)	L	4-5
F19	vs. UMBC& (G2)	W	9-3 (7)
F20	vs. Georgetown&	W	4-0
F32	at Wake Forest&	L	4-8
F23	at #4 Virginia	L	1-18
F26	Lafayette	W	8-2
F27	Lafayette	W	4-2
F28	Lafayette	W	8-5
M1	at Richmond	L	3-15
M2	Longwood	L	2-5
M4	Binghamton	PPD	
M5	Binghamton (G1)	W	15-9
M5	Binghamton (G2)	L	10-15
M6	Binghamton	W	2-1 (10)
M8	James Madison	L	8-12
M11	Maryland-Eastern Shore	W	23-2
M12	Maryland-Eastern Shore	W	7-3
M13	Maryland-Eastern Shore	W	14-1 (7)
M15	VCU	L	7-11

M16	George Mason	W	20-17
M18	Rider (G1)	W	5-2
M18	Rider (G2)	L	1-2 (7)
M19	Rider	PPD	
M20	Rider	W	4-1
M22	at Old Dominion	L	2-8
M23	at Old Dominion	L	5-6
M25	The Citadel*	L	2-10
M26	The Citadel*	W	8-3
M27	The Citadel*	L	2-4
M29	Virginia Tech	W	5-3
M30	at Longwood	L	9-10 (11)
A1	at UNCG*	L	4-10
A2	at UNCG*	L	6-11
A3	at UNCG*	L	1-6
A5	at Radford	W	8-7
A8	Western Carolina*	L	1-7
A9	Western Carolina*	PPD	
A10	Western Carolina* (G1)	L	7-21
A10	Western Carolina* (G2)	L	11-14
A12	at James Madison	L	10-11
A15	at Mercer*	PPD	
A16	at Mercer* (G1)	L	6-10
A16	at Mercer* (G2)	W	4-3
A17	at Mercer*	L	2-7
A19	Old Dominion	W	8-6
A22	Wofford*	L	3-5
A23	Wofford*	L	7-10
A24	Wofford	L	4-12
A26	at VCU	L	5-8 (7)
A29	at ETSU*	L	5-15
A30	at ETSU*	L	6-9
M1	at ETSU*	L	7-13
M11	Radford	W	4-3
M13	Furman*	W	10-6
M14	Furman*	L	4-15
M15	Furman*	L	1-3
M17	at Virginia Tech	CLD	
M19	at Samford* (G1)	L	6-7 (10)
M19	at Samford* (G2)	L	0-7
M20	at Samford*	PPD	
M21	at Samford*	W	6-5 (10)

Southern Conference Tournament

Fluor Field - Greenville, S.C.

M24	vs. #8 The Citadel	L	2-3 (10)
-----	--------------------	---	----------

* - Southern Conference Game

& - Wake Forest Tournament