

NCAA Gymnastics Score Sheet

Teams: Home University Of Oklahoma Visitor USAFA Academy
 Date Jan 14, 2017 Place USAFA Attendance 0

	Name	D	1 2 3 4 nd					AVE	Name	D	1 2 3 4 nd					AVE
			1	2	3	4	nd				1	2	3	4	nd	
FLOOR	1 THAO HOANG	104	5.50	9.00	9.00			14.500	1 RYAN GIROUARD	5	5.00	8.20	8.20			13.200
	2 MATT WENSKE	117	5.50	8.50	8.40		-0.2	13.750	2 CHRISTIAN KALUSTI	8	5.10	8.00	7.90			13.050
	3 TODD DOWDY	103	5.80	9.00	8.80			14.700	3 AARON NUBINE	11	5.20	7.50	7.50			12.700
	4 LEVI ANDERSON	101	5.50	8.00	7.80			13.400	4 CASEY BRANIN	1	5.10	9.00	9.20			14.200
	5 ALLAN BOWER	102	5.20	9.20	9.00			14.300	5 TIM WANG	15	5.50	7.60	7.60			13.100
	6 HUNTER JUSTUS	107	5.40	8.90	8.60			14.150								

Floor Score: **71.400** Running Score: **71.400** Floor Score: **66.250** Running Score: **66.250**

	Name	D	1 2 3 4 nd					AVE	Name	D	1 2 3 4 nd					AVE
			1	2	3	4	nd				1	2	3	4	nd	
POMMEL	1 GRANT KELL	108	5.10	8.80	9.00			14.000	1 JONAH URLAUB	14	4.30	6.40	6.40			10.700
	2 BRIAN SCHIBLER	113	5.00	8.20	8.40			13.300	2 MICHAEL GRAFT	6	4.50	8.80	9.00			13.400
	3 HUNTER JUSTUS	107	5.30	8.70	9.00			14.150	3 CHASE CANNON	3	5.00	7.10	7.50			12.300
	4 YUL MOLDAUER	110	5.40	9.30	9.50			14.800	4 CASEY BRANIN	1	5.00	8.40	8.80			13.600
	5 JOSH YEE	116	5.50	8.40	8.60			14.000	5 FLETCHER BRAUNT	2	5.20	9.20	9.00			14.300
	6 ALLAN BOWER	102	6.10	9.20	9.30			15.350	6 TIM WANG	15	5.40	9.40	9.50			14.850

Pommel Score: **72.300** Running Score: **143.700** Pommel Score: **68.450** Running Score: **134.700**

	Name	D	1 2 3 4 nd					AVE	Name	D	1 2 3 4 nd					AVE
			1	2	3	4	nd				1	2	3	4	nd	
RINGS	1 ALEX POWARZYNSK	111	5.20	9.20	9.30			14.450	1 JONAH URLAUB	14	4.00	9.50	9.50			13.500
	2 REESE RICKETT	112	5.50	9.30	9.40			14.850	2 MICHAEL GRAFT	6	4.10	9.20	9.00			13.200
	3 ALLAN BOWER	102	5.80	9.50	9.60			15.350	3 LUKAS TEXEIRA	13	4.50	8.30	8.30			12.800
	4 YUL MOLDAUER	110	5.70	9.30	9.30			15.000	4 CHRISTIAN KALUSTI	8	4.60	9.30	9.40			13.950
	5 THAO HOANG	104	5.60	8.40	8.50			14.050	5 AARON NUBINE	11	5.20	9.20	9.10			14.350
	6 HUNTER JUSTUS	107	5.70	9.40	9.40			15.100	6 TIM WANG	15	5.70	9.50	9.50			15.200

Rings Score: **74.750** Running Score: **218.450** Rings Score: **70.200** Running Score: **204.900**

	Name	D	1 2 3 4 nd					AVE	Name	D	1 2 3 4 nd					AVE
			1	2	3	4	nd				1	2	3	4	nd	
VAULT	1 THAO HOANG	104	4.90	9.50	9.30			14.300	1 LUKAS TEXEIRA	13	4.40	8.20	8.40			12.700
	2 GENKI SUZUKI	114	4.80	9.20	9.20			14.000	2 CHRISTIAN KALUSTI	8	4.80	9.10	9.00		-0.3	13.550
	3 TODD DOWDY	103	5.20	9.50	9.30			14.600	3 CHASE CANNON	3	4.80	8.70	8.80		-0.3	13.250
	4 ALLAN BOWER	102	5.30	9.60	9.50			14.850	4 AARON NUBINE	11	4.90	9.20	9.10			14.050
	5 MATT WENSKE	117	5.60	9.40	9.30			14.950	5 ERIC KLEIN	9	5.20	8.30	8.00			13.350
	6 HUNTER JUSTUS	107	4.80	9.20	9.40		-0.1	14.000	6 TIM WANG	15	5.20	9.50	9.50			14.700

Vault Score: **72.700** Running Score: **291.150** Vault Score: **68.900** Running Score: **273.800**

	Name	D	1 2 3 4 nd					AVE	Name	D	1 2 3 4 nd					AVE
			1	2	3	4	nd				1	2	3	4	nd	
P.BAR	1 LEVI ANDERSON	101	5.10	8.50	8.60			13.650	1 AARON NUBINE	11	4.70	6.40	6.10			10.950
	2 MATT WENSKE	117	4.90	8.90	8.50			13.600	2 JONAH URLAUB	14	3.90	8.40	8.50			12.350
	3 HUNTER JUSTUS	107	5.80	8.30	8.20			14.050	3 JACOB STANLEY	12	4.80	8.10	8.30			13.000
	4 ALEX POWARZYNSK	111	5.40	9.00	8.60			14.200	4 CASEY BRANIN	1	5.30	8.10	8.30			13.500
	5 ALLAN BOWER	102	5.90	9.20	9.00			15.000	5 JONATHON FORNOF	4	5.30	9.50	9.30			14.700
	6 YUL MOLDAUER	110	6.10	9.40	9.40			15.500	6 TIM WANG	15	5.70	8.10	8.60			14.050

P. Bar Score: **72.400** Running Score: **363.550** P. Bar Score: **67.600** Running Score: **341.400**

	Name	D	1 2 3 4 nd					AVE	Name	D	1 2 3 4 nd					AVE
			1	2	3	4	nd				1	2	3	4	nd	
H.BAR	1 ALEX POWARZYNSK	111	5.10	8.70	8.40			13.650	1 CHRISTIAN KALUSTI	8	4.90	6.50	6.60			11.450
	2 JOSH YEE	116	5.40	8.60	8.50			13.950	2 AARON NUBINE	11	4.70	8.50	8.30			13.100
	3 ALLAN BOWER	102	5.40	8.60	8.40			13.900	3 LUKAS TEXEIRA	13	5.00	7.20	7.00			12.100
	4 GENKI SUZUKI	114	5.30	8.50	8.60			13.850	4 TIM WANG	15	5.20	8.50	8.40			13.650
	5 LEVI ANDERSON	101	6.00	8.40	8.20			14.300	5 CASEY BRANIN	1	5.20	7.60	7.30			12.650
	6 HUNTER JUSTUS	107	4.80	8.60	8.50			13.350	6 CHASE CANNON	3	6.00	8.50	8.40			14.450

H. Bar Score: **69.650** Running Score: **433.200** H. Bar Score: **65.950** Running Score: **407.350**

Final Team Score: **433.200**

Final Team Score: **407.350**

All-Arounders

All-Arounders

	BOWER	JUSTUS													
FX	14.300	14.150													
PH	15.350	14.150													
SR	15.350	15.100													
VT	14.850	14.000													
PB	15.000	14.050													
HB	13.900	13.350													
AA	88.750	84.800													

Judge's Signatures * FX BOB BUSSE * PH JOHN SCANLAN * SR MIKE BREY * VT JON PORTILLO * PB JAMES SARGEANT * HB DAVE JUSZCZYK
 * Head Judge FX WYATT BAIER PH ALEX CRESCI SR MIKE HEBERLE VT KARL GRIBB PB YOSEF SALZANO HB GREG TER-ZAKHARIANT
 Coach's Signature MARK WILLIAMS Coach's Signature JEFF ROBINSON

NCAA Gymnastics Score Sheet

Teams: Home Club Oklahoma Visitor Mix One

Date Jan 14, 2017 Place USAFA Attendance 0

		Name	D	1	2	3	4	nd	AVE	Name	D	1	2	3	4	nd	AVE
FLOOR	1	CORBIN HUNTER 201	2.90	8.20	8.50			-0.3	10.950	1 PETER DAGGETT-OL 401	5.20	8.50	8.50				13.700
	2	CHRIS SIMPSON 202	3.70	8.10	8.30				11.900	2 HAYDEN SASSER-A 402	4.40	6.50	6.80				11.050
	3	RANDY SCHARNH0 203	3.90	9.20	9.00				13.000								
	4	ERIC HOLLEY 204	4.10	8.00	7.60				11.900								
	5	RILEY ADAMS 205	4.90	8.60	8.80				13.600								
	6	TYSON CAMPBELL 206	1.60	8.40	8.10				9.850								

Floor Score: **61.350** Running Score: **61.350** Floor Score: **24.750** Running Score: **24.750**

		Name	D	1	2	3	4	nd	AVE	Name	D	1	2	3	4	nd	AVE
POMMEL	1	TY MONTGOMERY 213	3.00	8.30	8.50				11.400	1 PETER DAGGETT-OL 401	4.50	7.70	8.10				12.400
	2	RILEY ADAMS 205	3.30	9.10	9.30				12.500	2 RYAN GIROUARD-A 403	3.90	8.00	8.30				12.050
	3	TOM SAWSIRI 207	3.00	5.10	5.50				8.300								
	4	DUSTIN HIGDON 208	3.40	8.20	8.60				11.800								
	5	AUSTIN WEBSTER 209	3.10	8.50	8.80				11.750								

Pommel Score: **55.750** Running Score: **117.100** Pommel Score: **24.450** Running Score: **49.200**

		Name	D	1	2	3	4	nd	AVE	Name	D	1	2	3	4	nd	AVE
RINGS	1	ETHAN KAHN 210	3.60	9.40	9.40				13.000	1 PETER DAGGETT-OL 401	5.30	8.90	9.10				14.300
	2	CHRIS SIMPSON 202	3.90	9.20	9.10				13.050								
	3	DUSTIN HIGDON 208	4.10	9.00	8.90				13.050								
	4	COLLYN KELLOGG 211	4.70	8.70	8.60				13.350								
	5	AUSTIN WEBSTER 209	3.60	9.30	9.20				12.850								
	6	CAMERON WRIGHT 212	5.20	9.30	9.50				14.600								

Rings Score: **67.050** Running Score: **184.150** Rings Score: **14.300** Running Score: **63.500**

		Name	D	1	2	3	4	nd	AVE	Name	D	1	2	3	4	nd	AVE
VAULT	1	RANDY SCHARNH0 203	4.00	9.40	9.40			-0.3	13.100	1 PETER DAGGETT-OL 401	4.40	9.20	9.00			-0.1	13.400
	2	ETHAN KAHN 210	4.00	9.20	9.20			-0.1	13.100								
	3	DUSTIN HIGDON 208	4.00	9.10	9.10				13.100								
	4	TYSON CAMPBELL 206	4.40	9.20	9.10				13.550								
	5	ERIC HOLLEY 204	4.80	9.50	9.50			-0.3	14.000								
	6	RILEY ADAMS 205	4.80	8.70	8.90			-0.1	13.500								

Vault Score: **67.250** Running Score: **251.400** Vault Score: **13.400** Running Score: **76.900**

		Name	D	1	2	3	4	nd	AVE	Name	D	1	2	3	4	nd	AVE
PARALLEL BARS	1	ETHAN KAHN 210	2.80	8.40	8.70				11.350	1 PETER DAGGETT-OL 401	5.10	8.20	8.50				13.450
	2	CHRIS SIMPSON 202	3.70	9.10	8.80				12.650	2 ERIC KLEIN-AFA 405	3.90	6.70	6.00				10.250
	3	AUSTIN WEBSTER 209	2.80	9.10	9.10				11.900	3 MIKE GRAFT-AFA 406	4.10	9.40	9.20				13.400
	4	RILEY ADAMS 205	3.80	8.30	8.80				12.350	4 CHASE CANNON-AF 407	4.70	8.60	8.60				13.300
	5	DUSTIN HIGDON 208	4.10	9.70	9.50				13.700	5 ALEX HESS-AFA 408	4.20	7.70	8.00				12.050
	6	TY MONTGOMERY 213	4.80	8.30	8.70				13.300								

P. Bar Score: **63.900** Running Score: **315.300** P. Bar Score: **62.450** Running Score: **139.350**

		Name	D	1	2	3	4	nd	AVE	Name	D	1	2	3	4	nd	AVE
HIGH BAR	1	AUSTIN WEBSTER 209	3.20	8.60	8.90				11.950	1 PETER DAGGETT-OL 401	5.10	8.60	8.30				13.550
	2	CHRIS SIMPSON 202	3.00	6.00	7.50				9.750	2 JAKE STANLEY-AFA 409	4.70	9.20	9.40				14.000
	3	COLLYN KELLOGG 211	3.20	8.50	8.60				11.750	3 ERIC KLEIN-AFA 405	4.70	7.80	7.70				12.450
	4	TYSON CAMPBELL 206	3.20	7.80	7.90				11.050								
	5	RANDY SCHARNH0 203	4.10	9.20	9.10				13.250								
	6	TY MONTGOMERY 213	4.00	8.70	8.40				12.550								

H. Bar Score: **60.550** Running Score: **375.850** H. Bar Score: **40.000** Running Score: **179.350**

Final Team Score: 375.850

Final Team Score: 179.350

All-Arounders

All-Arounders

	FX	PH	SR	VT	PB	HB	AA
							DAGGETT-O
							13.700
							12.400
							14.300
							13.400
							13.450
							13.550
							80.800

Judge's Signatures *FX BOB BUSSE *PH JOHN SCANLAN *SR MIKE BREY *VT JON PORTILLO *PB JAMES SARGEANT *HB DAVE JUSZCZYK
 * Head Judge WYATT BAIER ALEX CRESCI MIKE HEBERLE KARL GRIBB YOSEF SALZANO GREG TER-ZAKHARIANT
 Coach's Signature TAQIY ABDULLAH SIMMONS Coach's Signature _____

NCAA Gymnastics Score Sheet

Teams: Home Mix Two Visitor SOUTHERN CAL UNITED
 Date Jan 14, 2017 Place USAFA Attendance 0

Name		D	1	2	3	4	nd	AVE	Name		D	1	2	3	4	nd	AVE
FLOOR	1 BRETT MILLER-GW 501	4.20	8.10	8.30			-0.5	11.900	1 ANDREW KIRK 301	4.50	5.70	5.50					10.100
									2 CAM EDWARDS-REA 302	4.60	6.60	7.00				-0.3	11.100
									3 ZACH FOX 303	3.30	7.20	7.20				-0.3	10.200
									4 CEO GARCIA 304	3.50	7.90	8.00					11.450
									5 DILSHAN KAVIN 305	4.80	7.70	7.50				-0.2	12.200
									6 MICAH CLIFFE 306	4.70	7.30	7.50				-0.5	11.600

Floor Score: 11.900 Running Score: 11.900 Floor Score: 56.550 Running Score: 56.550

POMMEL	1 BRETT MILLER-GW 501	3.20	5.00	5.00				8.200	1 MICHAEL PALUMBO 307	2.80	4.70	5.50					7.900
									2 ANDREW KIRK 301	3.60	5.80	6.50					9.750
									3 CEO GARCIA 304	2.80	3.10	2.80					5.750
									4 NICK HORNER 308	5.00	6.00	5.30					10.650
									5 DILSHAN KAVIN 305	4.10	6.60	6.80					10.800
									6 TYLER STRUCK 309	4.00	6.70	7.00					10.850

Pommel Score: 8.200 Running Score: 20.100 Pommel Score: 49.950 Running Score: 106.500

RINGS	1 BRETT MILLER-GW 501	3.90	7.80	7.80				11.700	1 CAM EDWARDS-REA 302	1.60	7.80	7.40					9.200
									2 ZACH FOX 303	3.20	8.30	8.20					11.450
									3 ANDREW KIRK 301	3.70	8.70	8.70					12.400
									4 NICK HORNER 308	4.50	8.70	8.70					13.200
									5 DILSHAN KAVIN 305	3.70	8.20	8.10					11.850
									6 CEO GARCIA 304	4.30	8.90	8.80					13.150

Rings Score: 11.700 Running Score: 31.800 Rings Score: 62.050 Running Score: 168.550

VAULT	1 BRETT MILLER-GW 501	4.00	9.10	9.00				13.050	1 ZACH FOX 303	2.80	8.40	8.40					11.200
									2 ANDREW KIRK 301	3.20	9.30	9.10					12.400
									3 CEO GARCIA 304	4.00	8.30	8.30					12.300
									4 CAM EDWARDS-REA 302	4.10	9.30	9.30					13.400
									5 MICAH CLIFFE 306	4.00	8.60	8.60					12.600
									6 DILSHAN KAVIN 305	4.80	9.20	9.10					13.950

Vault Score: 13.050 Running Score: 44.850 Vault Score: 64.650 Running Score: 233.200

PARALLEL BAR	1 BRETT MILLER-GW 501	3.90	9.20	9.50				13.250	1 MICHAEL PALUMBO 307	2.50	7.70	7.50					10.100
									2 NICK HORNER 308	3.70	8.10	7.70					11.600
									3 ANDREW KIRK 301	4.10	8.50	8.10					12.400
									4 ZACH FOX 303	3.10	7.00	7.50					10.350
									5 DILSHAN KAVIN 305	4.20	8.30	8.20					12.450
									6 CEO GARCIA 304	3.60	8.30	8.10					11.800

P. Bar Score: 13.250 Running Score: 58.100 P. Bar Score: 58.600 Running Score: 291.800

HIGH BAR	1 BRETT MILLER-GW 501	3.50	8.60	8.70				12.150	1 KEVIN KICHIK 310	3.30	8.40	8.20					11.600
									2 NICK HORNER 308	3.20	7.80	7.90					11.050
									3 ZACH FOX 303	3.10	7.00	7.10					10.150
									4 CEO GARCIA 304	2.30	8.40	8.60					10.800
									5 MICAH CLIFFE 306	2.80	7.80	7.50					10.450
									6 DILSHAN KAVIN 305	3.70	7.70	8.00					11.550

H. Bar Score: 12.150 Running Score: 70.250 H. Bar Score: 55.450 Running Score: 347.250

Final Team Score: 70.250

Final Team Score: 347.250

All-Arounders

All-Arounders

<table border="1" style="width: 100%; border-collapse: collapse;"> <tr><td>FX</td><td>MILLER-GW</td><td></td><td></td><td></td><td></td></tr> <tr><td>PH</td><td>11.900</td><td></td><td></td><td></td><td></td></tr> <tr><td>SR</td><td>8.200</td><td></td><td></td><td></td><td></td></tr> <tr><td>VT</td><td>11.700</td><td></td><td></td><td></td><td></td></tr> <tr><td>PB</td><td>13.050</td><td></td><td></td><td></td><td></td></tr> <tr><td>HB</td><td>13.250</td><td></td><td></td><td></td><td></td></tr> <tr><td>AA</td><td>12.150</td><td></td><td></td><td></td><td></td></tr> <tr><td></td><td>70.250</td><td></td><td></td><td></td><td></td></tr> </table>	FX	MILLER-GW					PH	11.900					SR	8.200					VT	11.700					PB	13.050					HB	13.250					AA	12.150						70.250					<table border="1" style="width: 100%; border-collapse: collapse;"> <tr><td></td><td>GARCIA</td><td>KAVIN</td><td></td><td></td><td></td></tr> <tr><td></td><td>11.450</td><td>12.200</td><td></td><td></td><td></td></tr> <tr><td></td><td>5.750</td><td>10.800</td><td></td><td></td><td></td></tr> <tr><td></td><td>13.150</td><td>11.850</td><td></td><td></td><td></td></tr> <tr><td></td><td>12.300</td><td>13.950</td><td></td><td></td><td></td></tr> <tr><td></td><td>11.800</td><td>12.450</td><td></td><td></td><td></td></tr> <tr><td></td><td>10.800</td><td>11.550</td><td></td><td></td><td></td></tr> <tr><td></td><td>65.250</td><td>72.800</td><td></td><td></td><td></td></tr> </table>		GARCIA	KAVIN					11.450	12.200					5.750	10.800					13.150	11.850					12.300	13.950					11.800	12.450					10.800	11.550					65.250	72.800			
FX	MILLER-GW																																																																																																
PH	11.900																																																																																																
SR	8.200																																																																																																
VT	11.700																																																																																																
PB	13.050																																																																																																
HB	13.250																																																																																																
AA	12.150																																																																																																
	70.250																																																																																																
	GARCIA	KAVIN																																																																																															
	11.450	12.200																																																																																															
	5.750	10.800																																																																																															
	13.150	11.850																																																																																															
	12.300	13.950																																																																																															
	11.800	12.450																																																																																															
	10.800	11.550																																																																																															
	65.250	72.800																																																																																															

Judge's Signatures * FX BOB BUSSE * PH JOHN SCANLAN * SR MIKE BREY * VT JON PORTILLO * PB JAMES SARGEANT * HB DAVE JUSZCZYK
 * Head Judge FX WYATT BAIER PH ALEX CRESCI SR MIKE HEBERLE VT KARL GRIBB PB YOSEF SALZANO HB GREG TER-ZAKHARIANT
 Coach's Signature _____ Coach's Signature HEINZ SCHULMEISTER

2017 ROCKY MOUNTAIN OPEN

Event Results - Floor

Jan 14, 2017

Page: 1
Printed: 1/14/2017 8:37:04 PM

Men / E
Session: 1



Rank	Num	Name	Gym	Diff	Exec	ND	Score	Out
1	103	TODD DOWDY	OKLAHOMA	5.800	8.900	..	14.700	0.000
2	104	THAO HOANG	OKLAHOMA	5.500	9.000	..	14.500	0.200
3	102	ALLAN BOWER	OKLAHOMA	5.200	9.100	..	14.300	0.400
4	1	CASEY BRANIN	AIR FORCE MEN	5.100	9.100	..	14.200	0.500
5	107	HUNTER JUSTUS	OKLAHOMA	5.400	8.750	..	14.150	0.550
6	117	MATT WENSKE	OKLAHOMA	5.500	8.450	-0.2	13.750	0.950
7	401	PETER DAGGETT-OU	Mix 1	5.200	8.500	..	13.700	1.000
8	205	RILEY ADAMS	OU GYM CLUB	4.900	8.700	..	13.600	1.100
9	101	LEVI ANDERSON	OKLAHOMA	5.500	7.900	..	13.400	1.300
10	5	RYAN GIROUARD	AIR FORCE MEN	5.000	8.200	..	13.200	1.500
11	15	TIM WANG	AIR FORCE MEN	5.500	7.600	..	13.100	1.600
12	8	CHRISTIAN KALUSTIAN	AIR FORCE MEN	5.100	7.950	..	13.050	1.650
13	203	RANDY SCHARNHORST	OU GYM CLUB	3.900	9.100	..	13.000	1.700
14	11	AARON NUBINE	AIR FORCE MEN	5.200	7.500	..	12.700	2.000
15	305	DILSHAN KAVIN	SC UNITED	4.800	7.600	-0.2	12.200	2.500
16T	501	BRETT MILLER-GW	Mix 2	4.200	8.200	-0.5	11.900	2.800
16T	202	CHRIS SIMPSON	OU GYM CLUB	3.700	8.200	..	11.900	2.800
16T	204	ERIC HOLLEY	OU GYM CLUB	4.100	7.800	..	11.900	2.800
19	306	MICAH CLIFFE	SC UNITED	4.700	7.400	-0.5	11.600	3.100
20	304	CEO GARCIA	SC UNITED	3.500	7.950	..	11.450	3.250
21	302	CAM EDWARDS-REA	SC UNITED	4.600	6.800	-0.3	11.100	3.600
22	402	HAYDEN SASSER-AFA	Mix 1	4.400	6.650	..	11.050	3.650
23	201	CORBIN HUNTER	OU GYM CLUB	2.900	8.350	-0.3	10.950	3.750
24	303	ZACH FOX	SC UNITED	3.300	7.200	-0.3	10.200	4.500
25	301	ANDREW KIRK	SC UNITED	4.500	5.600	..	10.100	4.600
26	206	TYSON CAMPBELL	OU GYM CLUB	1.600	8.250	..	9.850	4.850

2017 ROCKY MOUNTAIN OPEN

Event Results - Pommel

Jan 14, 2017

Page: 1
Printed: 1/14/2017 8:37:30 PM

Men / E
Session: 1



Rank	Num	Name	Gym	Diff	Exec	ND	Score	Out
1	102	ALLAN BOWER	OKLAHOMA	6.100	9.250	..	15.350	0.000
2	15	TIM WANG	AIR FORCE MEN	5.400	9.450	..	14.850	0.500
3	110	YUL MOLDAUER	OKLAHOMA	5.400	9.400	..	14.800	0.550
4	2	FLETCHER BRAUNTON	AIR FORCE MEN	5.200	9.100	..	14.300	1.050
5	107	HUNTER JUSTUS	OKLAHOMA	5.300	8.850	..	14.150	1.200
6T	108	GRANT KELL	OKLAHOMA	5.100	8.900	..	14.000	1.350
6T	116	JOSH YEE	OKLAHOMA	5.500	8.500	..	14.000	1.350
8	1	CASEY BRANIN	AIR FORCE MEN	5.000	8.600	..	13.600	1.750
9	6	MICHAEL GRAFT	AIR FORCE MEN	4.500	8.900	..	13.400	1.950
10	113	BRIAN SCHIBLER	OKLAHOMA	5.000	8.300	..	13.300	2.050
11	205	RILEY ADAMS	OU GYM CLUB	3.300	9.200	..	12.500	2.850
12	401	PETER DAGGETT-OU	Mix 1	4.500	7.900	..	12.400	2.950
13	3	CHASE CANNON	AIR FORCE MEN	5.000	7.300	..	12.300	3.050
14	403	RYAN GIROUARD-AFA	Mix 1	3.900	8.150	..	12.050	3.300
15	208	DUSTIN HIGDON	OU GYM CLUB	3.400	8.400	..	11.800	3.550
16	209	AUSTIN WEBSTER	OU GYM CLUB	3.100	8.650	..	11.750	3.600
17	213	TY MONTGOMERY	OU GYM CLUB	3.000	8.400	..	11.400	3.950
18	309	TYLER STRUCK	SC UNITED	4.000	6.850	..	10.850	4.500
19	305	DILSHAN KAVIN	SC UNITED	4.100	6.700	..	10.800	4.550
20	14	JONAH URLAUB	AIR FORCE MEN	4.300	6.400	..	10.700	4.650
21	308	NICK HORNER	SC UNITED	5.000	5.650	..	10.650	4.700
22	301	ANDREW KIRK	SC UNITED	3.600	6.150	..	9.750	5.600
23	207	TOM SAWSIRI	OU GYM CLUB	3.000	5.300	..	8.300	7.050
24	501	BRETT MILLER-GW	Mix 2	3.200	5.000	..	8.200	7.150
25	307	MICHAEL PALUMBO	SC UNITED	2.800	5.100	..	7.900	7.450
26	304	CEO GARCIA	SC UNITED	2.800	2.950	..	5.750	9.600

2017 ROCKY MOUNTAIN OPEN

Event Results - Rings

Jan 14, 2017

Page: 1
Printed: 1/14/2017 8:37:34 PM

Men / E
Session: 1



Rank	Num	Name	Gym	Diff	Exec	ND	Score	Out
1	102	ALLAN BOWER	OKLAHOMA	5.800	9.550	..	15.350	0.000
2	15	TIM WANG	AIR FORCE MEN	5.700	9.500	..	15.200	0.150
3	107	HUNTER JUSTUS	OKLAHOMA	5.700	9.400	..	15.100	0.250
4	110	YUL MOLDAUER	OKLAHOMA	5.700	9.300	..	15.000	0.350
5	112	REESE RICKETT	OKLAHOMA	5.500	9.350	..	14.850	0.500
6	212	CAMERON WRIGHT	OU GYM CLUB	5.200	9.400	..	14.600	0.750
7	111	ALEX POWARZYNSKI	OKLAHOMA	5.200	9.250	..	14.450	0.900
8	11	AARON NUBINE	AIR FORCE MEN	5.200	9.150	..	14.350	1.000
9	401	PETER DAGGETT-OU	Mix 1	5.300	9.000	..	14.300	1.050
10	104	THAO HOANG	OKLAHOMA	5.600	8.450	..	14.050	1.300
11	8	CHRISTIAN KALUSTIAN	AIR FORCE MEN	4.600	9.350	..	13.950	1.400
12	14	JONAH URLAUB	AIR FORCE MEN	4.000	9.500	..	13.500	1.850
13	211	COLLYN KELLOGG	OU GYM CLUB	4.700	8.650	..	13.350	2.000
14T	6	MICHAEL GRAFT	AIR FORCE MEN	4.100	9.100	..	13.200	2.150
14T	308	NICK HORNER	SC UNITED	4.500	8.700	..	13.200	2.150
16	304	CEO GARCIA	SC UNITED	4.300	8.850	..	13.150	2.200
17T	202	CHRIS SIMPSON	OU GYM CLUB	3.900	9.150	..	13.050	2.300
17T	208	DUSTIN HIGDON	OU GYM CLUB	4.100	8.950	..	13.050	2.300
19	210	ETHAN KAHN	OU GYM CLUB	3.600	9.400	..	13.000	2.350
20	209	AUSTIN WEBSTER	OU GYM CLUB	3.600	9.250	..	12.850	2.500
21	13	LUKAS TEXEIRA	AIR FORCE MEN	4.500	8.300	..	12.800	2.550
22	301	ANDREW KIRK	SC UNITED	3.700	8.700	..	12.400	2.950
23	305	DILSHAN KAVIN	SC UNITED	3.700	8.150	..	11.850	3.500
24	501	BRETT MILLER-GW	Mix 2	3.900	7.800	..	11.700	3.650
25	303	ZACH FOX	SC UNITED	3.200	8.250	..	11.450	3.900
26	302	CAM EDWARDS-REA	SC UNITED	1.600	7.600	..	9.200	6.150

2017 ROCKY MOUNTAIN OPEN

Event Results - Vault

Jan 14, 2017

Page: 1
Printed: 1/14/2017 8:37:36 PM

Men / E
Session: 1



Rank	Num	Name	Gym	Diff	Exec	ND	Score	Out
1	117	MATT WENSKE	OKLAHOMA	5.600	9.350	..	14.950	0.000
2	102	ALLAN BOWER	OKLAHOMA	5.300	9.550	..	14.850	0.100
3	15	TIM WANG	AIR FORCE MEN	5.200	9.500	..	14.700	0.250
4	103	TODD DOWDY	OKLAHOMA	5.200	9.400	..	14.600	0.350
5	104	THAO HOANG	OKLAHOMA	4.900	9.400	..	14.300	0.650
6	11	AARON NUBINE	AIR FORCE MEN	4.900	9.150	..	14.050	0.900
7T	204	ERIC HOLLEY	OU GYM CLUB	4.800	9.500	-0.3	14.000	0.950
7T	107	HUNTER JUSTUS	OKLAHOMA	4.800	9.300	-0.1	14.000	0.950
7T	114	GENKI SUZUKI	OKLAHOMA	4.800	9.200	..	14.000	0.950
10	305	DILSHAN KAVIN	SC UNITED	4.800	9.150	..	13.950	1.000
11T	206	TYSON CAMPBELL	OU GYM CLUB	4.400	9.150	..	13.550	1.400
11T	8	CHRISTIAN KALUSTIAN	AIR FORCE MEN	4.800	9.050	-0.3	13.550	1.400
13	205	RILEY ADAMS	OU GYM CLUB	4.800	8.800	-0.1	13.500	1.450
14T	302	CAM EDWARDS-REA	SC UNITED	4.100	9.300	..	13.400	1.550
14T	401	PETER DAGGETT-OU	Mix 1	4.400	9.100	-0.1	13.400	1.550
16	9	ERIC KLEIN	AIR FORCE MEN	5.200	8.150	..	13.350	1.600
17	3	CHASE CANNON	AIR FORCE MEN	4.800	8.750	-0.3	13.250	1.700
18T	203	RANDY SCHARNHORST	OU GYM CLUB	4.000	9.400	-0.3	13.100	1.850
18T	210	ETHAN KAHN	OU GYM CLUB	4.000	9.200	-0.1	13.100	1.850
18T	208	DUSTIN HIGDON	OU GYM CLUB	4.000	9.100	..	13.100	1.850
21	501	BRETT MILLER-GW	Mix 2	4.000	9.050	..	13.050	1.900
22	13	LUKAS TEXEIRA	AIR FORCE MEN	4.400	8.300	..	12.700	2.250
23	306	MICAH CLIFFE	SC UNITED	4.000	8.600	..	12.600	2.350
24	301	ANDREW KIRK	SC UNITED	3.200	9.200	..	12.400	2.550
25	304	CEO GARCIA	SC UNITED	4.000	8.300	..	12.300	2.650
26	303	ZACH FOX	SC UNITED	2.800	8.400	..	11.200	3.750

2017 ROCKY MOUNTAIN OPEN

Event Results - P Bars

Men / E
Session: 1

Jan 14, 2017



Rank	Num	Name	Gym	Diff	Exec	ND	Score	Out
1	110	YUL MOLDAUER	OKLAHOMA	6.100	9.400	..	15.500	0.000
2	102	ALLAN BOWER	OKLAHOMA	5.900	9.100	..	15.000	0.500
3	4	JONATHON FORNOFF	AIR FORCE MEN	5.300	9.400	..	14.700	0.800
4	111	ALEX POWARZYNSKI	OKLAHOMA	5.400	8.800	..	14.200	1.300
5T	15	TIM WANG	AIR FORCE MEN	5.700	8.350	..	14.050	1.450
5T	107	HUNTER JUSTUS	OKLAHOMA	5.800	8.250	..	14.050	1.450
7	208	DUSTIN HIGDON	OU GYM CLUB	4.100	9.600	..	13.700	1.800
8	101	LEVI ANDERSON	OKLAHOMA	5.100	8.550	..	13.650	1.850
9	117	MATT WENSKE	OKLAHOMA	4.900	8.700	..	13.600	1.900
10	1	CASEY BRANIN	AIR FORCE MEN	5.300	8.200	..	13.500	2.000
11	401	PETER DAGGETT-OU	Mix 1	5.100	8.350	..	13.450	2.050
12	406	MIKE GRAFT-AFA	Mix 1	4.100	9.300	..	13.400	2.100
13T	407	CHASE CANNON-AFA	Mix 1	4.700	8.600	..	13.300	2.200
13T	213	TY MONTGOMERY	OU GYM CLUB	4.800	8.500	..	13.300	2.200
15	501	BRETT MILLER-GW	Mix 2	3.900	9.350	..	13.250	2.250
16	12	JACOB STANLEY	AIR FORCE MEN	4.800	8.200	..	13.000	2.500
17	202	CHRIS SIMPSON	OU GYM CLUB	3.700	8.950	..	12.650	2.850
18	305	DILSHAN KAVIN	SC UNITED	4.200	8.250	..	12.450	3.050
19	301	ANDREW KIRK	SC UNITED	4.100	8.300	..	12.400	3.100
20T	205	RILEY ADAMS	OU GYM CLUB	3.800	8.550	..	12.350	3.150
20T	14	JONAH URLAUB	AIR FORCE MEN	3.900	8.450	..	12.350	3.150
22	408	ALEX HESS-AFA	Mix 1	4.200	7.850	..	12.050	3.450
23	209	AUSTIN WEBSTER	OU GYM CLUB	2.800	9.100	..	11.900	3.600
24	304	CEO GARCIA	SC UNITED	3.600	8.200	..	11.800	3.700
25	308	NICK HORNER	SC UNITED	3.700	7.900	..	11.600	3.900
26	210	ETHAN KAHN	OU GYM CLUB	2.800	8.550	..	11.350	4.150
27	11	AARON NUBINE	AIR FORCE MEN	4.700	6.250	..	10.950	4.550
28	303	ZACH FOX	SC UNITED	3.100	7.250	..	10.350	5.150
29	405	ERIC KLEIN-AFA	Mix 1	3.900	6.350	..	10.250	5.250
30	307	MICHAEL PALUMBO	SC UNITED	2.500	7.600	..	10.100	5.400

2017 ROCKY MOUNTAIN OPEN

Event Results - H Bar

Jan 14, 2017

Page: 1
Printed: 1/14/2017 8:37:41 PM

Men / E
Session: 1



Rank	Num	Name	Gym	Diff	Exec	ND	Score	Out
1	3	CHASE CANNON	AIR FORCE MEN	6.000	8.450	..-	14.450	0.000
2	101	LEVI ANDERSON	OKLAHOMA	6.000	8.300	..-	14.300	0.150
3	409	JAKE STANLEY-AFA	Mix 1	4.700	9.300	..-	14.000	0.450
4	116	JOSH YEE	OKLAHOMA	5.400	8.550	..-	13.950	0.500
5	102	ALLAN BOWER	OKLAHOMA	5.400	8.500	..-	13.900	0.550
6	114	GENKI SUZUKI	OKLAHOMA	5.300	8.550	..-	13.850	0.600
7T	111	ALEX POWARZYNSKI	OKLAHOMA	5.100	8.550	..-	13.650	0.800
7T	15	TIM WANG	AIR FORCE MEN	5.200	8.450	..-	13.650	0.800
9	401	PETER DAGGETT-OU	Mix 1	5.100	8.450	..-	13.550	0.900
10	107	HUNTER JUSTUS	OKLAHOMA	4.800	8.550	..-	13.350	1.100
11	203	RANDY SCHARNHORST	OU GYM CLUB	4.100	9.150	..-	13.250	1.200
12	11	AARON NUBINE	AIR FORCE MEN	4.700	8.400	..-	13.100	1.350
13	1	CASEY BRANIN	AIR FORCE MEN	5.200	7.450	..-	12.650	1.800
14	213	TY MONTGOMERY	OU GYM CLUB	4.000	8.550	..-	12.550	1.900
15	405	ERIC KLEIN-AFA	Mix 1	4.700	7.750	..-	12.450	2.000
16	501	BRETT MILLER-GW	Mix 2	3.500	8.650	..-	12.150	2.300
17	13	LUKAS TEXEIRA	AIR FORCE MEN	5.000	7.100	..-	12.100	2.350
18	209	AUSTIN WEBSTER	OU GYM CLUB	3.200	8.750	..-	11.950	2.500
19	211	COLLYN KELLOGG	OU GYM CLUB	3.200	8.550	..-	11.750	2.700
20	310	KEVIN KICHIK	SC UNITED	3.300	8.300	..-	11.600	2.850
21	305	DILSHAN KAVIN	SC UNITED	3.700	7.850	..-	11.550	2.900
22	8	CHRISTIAN KALUSTIAN	AIR FORCE MEN	4.900	6.550	..-	11.450	3.000
23*	308	NICK HORNER	SC UNITED	3.200	7.850	..-	11.050	3.400
23*	206	TYSON CAMPBELL	OU GYM CLUB	3.200	7.850	..-	11.050	3.400
25	304	CEO GARCIA	SC UNITED	2.300	8.500	..-	10.800	3.650
26	306	MICAH CLIFFE	SC UNITED	2.800	7.650	..-	10.450	4.000
27	303	ZACH FOX	SC UNITED	3.100	7.050	..-	10.150	4.300
28	202	CHRIS SIMPSON	OU GYM CLUB	3.000	6.750	..-	9.750	4.700

2017 ROCKY MOUNTAIN OPEN

Event Results - AA

Jan 14, 2017

Page: 1
Printed: 1/14/2017 8:37:43 PM

Men / E
Session: 1







Rank	Num	Name	Gym	Score	Out
1	102	ALLAN BOWER	OKLAHOMA	88.750	0.000
2	15	TIM WANG	AIR FORCE MEN	85.550	3.200
3	107	HUNTER JUSTUS	OKLAHOMA	84.800	3.950
4	401	PETER DAGGETT-OU	Mix 1	80.800	7.950
5	305	DILSHAN KAVIN	SC UNITED	72.800	15.950
6	501	BRETT MILLER-GW	Mix 2	70.250	18.500
7	304	CEO GARCIA	SC UNITED	65.250	23.500

2017 ROCKY MOUNTAIN OPEN

Scores

Jan 14, 2017

Men / E
Session: 1







Num	Name	Team									AA
		#1	#2	#3							
AIR FORCE MEN											
15	TIM WANG	A			13.100	14.850	15.200	14.700	14.050	13.650	85.550
11	AARON NUBINE	A			12.700	___	14.350	14.050	10.950	13.100	65.150
1	CASEY BRANIN	A			14.200	13.600	___	___	13.500	12.650	53.950
8	CHRISTIAN KALUSTIAN	A			13.050	___	13.950	13.550	___	11.450	52.000
3	CHASE CANNON	A			___	12.300	___	13.250	___	14.450	40.000
13	LUKAS TEXEIRA	A			___	___	12.800	12.700	___	12.100	37.600
14	JONAH URLAUB	A			___	10.700	13.500	___	12.350	___	36.550
6	MICHAEL GRAFT	A			___	13.400	13.200	___	___	___	26.600
4	JONATHON FORNOFF	A			___	___	___	___	14.700	___	14.700
2	FLETCHER BRAUNTON	A			___	14.300	___	___	___	___	14.300
9	ERIC KLEIN	A			___	___	___	13.350	___	___	13.350
5	RYAN GIROUARD	A			13.200	___	___	___	___	___	13.200
12	JACOB STANLEY	A			___	___	___	___	13.000	___	13.000
7	ALEX HESS	A			___	___	___	___	___	___	___
10	TROY MATHER	A			___	___	___	___	___	___	___
Mix 1											
401	PETER DAGGETT-OU	A			13.700	12.400	14.300	13.400	13.450	13.550	80.800
405	ERIC KLEIN-AFA	A			___	___	___	___	10.250	12.450	22.700
409	JAKE STANLEY-AFA	A			___	___	___	___	___	14.000	14.000
406	MIKE GRAFT-AFA	A			___	___	___	___	13.400	___	13.400
407	CHASE CANNON-AFA	A			___	___	___	___	13.300	___	13.300
403	RYAN GIROUARD-AFA	A			___	12.050	___	___	___	___	12.050
408	ALEX HESS-AFA	A			___	___	___	___	12.050	___	12.050
402	HAYDEN SASSER-AFA	A			11.050	___	___	___	___	___	11.050
404	LUKAS TEXEIRA-AFA	A			___	___	___	___	___	___	___
Mix 2											
501	BRETT MILLER-GW	A			11.900	8.200	11.700	13.050	13.250	12.150	70.250
502	LUKAS TEXEIRA-AF	A			___	___	___	___	___	___	___
OKLAHOMA											
102	ALLAN BOWER	A			14.300	15.350	15.350	14.850	15.000	13.900	88.750
107	HUNTER JUSTUS	A			14.150	14.150	15.100	14.000	14.050	13.350	84.800
110	YUL MOLDAUER	A			___	14.800	15.000	___	15.500	___	45.300
104	THAO HOANG	A			14.500	___	14.050	14.300	___	___	42.850
111	ALEX POWARZYNSKI	A			___	___	14.450	___	14.200	13.650	42.300
117	MATT WENSKE	A			13.750	___	___	14.950	13.600	___	42.300
101	LEVI ANDERSON	A			13.400	___	___	___	13.650	14.300	41.350
103	TODD DOWDY	A			14.700	___	___	14.600	___	___	29.300

2017 ROCKY MOUNTAIN OPEN

Scores

Jan 14, 2017

Men / E
Session: 1

Num	Name	Team									AA
		#1	#2	#3							
OKLAHOMA continued...											
116	JOSH YEE		A		14.000					13.950	27.950
114	GENKI SUZUKI		A				14.000			13.850	27.850
112	REESE RICKETT		A			14.850					14.850
108	GRANT KELL		A		14.000						14.000
113	BRIAN SCHIBLER		A		13.300						13.300
105	ISAMU ITO		A								
106	TANNER JUSTUS		A								
109	JAKE MALOLEY		A								
115	COLIN VAN WICKLEN		A								
OU GYM CLUB											
205	RILEY ADAMS		A	13.600	12.500		13.500	12.350			51.950
208	DUSTIN HIGDON		A		11.800	13.050	13.100	13.700			51.650
209	AUSTIN WEBSTER		A		11.750	12.850		11.900	11.950		48.450
202	CHRIS SIMPSON		A	11.900		13.050		12.650	9.750		47.350
203	RANDY SCHARNHORST		A	13.000			13.100		13.250		39.350
210	ETHAN KAHN		A			13.000	13.100	11.350			37.450
213	TY MONTGOMERY		A		11.400			13.300	12.550		37.250
206	TYSON CAMPBELL		A	9.850			13.550		11.050		34.450
204	ERIC HOLLEY		A	11.900			14.000				25.900
211	COLLYN KELLOGG		A			13.350			11.750		25.100
212	CAMERON WRIGHT		A			14.600					14.600
201	CORBIN HUNTER		A	10.950							10.950
207	TOM SAWSIRI		A		8.300						8.300
SC UNITED											
305	DILSHAN KAVIN		A	12.200	10.800	11.850	13.950	12.450	11.550		72.800
304	CEO GARCIA		A	11.450	5.750	13.150	12.300	11.800	10.800		65.250
301	ANDREW KIRK		A	10.100	9.750	12.400	12.400	12.400			57.050
303	ZACH FOX		A	10.200		11.450	11.200	10.350	10.150		53.350
308	NICK HORNER		A		10.650	13.200		11.600	11.050		46.500
306	MICAH CLIFFE		A	11.600			12.600		10.450		34.650
302	CAM EDWARDS-REA		A	11.100		9.200	13.400				33.700
307	MICHAEL PALUMBO		A		7.900			10.100			18.000
310	KEVIN KICHIK		A						11.600		11.600
309	TYLER STRUCK		A		10.850						10.850