







# 2017 NCAA Championships - Finals

## Team Results

Apr 22, 2017

Rank	Gym	Team	Score						
1	Oklahoma	X	431.950	70.950 2	69.850 3T	74.000 1	73.100 1	74.100 1	69.950 1
2	OSU	X	423.700	69.650 6	71.300 1	70.300 3	71.950 3	70.650 3	69.850 2
3	Illinois	X	422.100	70.900 3	70.000 2	70.500 2	72.550 2	69.250 6	68.900 4
4	Stanford	X	421.500	70.200 4	69.850 3T	70.200 4	70.950 5	71.300 2	69.000 3
5	Minnesota	X	414.200 (Inc -1.0 ND)	69.750 5	67.300 5	68.250 5	71.900 4	70.200 5	67.800 5
6	Nebraska	X	412.900	71.500 1	66.550 6	68.150 6	70.700 6	70.400 4	65.600 6







# 2017 NCAA Championships - Finals

## Event Results - AA

Apr 22, 2017

Page: 1  
Printed: 4/22/2017 9:11 PM

Men / 10  
Session: 3

Rank	Num	Name	Gym							AA
1	1411	Akash Modi	Stanford	14.250	14.850	14.150	14.850	15.300	14.500	87.900
2	1111	Yul Moldauer	Oklahoma	14.900	13.250	14.950	14.850	15.150	14.500	87.600
3	1102	Allan Bower	Oklahoma	14.600	14.850	14.700	14.950	15.200	13.000	87.300
4	1017	Sean Melton	OSU	14.300	13.550	14.900	14.700	14.450	14.500	86.400
5	1116	Colin Van Wicklen	Oklahoma	14.600	13.250	13.500	14.850	14.500	14.350	85.050
6	1024	Alec Yoder	OSU	13.800	14.800	14.200	14.350	13.950	13.850	84.950
7	1412	Robert Neff	Stanford	14.300	12.650	14.000	14.300	14.700	14.850	84.800
8	115	Tim Wang	Air Force	13.900	14.050	14.250	14.250	14.750	13.400	84.600
9	1014	Jake Martin	OSU	14.000	13.950	13.350	14.400	14.100	14.250	84.050
10	918	Chris Stephenson	Nebraska	14.300	13.200	13.400	14.250	14.200	13.500	82.850
11T	708	Justin Karstadt	Minnesota	13.950	13.450	13.700	14.300	14.050	12.300	81.750
11T	814	Jonathan Tang	Navy	14.350	12.850	13.900	13.550	14.050	13.050	81.750
13	917	Anton Stephenson	Nebraska	14.050	12.900	12.300	14.600	14.150	13.200	81.200
14	502	Andrew Botto	Iowa	13.450	12.350	14.450	14.050	13.950	12.600	80.850
15	1225	Sam Zakutney	PSU	13.000	11.850	12.700	13.800	14.800	14.050	80.200
16	309	Aaron Mah	California	13.650	13.150	13.100	13.550	12.700	13.800	79.950
17	1610	Aria Sabbagh	W&M	12.950	12.050	13.000	12.600	13.400	13.000	77.000

# 2017 NCAA Championships - Finals

## Event Results - Floor

Apr 22, 2017



Rank	Num	Name	Gym	Diff	E1	E2	E3	E4	Exec	ND	Score
1	1111	Yul Moldauer	Oklahoma	5.800	8.900	9.100	9.100	9.100	9.100	...	14.900
2*	1102	Allan Bower	Oklahoma	5.400	9.200	9.200	9.300	9.200	9.200	...	14.600
2*	905	Austin Epperson	Nebraska	5.400	8.900	9.000	9.400	9.400	9.200	...	14.600
2T	1116	Colin Van Wicklen	Oklahoma	5.600	9.200	9.000	9.000	9.000	9.000	...	14.600
5	910	Kyle King	Nebraska	5.700	8.600	8.600	9.000	8.900	8.750	...	14.450
6*	1002	Joey Bonanno	OSU	5.400	8.900	9.000	9.000	9.000	9.000	...	14.400
6*	711	Zach Liebler	Minnesota	5.400	9.000	9.300	9.000	8.900	9.000	...	14.400
6*	404	Chandler Eggleston	Illinois	5.400	9.000	9.000	9.000	9.000	9.000	...	14.400
9T	814	Jonathan Tang	Navy	5.400	8.700	8.800	9.100	9.100	8.950	...	14.350
9T	403	Alex Diab	Illinois	5.700	8.400	8.500	8.800	8.800	8.650	...	14.350
11T	1017	Sean Melton	OSU	5.300	9.000	8.900	9.100	9.000	9.000	...	14.300
11*	1412	Robert Neff	Stanford	5.400	9.000	9.000	8.700	8.800	8.900	...	14.300
11*	918	Chris Stephenson	Nebraska	5.400	8.900	9.000	8.900	8.900	8.900	...	14.300
14*	1411	Akash Modi	Stanford	5.600	8.700	8.700	8.600	8.500	8.650	...	14.250
14*	707	Vitali Kan	Minnesota	5.600	8.700	8.900	8.500	8.600	8.650	...	14.250
16T	418	Sebastian Quiana	Illinois	5.400	8.800	8.700	8.900	8.800	8.800	...	14.200
16T	1415	Taylor Seaton	Stanford	5.800	8.400	8.500	8.400	8.400	8.400	...	14.200
18T	620	Anthony Stefanelli	Michigan	5.400	8.600	8.700	8.700	8.900	8.700	...	14.100
18*	901	Connor Adamsick	Nebraska	5.600	8.500	8.500	8.500	8.500	8.500	...	14.100
18*	401	Bobby Baker	Illinois	5.600	8.300	8.600	8.500	8.500	8.500	...	14.100
21	917	Anton Stephenson	Nebraska	5.400	8.600	8.800	8.700	8.600	8.650	...	14.050
22*	1014	Jake Martin	OSU	5.300	8.700	8.800	8.600	8.700	8.700	...	14.000
22*	616	Anthony McCallum	Michigan	5.300	8.800	8.900	8.600	8.600	8.700	...	14.000
22T	802	Lucas Beltran	Navy	5.500	8.100	8.500	8.500	8.700	8.500	...	14.000
25	708	Justin Karstadt	Minnesota	5.500	8.200	8.600	8.400	8.500	8.450	...	13.950
26	115	Tim Wang	Air Force	5.400	8.500	8.400	8.500	8.500	8.500	...	13.900
27T	417	Joey Peters	Illinois	5.200	8.300	8.500	8.800	8.900	8.650	...	13.850
27T	704	Joel Gagnon	Minnesota	5.600	8.300	8.600	8.200	8.400	8.350	-0.1	13.850
29T	1024	Alec Yoder	OSU	5.200	8.600	8.400	8.700	8.600	8.600	...	13.800
29*	1404	Jordan DeClerk	Stanford	5.400	8.500	8.300	8.300	8.500	8.400	...	13.800
29*	701	Luke Aldrich	Minnesota	5.400	8.400	8.300	8.400	8.500	8.400	...	13.800
32	1117	Matt Wenske	Oklahoma	5.500	8.400	8.500	8.100	8.300	8.350	-0.1	13.750
33T	1413	Bailey Perez	Stanford	5.200	8.500	8.400	8.400	8.600	8.450	...	13.650
33T	309	Aaron Mah	California	5.300	8.200	8.600	8.400	8.300	8.350	...	13.650
35T	502	Andrew Botto	Iowa	4.800	8.600	8.900	8.700	8.600	8.650	...	13.450
35T	718	Alex Wittenberg	Minnesota	5.600	7.900	7.800	7.800	8.000	7.850	...	13.450
37	1008	Jake Dastrup	OSU	5.500	7.700	7.700	7.500	7.600	7.650	...	13.150
38	1105	Thao Hoang	Oklahoma	5.500	8.000	8.200	8.000	8.000	8.000	-0.4	13.100
39	1225	Sam Zakutney	PSU	5.400	7.200	7.600	7.800	7.600	7.600	...	13.000
40	1610	Aria Sabbagh	W&M	4.600	8.300	8.400	8.500	8.300	8.350	...	12.950
41	1211	Dominic DiFulvio	PSU	5.300	7.200	7.700	7.400	7.600	7.500	...	12.800
42	313	Michael Rauchweg	California	5.100	7.400	7.800	7.300	7.200	7.350	...	12.450
43	201	Seth Cannon	Army	5.000	5.300	5.800	5.600	5.600	5.600	...	10.600

# 2017 NCAA Championships - Finals

## Event Results - Pommel

Apr 22, 2017



Rank	Num	Name	Gym	Diff	E1	E2	E3	E4	Exec	ND	Score
1	1216	Stephen Nedorosci	PSU	5.500	9.400	9.300	9.400	9.400	9.400	...	14.900
2T	1411	Akash Modi	Stanford	5.900	9.000	9.100	8.400	8.900	8.950	...	14.850
2T	1102	Allan Bower	Oklahoma	6.100	8.800	8.900	8.700	8.700	8.750	...	14.850
4T	415	Brandon Ngai	Illinois	5.400	9.400	9.300	9.600	9.400	9.400	...	14.800
4T	1024	Alec Yoder	OSU	6.100	9.000	8.700	8.400	8.700	8.700	...	14.800
6	1603	Jacopo Gliozzi	W&M	5.700	8.800	9.300	9.000	9.000	9.000	...	14.700
7	1008	Jake Dastrup	OSU	5.800	8.800	8.700	8.600	8.800	8.750	...	14.550
8T	1021	David Szarvas	OSU	5.500	8.800	8.800	9.200	9.200	9.000	...	14.500
8T	1410	Andrew Misiolek	Stanford	5.600	8.500	8.800	9.000	9.000	8.900	...	14.500
8T	1208	Leroy Clarke Jr.	PSU	5.700	8.900	8.700	8.500	8.900	8.800	...	14.500
11*	1118	Josh Yee	Oklahoma	5.300	8.900	8.700	9.200	9.000	8.950	...	14.250
11*	405	Matthew Foster	Illinois	5.300	9.100	8.900	9.000	8.900	8.950	...	14.250
13	406	Thomas Gibbs	Illinois	5.100	8.900	9.200	9.000	9.000	9.000	...	14.100
14T	1421	Drew Willoughby	Stanford	5.100	8.900	9.100	8.900	9.000	8.950	...	14.050
14T	115	Tim Wang	Air Force	5.400	8.600	8.600	8.700	9.100	8.650	...	14.050
16	1014	Jake Martin	OSU	5.500	8.500	8.400	8.400	8.600	8.450	...	13.950
17	1107	Hunter Justus	Oklahoma	5.400	8.500	8.300	8.600	8.400	8.450	...	13.850
18T	718	Alex Wittenberg	Minnesota	4.900	8.900	8.900	8.900	9.000	8.900	...	13.800
18T	416	Michael Paradise	Illinois	5.000	8.800	8.600	8.800	8.900	8.800	...	13.800
18T	910	Kyle King	Nebraska	5.200	8.800	8.700	8.500	8.500	8.600	...	13.800
18T	1414	Joey Ringer	Stanford	5.300	8.600	8.500	8.500	8.500	8.500	...	13.800
22T	909	Jordan King	Nebraska	5.000	8.600	8.700	8.700	8.800	8.700	...	13.700
22T	707	Vitali Kan	Minnesota	5.300	8.400	8.400	8.600	8.400	8.400	...	13.700
24	1115	Genki Suzuki	Oklahoma	5.600	8.000	8.000	8.200	8.100	8.050	...	13.650
25T	1017	Sean Melton	OSU	4.400	9.000	9.200	9.300	9.100	9.150	...	13.550
25T	703	Tristan Duran	Minnesota	5.000	8.700	8.800	8.200	8.400	8.550	...	13.550
27*	1012	Brandon Jacoby	OSU	5.600	7.800	7.600	8.000	8.100	7.900	...	13.500
27*	506	Austin Hodges	Iowa	5.600	7.900	7.800	8.000	7.900	7.900	...	13.500
29	708	Justin Karstadt	Minnesota	5.200	7.800	8.300	8.200	8.300	8.250	...	13.450
30T	1116	Colin Van Wicklen	Oklahoma	4.500	8.800	8.800	8.700	8.100	8.750	...	13.250
30T	1111	Yul Moldauer	Oklahoma	5.100	8.200	7.800	8.400	8.100	8.150	...	13.250
32	918	Chris Stephenson	Nebraska	4.400	8.900	8.900	8.700	8.500	8.800	...	13.200
33T	309	Aaron Mah	California	4.500	8.700	8.700	8.600	8.300	8.650	...	13.150
33T	907	Travis Gollott	Nebraska	5.400	7.600	7.900	8.100	7.500	7.750	...	13.150
35	402	Tyson Bull	Illinois	4.300	8.400	8.800	8.700	8.800	8.750	...	13.050
36	904	Antonio Castro	Nebraska	5.100	7.800	7.700	8.000	8.400	7.900	...	13.000
37	509	Nicholas Merryman	Iowa	5.000	8.100	7.600	7.900	8.000	7.950	...	12.950
38	917	Anton Stephenson	Nebraska	5.300	7.600	7.400	7.600	7.800	7.600	...	12.900
39	814	Jonathan Tang	Navy	4.400	8.100	8.200	8.900	8.700	8.450	...	12.850
40	701	Luke Aldrich	Minnesota	5.000	7.800	7.800	7.800	6.900	7.800	...	12.800
41	1412	Robert Neff	Stanford	4.300	8.600	8.300	8.400	8.000	8.350	...	12.650
42	502	Andrew Botto	Iowa	3.900	8.500	8.400	8.700	8.400	8.450	...	12.350
43	1610	Aria Sabbagh	W&M	4.000	8.300	8.000	8.000	8.100	8.050	...	12.050
44	1225	Sam Zakutney	PSU	5.100	6.800	6.600	7.200	6.700	6.750	...	11.850
45	507	Kevin Johnson	Iowa	4.300	7.300	7.000	7.000	7.000	7.000	...	11.300

# 2017 NCAA Championships - Finals

## Event Results - Rings

Apr 22, 2017



Rank	Num	Name	Gym	Diff	E1	E2	E3	E4	Exec	ND	Score
1	1111	Yul Moldauer	Oklahoma	5.900	8.800	8.800	9.300	9.400	9.050	__.	14.950
2	1017	Sean Melton	OSU	5.800	9.000	9.000	9.200	9.200	9.100	__.	14.900
3T	1113	Reese Rickett	Oklahoma	5.700	9.100	9.100	9.000	9.200	9.100	__.	14.800
3T	1105	Thao Hoang	Oklahoma	5.800	9.000	8.700	9.000	9.000	9.000	__.	14.800
5	1107	Hunter Justus	Oklahoma	5.700	8.900	8.900	9.200	9.200	9.050	__.	14.750
6	1102	Allan Bower	Oklahoma	5.800	8.700	8.800	9.000	9.200	8.900	__.	14.700
7	403	Alex Diab	Illinois	5.700	8.900	8.700	9.000	9.000	8.950	__.	14.650
8	401	Bobby Baker	Illinois	5.800	8.800	8.900	8.800	8.700	8.800	__.	14.600
9	502	Andrew Botto	Iowa	5.700	8.600	8.600	9.000	8.900	8.750	__.	14.450
10	1006	Chris Coombs	OSU	5.400	9.000	9.200	9.000	8.800	9.000	__.	14.400
11	1405	Josiah Eng	Stanford	5.600	9.000	8.900	8.600	8.600	8.750	__.	14.350
12	115	Tim Wang	Air Force	5.800	8.500	8.500	8.400	8.400	8.450	__.	14.250
13	1024	Alec Yoder	OSU	5.200	8.600	8.900	9.100	9.100	9.000	__.	14.200
14	1411	Akash Modi	Stanford	5.800	8.500	8.400	8.200	8.300	8.350	__.	14.150
15*	715	Jalon Stephens	Minnesota	5.200	8.900	8.900	9.000	8.900	8.900	__.	14.100
15*	608	Ryan Dunning	Michigan	5.200	8.900	8.800	9.000	8.900	8.900	__.	14.100
15*	417	Joey Peters	Illinois	5.200	8.800	8.900	9.100	8.900	8.900	__.	14.100
18T	909	Jordan King	Nebraska	4.900	9.100	9.000	9.200	9.400	9.150	__.	14.050
18T	621	Marty Strech	Michigan	5.400	8.800	8.400	8.500	8.900	8.650	__.	14.050
20T	1412	Robert Neff	Stanford	5.000	9.000	9.100	9.000	8.800	9.000	__.	14.000
20T	1013	Ryan Lemezis	OSU	5.100	8.800	9.100	8.800	9.000	8.900	__.	14.000
22	814	Jonathan Tang	Navy	5.200	8.400	8.800	8.800	8.600	8.700	__.	13.900
23*	1404	Jordan DeClerk	Stanford	4.900	8.800	8.800	9.200	9.100	8.950	__.	13.850
23*	1415	Taylor Seaton	Stanford	4.900	9.200	8.900	8.800	9.000	8.950	__.	13.850
23T	902	Heath Anderson	Nebraska	5.000	8.700	8.900	8.800	9.100	8.850	__.	13.850
26T	707	Vitali Kan	Minnesota	4.600	9.200	9.100	9.200	9.300	9.200	__.	13.800
26T	513	Mark Springett	Iowa	5.300	8.500	8.500	8.600	8.500	8.500	__.	13.800
26T	1218	Christoper Sands	PSU	5.400	8.600	8.400	8.400	8.000	8.400	__.	13.800
29	504	Dylan Ellsworth	Iowa	5.000	8.700	8.600	8.800	9.000	8.750	__.	13.750
30	708	Justin Karstadt	Minnesota	5.100	8.400	8.700	8.500	8.700	8.600	__.	13.700
31	413	Dennis Minton	Illinois	5.200	8.300	8.800	8.400	8.400	8.400	__.	13.600
32T	408	Johnny Jacobson	Illinois	4.700	8.800	8.900	8.500	8.900	8.850	__.	13.550
32T	905	Austin Epperson	Nebraska	4.800	8.700	9.000	8.800	8.500	8.750	__.	13.550
32T	712	Yaroslav Pochinka	Minnesota	5.300	8.100	7.700	8.400	8.500	8.250	__.	13.550
35	1116	Colin Van Wicklen	Oklahoma	4.800	8.500	8.600	8.900	8.800	8.700	__.	13.500
36	918	Chris Stephenson	Nebraska	4.400	9.000	9.000	8.900	9.000	9.000	__.	13.400
37	1014	Jake Martin	OSU	4.900	8.000	8.400	8.500	8.800	8.450	__.	13.350
38	915	Sanjaya Roy	Nebraska	4.400	8.800	8.600	9.000	9.100	8.900	__.	13.300
39	509	Nicholas Merryman	Iowa	4.400	8.800	9.000	8.900	8.800	8.850	__.	13.250
40T	309	Aaron Mah	California	4.300	8.800	8.300	8.800	9.000	8.800	__.	13.100
40T	714	Mitchell Soukup	Minnesota	5.200	7.500	7.900	7.900	8.000	7.900	__.	13.100
42	1610	Aria Sabbagh	W&M	4.300	8.500	8.700	8.700	8.800	8.700	__.	13.000
43	1004	Tristan Burke	OSU	4.800	7.600	7.900	8.100	8.100	8.000	__.	12.800
44	1225	Sam Zakutney	PSU	4.400	8.100	8.300	8.300	8.600	8.300	__.	12.700
45	917	Anton Stephenson	Nebraska	4.000	8.000	8.000	8.700	8.600	8.300	__.	12.300

# 2017 NCAA Championships - Finals

## Event Results - Vault

Apr 22, 2017



Rank	Num	Name	Gym	Diff	E1	E2	E3	E4	Exec	ND	Score
1	616	Anthony McCallum	Michigan	5.600	9.500	9.300	9.500	9.500	9.500	__.	15.100
2	1102	Allan Bower	Oklahoma	5.300	9.600	9.700	9.700	9.600	9.650	__.	14.950
3	606	Emyre Cole	Michigan	5.200	9.700	9.700	9.800	9.700	9.700	__.	14.900
4T	1111	Yul Moldauer	Oklahoma	5.200	9.600	9.700	9.700	9.600	9.650	__.	14.850
4T	1411	Akash Modi	Stanford	5.300	9.500	9.700	9.600	9.500	9.550	__.	14.850
4T	1116	Colin Van Wicklen	Oklahoma	5.600	9.300	9.200	9.100	9.500	9.250	__.	14.850
7	401	Bobby Baker	Illinois	5.200	9.500	9.700	9.600	9.600	9.600	__.	14.800
8	707	Vitali Kan	Minnesota	5.200	9.500	9.500	9.600	9.600	9.550	__.	14.750
9*	1108	Tanner Justus	Oklahoma	5.200	9.500	9.600	9.300	9.500	9.500	__.	14.700
9*	1017	Sean Melton	OSU	5.200	9.300	9.200	9.700	9.700	9.500	__.	14.700
9*	712	Yaroslav Pochinka	Minnesota	5.200	9.500	9.500	9.600	9.500	9.500	__.	14.700
12	410	Jacob Light	Illinois	5.200	9.400	9.300	9.500	9.500	9.450	__.	14.650
13T	403	Alex Diab	Illinois	4.900	9.600	9.700	9.700	9.700	9.700	__.	14.600
13T	917	Anton Stephenson	Nebraska	5.200	9.400	9.400	9.400	9.500	9.400	__.	14.600
15	1010	Seth Delbridge	OSU	5.200	9.500	9.700	9.300	9.400	9.450	-0.1	14.550
16T	911	Daniel Leal	Nebraska	4.900	9.600	9.600	9.700	9.600	9.600	__.	14.500
16T	711	Zach Liebler	Minnesota	5.200	9.300	9.300	9.500	9.200	9.300	__.	14.500
18	504	Dylan Ellsworth	Iowa	5.200	9.200	9.300	9.300	9.200	9.250	__.	14.450
19T	1014	Jake Martin	OSU	4.800	9.500	9.700	9.600	9.600	9.600	__.	14.400
19T	1211	Dominic DiFulvio	PSU	5.200	9.400	9.100	9.200	9.400	9.300	-0.1	14.400
21	1024	Alec Yoder	OSU	5.200	9.200	9.100	9.100	9.500	9.150	__.	14.350
22*	1412	Robert Neff	Stanford	4.800	9.500	9.400	9.500	9.500	9.500	__.	14.300
22*	1420	Gareth Weiss	Stanford	4.800	9.400	9.500	9.500	9.500	9.500	__.	14.300
22*	404	Chandler Eggleston	Illinois	4.800	9.400	9.500	9.500	9.600	9.500	__.	14.300
22T	708	Justin Karstadt	Minnesota	4.900	9.400	9.400	9.500	9.400	9.400	__.	14.300
26T	918	Chris Stephenson	Nebraska	4.800	9.400	9.500	9.300	9.500	9.450	__.	14.250
26T	115	Tim Wang	Air Force	5.200	9.000	8.900	9.100	9.100	9.050	__.	14.250
28	411	Blake Martin	Illinois	4.800	9.400	9.300	9.400	9.400	9.400	__.	14.200
29	502	Andrew Botto	Iowa	4.800	9.300	9.200	9.200	9.300	9.250	__.	14.050
30	901	Connor Adamsick	Nebraska	4.800	9.200	9.100	9.200	9.200	9.200	__.	14.000
31	1002	Joey Bonanno	OSU	5.200	8.800	8.900	8.800	9.000	8.850	-0.1	13.950
32T	1225	Sam Zakutney	PSU	4.800	9.100	9.100	9.100	9.300	9.100	-0.1	13.800
32T	1413	Bailey Perez	Stanford	4.800	9.000	9.000	9.200	8.900	9.000	__.	13.800
34	1117	Matt Wenske	Oklahoma	5.600	8.500	8.500	8.100	8.400	8.450	-0.3	13.750
35	1415	Taylor Seaton	Stanford	5.200	8.500	8.700	8.300	8.500	8.500	__.	13.700
36T	704	Joel Gagnon	Minnesota	5.200	8.800	8.700	8.800	8.600	8.750	-0.3	13.650
36T	313	Michael Rauchwerg	California	5.200	8.500	8.400	8.500	8.000	8.450	__.	13.650
38T	814	Jonathan Tang	Navy	4.400	9.300	9.100	9.100	9.200	9.150	__.	13.550
38T	309	Aaron Mah	California	4.800	9.000	9.100	9.000	9.100	9.050	-0.3	13.550
40	802	Lucas Beltran	Navy	5.200	8.400	8.000	8.200	8.300	8.250	__.	13.450
41	910	Kyle King	Nebraska	5.200	8.300	8.200	8.100	8.100	8.150	__.	13.350
42	1610	Aria Sabbagh	W&M	4.400	8.300	8.300	8.300	8.200	8.300	-0.1	12.600

# 2017 NCAA Championships - Finals

## Event Results - P Bars

Apr 22, 2017



Rank	Num	Name	Gym	Diff	E1	E2	E3	E4	Exec	ND	Score
1	1411	Akash Modi	Stanford	6.300	9.200	9.100	8.900	8.800	9.000	...	15.300
2	1102	Allan Bower	Oklahoma	5.800	9.500	9.400	9.300	9.400	9.400	...	15.200
3	1111	Yul Moldauer	Oklahoma	5.900	9.000	9.400	9.200	9.300	9.250	...	15.150
4	1107	Hunter Justus	Oklahoma	5.900	8.900	9.100	9.000	9.000	9.000	...	14.900
5	1225	Sam Zakutney	PSU	5.400	9.400	9.400	9.500	9.400	9.400	...	14.800
6	115	Tim Wang	Air Force	5.500	9.300	9.400	9.200	9.100	9.250	...	14.750
7	1412	Robert Neff	Stanford	5.200	9.500	9.500	9.600	9.500	9.500	...	14.700
8T	1116	Colin Van Wicklen	Oklahoma	5.200	9.500	9.300	9.300	9.100	9.300	...	14.500
8T	703	Tristan Duran	Minnesota	5.300	9.200	9.100	9.200	9.200	9.200	...	14.500
10T	511	Cory Paterson	Iowa	4.900	9.600	9.600	9.500	9.500	9.550	...	14.450
10T	1404	Jordan DeClerk	Stanford	5.400	9.100	9.000	9.200	9.000	9.050	...	14.450
10T	1017	Sean Melton	OSU	5.800	8.600	8.800	8.700	8.600	8.650	...	14.450
13T	401	Bobby Baker	Illinois	5.300	9.000	9.100	9.100	9.000	9.050	...	14.350
13T	1112	Alex Powarzynski	Oklahoma	5.500	8.600	8.900	9.000	8.800	8.850	...	14.350
15	408	Johnny Jacobson	Illinois	5.500	8.800	8.800	9.000	8.800	8.800	...	14.300
16*	911	Daniel Leal	Nebraska	5.100	8.900	9.200	9.200	9.100	9.150	...	14.250
16*	104	Jonathon Fornoff	Air Force	5.100	9.200	9.300	9.100	9.000	9.150	...	14.250
16T	702	Ryan Bergman	Minnesota	5.200	8.900	9.000	9.100	9.100	9.050	...	14.250
16T	1408	David Jessen	Stanford	5.300	8.900	9.000	9.000	8.700	8.950	...	14.250
20T	918	Chris Stephenson	Nebraska	5.500	8.700	8.800	8.700	8.600	8.700	...	14.200
20T	1008	Jake Dastrup	OSU	5.600	8.600	8.700	8.600	8.400	8.600	...	14.200
22	917	Anton Stephenson	Nebraska	5.200	9.000	8.900	9.000	8.800	8.950	...	14.150
23*	1208	Leroy Clarke Jr.	PSU	5.200	9.000	8.900	8.900	8.900	8.900	...	14.100
23*	1014	Jake Martin	OSU	5.200	8.800	9.000	8.800	9.000	8.900	...	14.100
25T	814	Jonathan Tang	Navy	4.900	9.100	9.200	9.000	9.200	9.150	...	14.050
25T	708	Justin Karstadt	Minnesota	5.400	8.700	8.800	8.600	8.500	8.650	...	14.050
27	908	Evan Hymanson	Nebraska	5.200	8.700	9.100	8.800	8.800	8.800	...	14.000
28T	502	Andrew Botto	Iowa	4.900	8.800	9.000	9.100	9.100	9.050	...	13.950
28T	1018	Andrew Rickly	OSU	5.000	8.900	9.000	9.100	8.900	8.950	...	13.950
28T	1024	Alec Yoder	OSU	5.200	8.700	8.800	8.700	8.800	8.750	...	13.950
31	417	Joey Peters	Illinois	5.000	8.600	9.000	8.900	8.900	8.900	...	13.900
32	905	Austin Epperson	Nebraska	5.200	8.100	8.800	8.700	8.500	8.600	...	13.800
33	704	Joel Gagnon	Minnesota	5.500	8.100	8.200	8.500	8.300	8.250	...	13.750
34	204	Nathan Goff	Army	4.600	9.200	9.200	8.700	9.000	9.100	...	13.700
35*	717	Ben Winkel	Minnesota	5.000	8.600	8.700	8.600	8.900	8.650	...	13.650
35*	609	Uche Eke	Michigan	5.000	8.900	8.700	8.600	8.500	8.650	...	13.650
37	402	Tyson Bull	Illinois	4.700	8.700	8.900	8.700	8.900	8.800	...	13.500
38	1610	Aria Sabbagh	W&M	4.300	9.000	9.300	9.000	9.200	9.100	...	13.400
39	404	Chandler Eggleston	Illinois	4.800	8.400	8.500	8.100	8.400	8.400	...	13.200
40	514	Rogelio Vazquez	Iowa	5.200	7.400	8.000	7.800	8.000	7.900	...	13.100
41	309	Aaron Mah	California	4.900	7.800	7.900	7.500	7.800	7.800	...	12.700
42	1413	Bailey Perez	Stanford	4.400	8.000	8.400	8.100	8.300	8.200	...	12.600

# 2017 NCAA Championships - Finals

## Event Results - H Bar

Apr 22, 2017









Rank	Num	Name	Gym	Diff	E1	E2	E3	E4	Exec	ND	Score
1	1412	Robert Neff	Stanford	5.800	9.300	8.900	9.100	9.000	9.050	..	14.850
2	404	Chandler Eggleston	Illinois	5.600	9.000	8.900	9.200	9.000	9.000	..	14.600
3T	715	Jalon Stephens	Minnesota	5.200	9.200	9.300	9.300	9.300	9.300	..	14.500
3T	1017	Sean Melton	OSU	5.300	9.200	9.200	9.000	9.200	9.200	..	14.500
3*	1115	Genki Suzuki	Oklahoma	5.500	9.100	9.100	8.900	8.800	9.000	..	14.500
3*	1111	Yul Moldauer	Oklahoma	5.500	9.000	9.000	9.000	9.100	9.000	..	14.500
3T	1411	Akash Modi	Stanford	6.000	8.600	8.400	8.800	8.000	8.500	..	14.500
8T	1116	Colin Van Wicklen	Oklahoma	5.300	9.000	9.000	9.100	9.300	9.050	..	14.350
8T	703	Tristan Duran	Minnesota	5.600	8.700	8.600	8.800	8.800	8.750	..	14.350
10	113	Lukas Texeira	Air Force	5.400	8.800	8.900	8.900	9.000	8.900	..	14.300
11	1014	Jake Martin	OSU	5.800	8.400	8.500	8.600	8.400	8.450	..	14.250
12	511	Cory Paterson	Iowa	5.400	8.800	8.800	8.700	8.800	8.800	..	14.200
13T	1018	Andrew Rickly	OSU	5.600	8.600	8.600	8.500	8.100	8.550	..	14.150
13T	1415	Taylor Seaton	Stanford	5.700	8.300	8.500	8.900	8.400	8.450	..	14.150
15	1225	Sam Zakutney	PSU	5.400	8.600	8.700	8.500	8.800	8.650	..	14.050
16	421	Ross Thompson	Illinois	5.000	9.100	8.900	8.900	9.000	8.950	..	13.950
17	1024	Alec Yoder	OSU	5.000	9.100	8.800	8.900	8.700	8.850	..	13.850
18	309	Aaron Mah	California	5.100	8.700	8.700	8.700	8.700	8.700	..	13.800
19	301	Yordan Aleksandro	California	5.400	8.600	8.400	8.300	8.000	8.350	..	13.750
20T	406	Thomas Gibbs	Illinois	4.800	8.700	8.900	8.900	8.700	8.800	..	13.600
20T	506	Austin Hodges	Iowa	5.100	8.900	8.300	8.600	8.400	8.500	..	13.600
20T	1118	Josh Yee	Oklahoma	5.400	8.400	8.200	8.200	8.100	8.200	..	13.600
23	918	Chris Stephenson	Nebraska	5.100	8.700	8.400	8.300	8.400	8.400	..	13.500
24T	403	Alex Diab	Illinois	4.900	8.500	8.200	8.600	8.600	8.550	..	13.450
24T	1408	David Jessen	Stanford	5.200	8.300	8.100	8.200	8.300	8.250	..	13.450
24T	607	Adam Dean	Michigan	5.700	7.700	7.800	7.800	7.700	7.750	..	13.450
27T	1207	Franz Card	PSU	4.700	8.800	8.800	8.600	8.400	8.700	..	13.400
27T	115	Tim Wang	Air Force	4.900	8.500	8.700	8.000	8.500	8.500	..	13.400
29	706	Shaun Herzog	Minnesota	4.900	8.700	8.500	8.400	8.400	8.450	..	13.350
30T	909	Jordan King	Nebraska	4.600	8.700	8.500	8.700	8.700	8.700	..	13.300
30T	704	Joel Gagnon	Minnesota	5.200	8.000	8.200	8.000	8.300	8.100	..	13.300
30T	402	Tyson Bull	Illinois	5.300	7.800	7.900	8.100	8.200	8.000	..	13.300
33T	903	Jake Bonnay	Nebraska	4.700	8.700	8.500	8.500	8.200	8.500	..	13.200
33T	917	Anton Stephenson	Nebraska	4.900	8.700	8.300	8.300	8.300	8.300	..	13.200
35T	904	Antonio Castro	Nebraska	4.800	8.300	8.400	8.100	8.300	8.300	..	13.100
35T	1010	Seth Delbridge	OSU	5.300	7.800	7.800	7.400	8.000	7.800	..	13.100
37	814	Jonathan Tang	Navy	5.000	8.000	8.100	8.000	8.600	8.050	..	13.050
38T	1610	Aria Sabbagh	W&M	4.700	8.300	8.200	8.800	8.300	8.300	..	13.000
38T	1102	Allan Bower	Oklahoma	5.100	7.900	7.600	7.900	7.900	7.900	..	13.000
40	911	Daniel Leal	Nebraska	4.600	8.100	8.500	8.300	7.800	8.200	..	12.800
41	502	Andrew Botto	Iowa	4.800	8.000	7.500	7.800	7.800	7.800	..	12.600
42	708	Justin Karstadt	Minnesota	5.000	7.500	7.200	7.200	7.400	7.300	..	12.300
43	1413	Bailey Perez	Stanford	4.400	7.700	7.800	7.400	7.600	7.650	..	12.050



# 2017 NCAA Championships - Finals

## Team Results







Apr 22, 2017

Rank	Gym	Team	Score						
1	Oklahoma	X	431.950	70.950 2	69.850 3T	74.000 1	73.100 1	74.100 1	69.950 1
	1111	Yul Moldauer		14.900	13.250	14.950	14.850	15.150	14.500
	1102	Allan Bower		14.600	14.850	14.700	14.950	15.200	13.000
	1116	Colin Van Wicklen		14.600			14.850	14.500	14.350
	1117	Matt Wenske		13.750			13.750		
	1105	Thao Hoang		13.100		14.800			
	1118	Josh Yee			14.250				13.600
	1107	Hunter Justus			13.850	14.750		14.900	
	1115	Genki Suzuki			13.650				14.500
	1113	Reese Rickett				14.800			
	1108	Tanner Justus					14.700		
	1112	Alex Powarzynski						14.350	
2	OSU	X	423.700	69.650 6	71.300 1	70.300 3	71.950 3	70.650 3	69.850 2
	1002	Joey Bonanno		14.400			13.950		
	1017	Sean Melton		14.300		14.900	14.700	14.450	14.500
	1014	Jake Martin		14.000	13.950		14.400	14.100	14.250
	1024	Alec Yoder		13.800	14.800	14.200	14.350	13.950	13.850
	1008	Jake Dastrup		13.150	14.550			14.200	
	1021	David Szarvas			14.500				
	1012	Brandon Jacoby			13.500				
	1006	Chris Coombs				14.400			
	1013	Ryan Lemezis				14.000			
	1004	Tristan Burke				12.800			
	1010	Seth Delbridge					14.550		13.100
	1018	Andrew Rickly						13.950	14.150
3	Illinois	X	422.100	70.900 3	70.000 2	70.500 2	72.550 2	69.250 6	68.900 4
	404	Chandler Eggleston		14.400			14.300	13.200	14.600
	403	Alex Diab		14.350		14.650	14.600		13.450
	418	Sebastian Quiana		14.200					
	401	Bobby Baker		14.100		14.600	14.800	14.350	
	417	Joey Peters		13.850		14.100		13.900	
	415	Brandon Ngai			14.800				
	405	Matthew Foster			14.250				
	406	Thomas Gibbs			14.100				13.600
	416	Michael Paradise			13.800				
	402	Tyson Bull			13.050			13.500	13.300
	413	Dennis Minton				13.600			
	408	Johnny Jacobson				13.550		14.300	
	410	Jacob Light					14.650		
	411	Blake Martin					14.200		
	421	Ross Thompson							13.950

# 2017 NCAA Championships - Finals

## Team Results

Apr 22, 2017

Rank	Gym	Team	Score						
4	Stanford	X	421.500	70.200 4	69.850 3T	70.200 4	70.950 5	71.300 2	69.000 3
	1412	Robert Neff		14.300	12.650	14.000	14.300	14.700	14.850
	1411	Akash Modi		14.250	14.850	14.150	14.850	15.300	14.500
	1415	Taylor Seaton		14.200		13.850	13.700		14.150
	1404	Jordan DeClerk		13.800		13.850		14.450	
	1413	Bailey Perez		13.650			13.800	12.600	12.050
	1410	Andrew Misiolek			14.500				
	1421	Drew Willoughby			14.050				
	1414	Joey Ringer			13.800				
	1405	Josiah Eng				14.350			
	1420	Gareth Weiss					14.300		
	1408	David Jessen						14.250	13.450
5	Minnesota	X	414.200 (Inc -1.0 ND)	69.750 5	67.300 5	68.250 5	71.900 4	70.200 5	67.800 5
	711	Zach Liebler		14.400			14.500		
	707	Vitali Kan		14.250	13.700	13.800	14.750		
	704	Joel Gagnon		13.850			13.650	13.750	13.300
	701	Luke Aldrich		13.800	12.800				
	718	Alex Wittenberg		13.450	13.800				
	703	Tristan Duran			13.550			14.500	14.350
	708	Justin Karstadt			13.450	13.700	14.300	14.050	12.300
	715	Jalon Stephens				14.100			14.500
	712	Yaroslav Pochinka				13.550	14.700		
	714	Mitchell Soukup				13.100			
	702	Ryan Bergman						14.250	
	717	Ben Winkel						13.650	
	706	Shaun Herzog							13.350
6	Nebraska	X	412.900	71.500 1	66.550 6	68.150 6	70.700 6	70.400 4	65.600 6
	905	Austin Epperson		14.600		13.550		13.800	
	910	Kyle King		14.450	13.800		13.350		
	918	Chris Stephenson		14.300		13.400	14.250	14.200	
	901	Connor Adamsick		14.100			14.000		
	917	Anton Stephenson		14.050	12.900		14.600	14.150	13.200
	909	Jordan King			13.700	14.050			13.300
	907	Travis Gollott			13.150				
	904	Antonio Castro			13.000				13.100
	902	Heath Anderson				13.850			
	915	Sanjaya Roy				13.300			
	911	Daniel Leal					14.500	14.250	12.800
	908	Evan Hymanson						14.000	
	903	Jake Bonnay							13.200

# NCAA Gymnastics Score Sheet

Teams: Home Ohio State Univ.

Visitor Stanford Univ.

Date Apr 22, 2017

Place Holleder Center

Attendance 0

Name		D	1	2	3	4	nd	AVE	Name		D	1	2	3	4	nd	AVE	
F L O O R	1	Joey Bonanno	1002	5.40	8.90	9.00	9.00	9.00	14.400	1	Bailey Perez	1413	5.20	8.50	8.40	8.40	8.60	13.650
	2	Alec Yoder	1024	5.20	8.60	8.40	8.70	8.60	13.800	2	Jordan DeClerk	1404	5.40	8.50	8.30	8.30	8.50	13.800
	3	Jake Martin	1014	5.30	8.70	8.80	8.60	8.70	14.000	3	Robert Neff	1412	5.40	9.00	9.00	8.70	8.80	14.300
	4	Jake Dastrup	1008	5.50	7.70	7.70	7.50	7.60	13.150	4	Taylor Seaton	1415	5.80	8.40	8.50	8.40	8.40	14.200
	5	Sean Melton	1017	5.30	9.00	8.90	9.10	9.00	14.300	5	Akash Modi	1411	5.60	8.70	8.70	8.60	8.50	14.250

Floor Score: **69.650**      Running Score: **69.650**      Floor Score: **70.200**      Running Score: **70.200**

P O M M E L	1	David Szarvas	1021	5.50	8.80	8.80	9.20	9.20	14.500	1	Joey Ringer	1414	5.30	8.60	8.50	8.50	8.50	13.800
	2	Brandon Jacoby	1012	5.60	7.80	7.60	8.00	8.10	13.500	2	Drew Willoughby	1421	5.10	8.90	9.10	8.90	9.00	14.050
	3	Jake Martin	1014	5.50	8.50	8.40	8.40	8.60	13.950	3	Andrew Misiolek	1410	5.60	8.50	8.80	9.00	9.00	14.500
	4	Jake Dastrup	1008	5.80	8.80	8.70	8.60	8.80	14.550	4	Robert Neff	1412	4.30	8.60	8.30	8.40	8.00	12.650
	5	Alec Yoder	1024	6.10	9.00	8.70	8.40	8.70	14.800	5	Akash Modi	1411	5.90	9.00	9.10	8.40	8.90	14.850

Pommel Score: **71.300**      Running Score: **140.950**      Pommel Score: **69.850**      Running Score: **140.050**

R I N G S	1	Alec Yoder	1024	5.20	8.60	8.90	9.10	9.10	14.200	1	Taylor Seaton	1415	4.90	9.20	8.90	8.80	9.00	13.850
	2	Tristan Burke	1004	4.80	7.60	7.90	8.10	8.10	12.800	2	Jordan DeClerk	1404	4.90	8.80	8.80	9.20	9.10	13.850
	3	Ryan Lemezis	1013	5.10	8.80	9.10	8.80	9.00	14.000	3	Robert Neff	1412	5.00	9.00	9.10	9.00	8.80	14.000
	4	Sean Melton	1017	5.80	9.00	9.00	9.20	9.20	14.900	4	Akash Modi	1411	5.80	8.50	8.40	8.20	8.30	14.150
	5	Chris Coombs	1006	5.40	9.00	9.20	9.00	8.80	14.400	5	Josiah Eng	1405	5.60	9.00	8.90	8.60	8.60	14.350

Rings Score: **70.300**      Running Score: **211.250**      Rings Score: **70.200**      Running Score: **210.250**

V A U L T	1	Jake Martin	1014	4.80	9.50	9.70	9.60	9.60	14.400	1	Bailey Perez	1413	4.80	9.00	9.00	9.20	8.90	13.800	
	2	Alec Yoder	1024	5.20	9.20	9.10	9.10	9.50	14.350	2	Gareth Weiss	1420	4.80	9.40	9.50	9.50	9.50	14.300	
	3	Joey Bonanno	1002	5.20	8.80	8.90	8.80	9.00	-0.1	13.950	3	Robert Neff	1412	4.80	9.50	9.40	9.50	9.50	14.300
	4	Sean Melton	1017	5.20	9.30	9.20	9.70	9.70	14.700	4	Akash Modi	1411	5.30	9.50	9.70	9.60	9.50	14.850	
	5	Seth Delbridge	1010	5.20	9.50	9.70	9.30	9.40	-0.1	14.550	5	Taylor Seaton	1415	5.20	8.50	8.70	8.30	8.50	13.700

Vault Score: **71.950**      Running Score: **283.200**      Vault Score: **70.950**      Running Score: **281.200**

P B A R	1	Andrew Rickly	1018	5.00	8.90	9.00	9.10	8.90	13.950	1	Bailey Perez	1413	4.40	8.00	8.40	8.10	8.30	12.600
	2	Alec Yoder	1024	5.20	8.70	8.80	8.70	8.80	13.950	2	David Jessen	1408	5.30	8.90	9.00	9.00	8.70	14.250
	3	Jake Martin	1014	5.20	8.80	9.00	8.80	9.00	14.100	3	Robert Neff	1412	5.20	9.50	9.50	9.60	9.50	14.700
	4	Sean Melton	1017	5.80	8.60	8.80	8.70	8.60	14.450	4	Akash Modi	1411	6.30	9.20	9.10	8.90	8.80	15.300
	5	Jake Dastrup	1008	5.60	8.60	8.70	8.60	8.40	14.200	5	Jordan DeClerk	1404	5.40	9.10	9.00	9.20	9.00	14.450

P. Bar Score: **70.650**      Running Score: **353.850**      P. Bar Score: **71.300**      Running Score: **352.500**

H B A R	1	Seth Delbridge	1010	5.30	7.80	7.80	7.40	8.00	13.100	1	Bailey Perez	1413	4.40	7.70	7.80	7.40	7.60	12.050
	2	Andrew Rickly	1018	5.60	8.60	8.60	8.50	8.10	14.150	2	David Jessen	1408	5.20	8.30	8.10	8.20	8.30	13.450
	3	Alec Yoder	1024	5.00	9.10	8.80	8.90	8.70	13.850	3	Taylor Seaton	1415	5.70	8.30	8.50	8.90	8.40	14.150
	4	Jake Martin	1014	5.80	8.40	8.50	8.60	8.40	14.250	4	Robert Neff	1412	5.80	9.30	8.90	9.10	9.00	14.850
	5	Sean Melton	1017	5.30	9.20	9.20	9.00	9.20	14.500	5	Akash Modi	1411	6.00	8.60	8.40	8.80	8.00	14.500

H. Bar Score: **69.850**      Running Score: **423.700**      H. Bar Score: **69.000**      Running Score: **421.500**

Final Team Score: 423.700

Final Team Score: 421.500

**All-Arounders**

**All-Arounders**

	Martin	Melton	Yoder							Modi	Neff						
FX	14.000	14.300	13.800							14.250	14.300						
PH	13.950	13.550	14.800							14.850	12.650						
SR	13.350	14.900	14.200							14.150	14.000						
VT	14.400	14.700	14.350							14.850	14.300						
PB	14.100	14.450	13.950							15.300	14.700						
HB	14.250	14.500	13.850							14.500	14.850						
AA	84.050	86.400	84.950							87.900	84.800						

Judge's Signatures \* FX      \* PH      \* SR      \* VT      \* PB      \* HB

\* Head Judge      Scott Schaffer, Juha Tanska      Jon Corbitt, Clay Strother      Gerrit DeJonge, Devin DeB      Zach Gagnon, David Eaton      Peter Wieging, Brian Rich      Lenny Lucarello, Tom McN

FX      PH      SR      VT      PB      HB

Coach's Signature      Mike Brey, Joe Rank      Luke Baiungo, Charles Tayl      Brian Cooper, Jim McKinne      Billy Martin, Larry Byerly      Mike Hoskovec, Eric Smith      CJ Johnson, Jim Shaw

Coach's Signature \_\_\_\_\_ Coach's Signature \_\_\_\_\_

# NCAA Gymnastics Score Sheet

Teams: Home Univ. Of Illinois Visitor Univ. Of Minnesota

Date Apr 22, 2017 Place Holleder Center Attendance 0

Name		D	1	2	3	4	nd	AVE	Name		D	1	2	3	4	nd	AVE			
F L O O R	1	Joey Peters	417	5.20	8.30	8.50	8.80	8.90		13.850	1	Luke Aldrich	701	5.40	8.40	8.30	8.40	8.50		13.800
	2	Bobby Baker	401	5.60	8.30	8.60	8.50	8.50		14.100	2	Vitali Kan	707	5.60	8.70	8.90	8.50	8.60		14.250
	3	Chandler Eggleston	404	5.40	9.00	9.00	9.00	9.00		14.400	3	Alex Wittenberg	718	5.60	7.90	7.80	7.80	8.00		13.450
	4	Sebastian Quiana	418	5.40	8.80	8.70	8.90	8.80		14.200	4	Joel Gagnon	704	5.60	8.30	8.60	8.20	8.40	-0.1	13.850
	5	Alex Diab	403	5.70	8.40	8.50	8.80	8.80		14.350	5	Zach Liebler	711	5.40	9.00	9.30	9.00	8.90		14.400

Floor Score: **70.900** Running Score: **70.900** Floor Score: **69.750** Running Score: **69.750**

P O M M E L	1	Thomas Gibbs	406	5.10	8.90	9.20	9.00	9.00		14.100	1	Luke Aldrich	701	5.00	7.80	7.80	7.80	6.90		12.800
	2	Tyson Bull	402	4.30	8.40	8.80	8.70	8.80		13.050	2	Vitali Kan	707	5.30	8.40	8.40	8.60	8.40		13.700
	3	Michael Paradise	416	5.00	8.80	8.60	8.80	8.90		13.800	3	Alex Wittenberg	718	4.90	8.90	8.90	8.90	9.00		13.800
	4	Matthew Foster	405	5.30	9.10	8.90	9.00	8.90		14.250	4	Tristan Duran	703	5.00	8.70	8.80	8.20	8.40		13.550
	5	Brandon Ngai	415	5.40	9.40	9.30	9.60	9.40		14.800	5	Justin Karstadt	708	5.20	7.80	8.30	8.20	8.30		13.450

Pommel Score: **70.000** Running Score: **140.900** Pommel Score: **67.300** Running Score: **137.050**

R I N G S	1	Johnny Jacobson	408	4.70	8.80	8.90	8.50	8.90		13.550	1	Jalon Stephens	715	5.20	8.90	8.90	9.00	8.90		14.100
	2	Joey Peters	417	5.20	8.80	8.90	9.10	8.90		14.100	2	Vitali Kan	707	4.60	9.20	9.10	9.20	9.30		13.800
	3	Dennis Minton	413	5.20	8.30	8.80	8.40	8.40		13.600	3	Yaroslav Pochinka	712	5.30	8.10	7.70	8.40	8.50		13.550
	4	Bobby Baker	401	5.80	8.80	8.90	8.80	8.70		14.600	4	Mitchell Soukup	714	5.20	7.50	7.90	7.90	8.00		13.100
	5	Alex Diab	403	5.70	8.90	8.70	9.00	9.00		14.650	5	Justin Karstadt	708	5.10	8.40	8.70	8.50	8.70		13.700

Rings Score: **70.500** Running Score: **211.400** Rings Score: **68.250** Running Score: **205.300**

V A U L T	1	Blake Martin	411	4.80	9.40	9.30	9.40	9.40		14.200	1	Joel Gagnon	704	5.20	8.80	8.70	8.80	8.60	-0.3	13.650
	2	Chandler Eggleston	404	4.80	9.40	9.50	9.50	9.60		14.300	2	Vitali Kan	707	5.20	9.50	9.50	9.60	9.60		14.750
	3	Bobby Baker	401	5.20	9.50	9.70	9.60	9.60		14.800	3	Zach Liebler	711	5.20	9.30	9.30	9.50	9.20		14.500
	4	Jacob Light	410	5.20	9.40	9.30	9.50	9.50		14.650	4	Yaroslav Pochinka	712	5.20	9.50	9.50	9.60	9.50		14.700
	5	Alex Diab	403	4.90	9.60	9.70	9.70	9.70		14.600	5	Justin Karstadt	708	4.90	9.40	9.40	9.50	9.40		14.300

Vault Score: **72.550** Running Score: **283.950** Vault Score: **71.900** Running Score: **277.200**

P B A R	1	Chandler Eggleston	404	4.80	8.40	8.50	8.10	8.40		13.200	1	Joel Gagnon	704	5.50	8.10	8.20	8.50	8.30		13.750
	2	Tyson Bull	402	4.70	8.70	8.90	8.70	8.90		13.500	2	Ben Winkel	717	5.00	8.60	8.70	8.60	8.90		13.650
	3	Joey Peters	417	5.00	8.60	9.00	8.90	8.90		13.900	3	Ryan Bergman	702	5.20	8.90	9.00	9.10	9.10		14.250
	4	Bobby Baker	401	5.30	9.00	9.10	9.10	9.00		14.350	4	Tristan Duran	703	5.30	9.20	9.10	9.20	9.20		14.500
	5	Johnny Jacobson	408	5.50	8.80	8.80	9.00	8.80		14.300	5	Justin Karstadt	708	5.40	8.70	8.80	8.60	8.50		14.050

P. Bar Score: **69.250** Running Score: **353.200** P. Bar Score: **70.200** Running Score: **347.400**

H B A R	1	Thomas Gibbs	406	4.80	8.70	8.90	8.90	8.70		13.600	1	Joel Gagnon	704	5.20	8.00	8.20	8.00	8.30		13.300
	2	Alex Diab	403	4.90	8.50	8.20	8.60	8.60		13.450	2	Justin Karstadt	708	5.00	7.50	7.20	7.20	7.40		12.300
	3	Ross Thompson	421	5.00	9.10	8.90	8.90	9.00		13.950	3	Tristan Duran	703	5.60	8.70	8.60	8.80	8.80		14.350
	4	Chandler Eggleston	404	5.60	9.00	8.90	9.20	9.00		14.600	4	Jalon Stephens	715	5.20	9.20	9.30	9.30	9.30		14.500
	5	Tyson Bull	402	5.30	7.80	7.90	8.10	8.20		13.300	5	Shaun Herzog	706	4.90	8.70	8.50	8.40	8.40		13.350

H. Bar Score: **68.900** Running Score: **422.100** H. Bar Score: **67.800** Running Score: **415.200**

Final Team Score: **422.100**

Team ND: **-1.0**

Final Team Score: **414.200**

All-Arounders

All-Arounders

FX										Karstadt									
PH										13.950									
SR										13.450									
VT										13.700									
PB										14.300									
HB										14.050									
AA										12.300									
										81.750									

Judge's Signatures \* FX \_\_\_\_\_ \* PH \_\_\_\_\_ \* SR \_\_\_\_\_ \* VT \_\_\_\_\_ \* PB \_\_\_\_\_ \* HB \_\_\_\_\_

\* Head Judge Scott Schaffer, Juha Tanska Jon Corbitt, Clay Strother Gerrit DeJonge, Devin DeB Zach Gagnon, David Eaton Peter Wieging, Brian Rich Lenny Lucarello, Tom McN

Mike Brey, Joe Rank Luke Baiungo, Charles Tayl Brian Cooper, Jim McKinne Billy Martin, Larry Byerly Mike Hoskovec, Eric Smith CJ Johnson, Jim Shaw

Coach's Signature \_\_\_\_\_ Coach's Signature \_\_\_\_\_

# NCAA Gymnastics Score Sheet

Teams: Home Univ. Of Nebraska

Visitor Univ. Of Oklahoma

Date Apr 22, 2017

Place Holleder Center

Attendance 0

		Home								Visitor							
Name		D	1	2	3	4	nd	AVE	Name		D	1	2	3	4	nd	AVE
FLOOR	1 Connor Adamsick 901	5.60	8.50	8.50	8.50	8.50		14.100	1 Allan Bower 1102	5.40	9.20	9.20	9.30	9.20		14.600	
	2 Kyle King 910	5.70	8.60	8.60	9.00	8.90		14.450	2 Thao Hoang 1105	5.50	8.00	8.20	8.00	8.00	-0.4	13.100	
	3 Austin Epperson 905	5.40	8.90	9.00	9.40	9.40		14.600	3 Yul Moldauer 1111	5.80	8.90	9.10	9.10	9.10		14.900	
	4 Anton Stephenson 917	5.40	8.60	8.80	8.70	8.60		14.050	4 Matt Wenske 1117	5.50	8.40	8.50	8.10	8.30	-0.1	13.750	
	5 Chris Stephenson 918	5.40	8.90	9.00	8.90	8.90		14.300	5 Colin Van Wicklen 1116	5.60	9.20	9.00	9.00	9.00		14.600	

Floor Score: **71.500**      Running Score: **71.500**      Floor Score: **70.950**      Running Score: **70.950**

Pommel	1 Travis Gollott 907	5.40	7.60	7.90	8.10	7.50		13.150	1 Hunter Justus 1107	5.40	8.50	8.30	8.60	8.40		13.850
	2 Kyle King 910	5.20	8.80	8.70	8.50	8.50		13.800	2 Josh Yee 1118	5.30	8.90	8.70	9.20	9.00		14.250
	3 Jordan King 909	5.00	8.60	8.70	8.70	8.80		13.700	3 Genki Suzuki 1115	5.60	8.00	8.00	8.20	8.10		13.650
	4 Anton Stephenson 917	5.30	7.60	7.40	7.60	7.80		12.900	4 Yul Moldauer 1111	5.10	8.20	7.80	8.40	8.10		13.250
	5 Antonio Castro 904	5.10	7.80	7.70	8.00	8.40		13.000	5 Allan Bower 1102	6.10	8.80	8.90	8.70	8.70		14.850

Pommel Score: **66.550**      Running Score: **138.050**      Pommel Score: **69.850**      Running Score: **140.800**

Rings	1 Sanjaya Roy 915	4.40	8.80	8.60	9.00	9.10		13.300	1 Reese Rickett 1113	5.70	9.10	9.10	9.00	9.20		14.800
	2 Jordan King 909	4.90	9.10	9.00	9.20	9.40		14.050	2 Hunter Justus 1107	5.70	8.90	8.90	9.20	9.20		14.750
	3 Chris Stephenson 918	4.40	9.00	9.00	8.90	9.00		13.400	3 Thao Hoang 1105	5.80	9.00	8.70	9.00	9.00		14.800
	4 Heath Anderson 902	5.00	8.70	8.90	8.80	9.10		13.850	4 Yul Moldauer 1111	5.90	8.80	8.80	9.30	9.40		14.950
	5 Austin Epperson 905	4.80	8.70	9.00	8.80	8.50		13.550	5 Allan Bower 1102	5.80	8.70	8.80	9.00	9.20		14.700

Rings Score: **68.150**      Running Score: **206.200**      Rings Score: **74.000**      Running Score: **214.800**

Vault	1 Connor Adamsick 901	4.80	9.20	9.10	9.20	9.20		14.000	1 Tanner Justus 1108	5.20	9.50	9.60	9.30	9.50		14.700
	2 Chris Stephenson 918	4.80	9.40	9.50	9.30	9.50		14.250	2 Yul Moldauer 1111	5.20	9.60	9.70	9.70	9.60		14.850
	3 Daniel Leal 911	4.90	9.60	9.60	9.70	9.60		14.500	3 Allan Bower 1102	5.30	9.60	9.70	9.70	9.60		14.950
	4 Kyle King 910	5.20	8.30	8.20	8.10	8.10		13.350	4 Matt Wenske 1117	5.60	8.50	8.50	8.10	8.40	-0.3	13.750
	5 Anton Stephenson 917	5.20	9.40	9.40	9.40	9.50		14.600	5 Colin Van Wicklen 1116	5.60	9.30	9.20	9.10	9.50		14.850

Vault Score: **70.700**      Running Score: **276.900**      Vault Score: **73.100**      Running Score: **287.900**

P Bar	1 Evan Hymanson 908	5.20	8.70	9.10	8.80	8.80		14.000	1 Hunter Justus 1107	5.90	8.90	9.10	9.00	9.00		14.900
	2 Chris Stephenson 918	5.50	8.70	8.80	8.70	8.60		14.200	2 Alex Powarzynski 1112	5.50	8.60	8.90	9.00	8.80		14.350
	3 Austin Epperson 905	5.20	8.10	8.80	8.70	8.50		13.800	3 Colin Van Wicklen 1116	5.20	9.50	9.30	9.30	9.10		14.500
	4 Anton Stephenson 917	5.20	9.00	8.90	9.00	8.80		14.150	4 Allan Bower 1102	5.80	9.50	9.40	9.30	9.40		15.200
	5 Daniel Leal 911	5.10	8.90	9.20	9.20	9.10		14.250	5 Yul Moldauer 1111	5.90	9.00	9.40	9.20	9.30		15.150

P. Bar Score: **70.400**      Running Score: **347.300**      P. Bar Score: **74.100**      Running Score: **362.000**

H Bar	1 Jake Bonnav 903	4.70	8.70	8.50	8.50	8.20		13.200	1 Josh Yee 1118	5.40	8.40	8.20	8.20	8.10		13.600
	2 Jordan King 909	4.60	8.70	8.50	8.70	8.70		13.300	2 Genki Suzuki 1115	5.50	9.10	9.10	8.90	8.80		14.500
	3 Antonio Castro 904	4.80	8.30	8.40	8.10	8.30		13.100	3 Allan Bower 1102	5.10	7.90	7.60	7.90	7.90		13.000
	4 Daniel Leal 911	4.60	8.10	8.50	8.30	7.80		12.800	4 Yul Moldauer 1111	5.50	9.00	9.00	9.00	9.10		14.500
	5 Anton Stephenson 917	4.90	8.70	8.30	8.30	8.30		13.200	5 Colin Van Wicklen 1116	5.30	9.00	9.00	9.10	9.30		14.350

H. Bar Score: **65.600**      Running Score: **412.900**      H. Bar Score: **69.950**      Running Score: **431.950**

Final Team Score: **412.900**

Final Team Score: **431.950**

### All-Arounders

### All-Arounders

	Stephenson	Stephenson						Bower	Moldauer	Van Wicklen					
FX	14.050	14.300						14.600	14.900	14.600					
PH	12.900	13.200						14.850	13.250	13.250					
SR	12.300	13.400						14.700	14.950	13.500					
VT	14.600	14.250						14.950	14.850	14.850					
PB	14.150	14.200						15.200	15.150	14.500					
HB	13.200	13.500						13.000	14.500	14.350					
AA	81.200	82.850						87.300	87.600	85.050					

Judge's Signatures \* FX      \* PH      \* SR      \* VT      \* PB      \* HB

\* Head Judge      Scott Schaffer, Juha Tanska      Jon Corbitt, Clay Strother      Gerrit DeJonge, Devin DeB      Zach Gagnon, David Eaton      Peter Wieging, Brian Rich      Lenny Lucarello, Tom McN

FX      PH      SR      VT      PB      HB

Mike Brey, Joe Rank      Luke Baiungo, Charles Tayl      Brian Cooper, Jim McKinne      Billy Martin, Larry Byerly      Mike Hoskovec, Eric Smith      CJ Johnson, Jim Shaw

Coach's Signature \_\_\_\_\_ Coach's Signature \_\_\_\_\_